


DWO Phillip Island Official Test, 17–18 February 2025
Results Free Practice 1st Session

Phillip Island 4.445 m

1 / 2

No.	Rider	Nat	Team	Bike	Time	Gap	Rel.	Laps	Speed	
									Avg	Max
1	11 B. BENDSNEYDER	NED	MV Agusta Reparto Corse	MV Agusta F3 800 RR	1'32.127			22	173,695	269,8
2	65 P. OETTL	GER	Feel Racing WorldSSP Team	Ducati Panigale V2	1'32.827	0.700	0.700	31	172,385	267,8
3	51 J. MASIA	ESP	Orelac Racing Verdnatura	Ducati Panigale V2	1'33.176	1.049	0.349	27	171,740	278,1
4	53 V. DEBISE	FRA	Renzi Corse	Ducati Panigale V2	1'33.178	1.051	0.002	22	171,736	267,1
5	23 M. SCHROETTER	GER	WRP Racing	Ducati Panigale V2	1'33.180	1.053	0.002	23	171,732	273,2
6	77 F. FARIOLI	ITA	MV Agusta Reparto Corse	MV Agusta F3 800 RR	1'33.231	1.104	0.051	19	171,638	273,2
7	94 L. MAHIAS	FRA	GMT94-YAMAHA	Yamaha YZF R9	1'33.240	1.113	0.009	22	171,622	270,5
8	61 C. ONCU	TUR	Yamaha BLU CRU Evan Bros Team	Yamaha YZF R9	1'33.275	1.148	0.035	26	171,557	265,1
9	69 T. BOOTH-AMOS	GBR	PTR Triumph Factory Racing	Triumph Street Triple RS 765	1'33.296	1.169	0.021	20	171,519	269,8
10	32 D. BAYLISS	AUS	PTR Triumph Factory Racing	Triumph Street Triple RS 765	1'33.581	1.454	0.285	34	170,996	277,4
11	62 S. MANZI	ITA	Pata Yamaha Ten Kate Racing	Yamaha YZF R9	1'33.605	1.478	0.024	31	170,952	270,5
12	52 J. ALCOBA	ESP	Kawasaki WorldSSP Team	Kawasaki ZX-6R 636	1'33.693	1.566	0.088	24	170,792	272,5
13	64 F. CARICASULO	ITA	Motozoo ME air Racing	MV Agusta F3 800 RR	1'33.746	1.619	0.053	26	170,695	268,4
14	43 S. JESPERSEN	DEN	Ecosantagata Althea Racing Team	Ducati Panigale V2	1'33.771	1.644	0.025	31	170,650	272,5
15	20 X. CARDELUS	AND	Orelac Racing Verdnatura	Ducati Panigale V2	1'33.778	1.651	0.007	29	170,637	271,8
16	68 L. POWER	AUS	Motozoo ME air Racing	MV Agusta F3 800 RR	1'33.933	1.806	0.155	26	170,355	272,5
17	50 O. VOSTATEK	CZE	WRP Racing	Ducati Panigale V2	1'33.966	1.839	0.033	22	170,296	270,5
18	28 G. VAN STRAALEN	NED	D34G WorldSSP Racing Team	Ducati Panigale V2	1'34.106	1.979	0.140	32	170,042	269,1
19	57 A. MAHENDRA	INA	Yamaha BLU CRU Evan Bros Team	Yamaha YZF R9	1'34.121	1.994	0.015	30	170,015	272,5
20	27 K. TOBA	JPN	PETRONAS MIE Honda Racing Team	Honda CBR600RR	1'34.321	2.194	0.200	28	169,655	267,8
21	21 M. RINALDI	ITA	GMT94-YAMAHA	Yamaha YZF R9	1'34.518	2.391	0.197	27	169,301	268,4
22	5 N. ANTONELLI	ITA	VFT Racing	Yamaha YZF R9	1'34.881	2.754	0.363	22	168,653	265,8
23	24 L. TACCINI	ITA	Ecosantagata Althea Racing Team	Ducati Panigale V2	1'34.902	2.775	0.021	18	168,616	271,1
24	31 Y. OKAMOTO	JPN	Pata Yamaha Ten Kate Racing	Yamaha YZF R9	1'36.122	3.995	1.220	30	166,476	271,8
----- Out 105% in this Session -----										
25	7 L. VENEMAN	NED	EAB Racing Team	Ducati Panigale V2	1'37.361	5.234	1.239	17	164,357	268,4
26	4 L. ARBEL	FRA	Team Flembbo-Pilote Moto Production	MV Agusta F3 800 RR	1'37.477	5.350	0.116	15	164,162	261,3
27	63 S. AZMAN	MAS	PETRONAS MIE Honda Racing Team	Honda CBR600RR				0		

Qualifying Lap Time (105% of 1'32.127): 1'36.734

AIR	Humidity:	59%	Temp:	16°C
TRACK	Condition:	Dry	Temp:	18°C

Start 17/02/2025 09:10 End 11:00 The results are provisional until the end of the time limit for protests and appeals and the completion of the technical checks.

These data/results cannot be reproduced, stored and/or transmitted in whole or in part by any manner of electronic, mechanical, photocopying, recording, broadcasting or otherwise now known or herein after developed without the previous express consent by the copyright owner, except for reproduction in daily press and regular printed publications on sale to the public within 60 days of the event related to those data/results and always provided that copyright symbol appears together as follows below.

© DORNA WSBK ORGANIZATION Srl 2025

DWO Phillip Island Official Test, 17-18 February 2025
Results Free Practice 1st Session

Phillip Island 4.445 m

2 / 2

Session Highlights

Local Time	No. Rider	Description
09.10.00		Start of Session
09.11.36		WorldSSP Pit Intervention Time: 1min 11secs
09.13.05	69 T. BOOTH-AMOS	#69 Transponder NDT Working
09.14.54	69 T. BOOTH-AMOS	#69 BLACK FLAG - Transponder Not Working
09.20.16	50 O. VOSTATEK	#50 Team manager must go in time keeping room
09.23.32	7 L. VENEMAN	#7 gps not working well - it must be fixed before next run
09.24.23	69 T. BOOTH-AMOS	#69 Transponder NDT Working
09.26.40	69 T. BOOTH-AMOS	#69 BLACK FLAG - Transponder Not Working
09.34.23	69 T. BOOTH-AMOS	#69 Transponder NDT Working
09.43.36	4 L. ARBEL	#4 Racelink not working
09.45.29	4 L. ARBEL	#4 BLACK FLAG - Racelink NOT working
09.49.06	27 K. TOBA	#27 Racelink NDT working - It must be fixed before next run
10.10.21	77 F. FARIOLI	#77 Technical Problem - Turn 3
10.13.12	23 M. SCHROETTER	#23 Lap Time Cancelled [1'48.797] - Yellow Flag - Turn 4
10.13.17	65 P. OETTL	#65 Lap Time Cancelled [1'38.620] - Yellow Flag - Turn 4
10.13.22	11 B. BENDSNEYDER	#11 Lap Time Cancelled [1'47.607] - Yellow Flag - Turn 4
10.13.27	31 Y. OKAMOTO	#31 Lap Time Cancelled [1'37.472] - Yellow Flag - Turn 4
10.13.32	68 L. POWER	#68 Lap Time Cancelled [1'45.960] - Yellow Flag - Turn 4
10.13.37	69 T. BOOTH-AMOS	#69 Lap Time Cancelled [1'35.376] - Yellow Flag - Turn 4
10.39.13	77 F. FARIOLI	#77 Racelink GPS Not working well - Please fix it before next r
10.40.01	77 F. FARIOLI	#77 Racelink GPS Not working well - Please fix it before next run
10.40.33	77 F. FARIOLI	#77 rider must go to race control at the end of the session
10.44.00	77 F. FARIOLI	#77 Crashed - Turn 2
10.44.44		RED FLAG
10.55.17	7 L. VENEMAN	#7 Racelink gps not working well - Please check it before FP2
10.56.04		RED FLAG
10.56.27	43 S. JESPERSEN	#43 Crashed - Turn 2
10.57.52		SESSION ENDED
10.57.58		End of Session
11.01.07	43 S. JESPERSEN	#43 Medical Centre

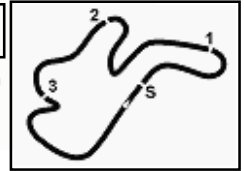
Fastest Laps Sequence

No.	Rider	Nat	Team	Bike	Local Time	Time	Gap	Avg
65	P. OETTL	GER	Feel Racing WorldSSP Team	Ducati Panigale V2	09:14'55.665	1'36.538		165,759
65	P. OETTL	GER	Feel Racing WorldSSP Team	Ducati Panigale V2	09:16'30.809	1'35.144	-1.394	168,187
65	P. OETTL	GER	Feel Racing WorldSSP Team	Ducati Panigale V2	09:18'05.369	1'34.560	-0.584	169,226
65	P. OETTL	GER	Feel Racing WorldSSP Team	Ducati Panigale V2	09:19'39.866	1'34.497	-0.063	169,339
53	V. DEBISE	FRA	Renzi Corse	Ducati Panigale V2	09:20'52.090	1'34.458	-0.039	169,409
65	P. OETTL	GER	Feel Racing WorldSSP Team	Ducati Panigale V2	09:21'13.963	1'34.097	-0.361	170,059
11	B. BENDSNEYDER	NED	MV Agusta Reparto Corse	MV Agusta F3 800 RR	09:24'57.321	1'33.849	-0.248	170,508
11	B. BENDSNEYDER	NED	MV Agusta Reparto Corse	MV Agusta F3 800 RR	09:26'31.084	1'33.763	-0.086	170,664
11	B. BENDSNEYDER	NED	MV Agusta Reparto Corse	MV Agusta F3 800 RR	09:28'04.113	1'33.029	-0.734	172,011
11	B. BENDSNEYDER	NED	MV Agusta Reparto Corse	MV Agusta F3 800 RR	09:47'31.499	1'32.902	-0.127	172,246
11	B. BENDSNEYDER	NED	MV Agusta Reparto Corse	MV Agusta F3 800 RR	10:13'03.900	1'32.826	-0.076	172,387
11	B. BENDSNEYDER	NED	MV Agusta Reparto Corse	MV Agusta F3 800 RR	10:14'36.409	1'32.509	-0.317	172,978
11	B. BENDSNEYDER	NED	MV Agusta Reparto Corse	MV Agusta F3 800 RR	10:17'42.108	1'32.127	-0.382	173,695

Start 09:10 End 11:00 The results are provisional until the end of the time limit for protests and appeals and the completion of the technical checks.

These data/results cannot be reproduced, stored and/or transmitted in whole or in part by any manner of electronic, mechanical, photocopying, recording, broadcasting or otherwise now known or herein after developed without the previous express consent by the copyright owner, except for reproduction in daily press and regular printed publications on sale to the public within 60 days of the event related to those data/results and always provided that copyright symbol appears together as follows below.

© DORNA WSBK ORGANIZATION Srl 2025



Phillip Island 4.445 m

DWO Phillip Island Official Test, 17-18 February 2025
Best Sectors & Speed Free Practice 1st Session

BEST LAP			
1	11	B. BENDSNEYDER	MV Agusta F3 800 RR 1'32.127
2	65	P. OETTL	Ducati Panigale V2 1'32.827
3	51	J. MASIA	Ducati Panigale V2 1'33.176
4	53	V. DEBISE	Ducati Panigale V2 1'33.178
5	23	M. SCHROETTER	Ducati Panigale V2 1'33.180
6	77	F. FARIOLI	MV Agusta F3 800 RR 1'33.231
7	94	L. MAHIAS	Yamaha YZF R9 1'33.240
8	61	C. ONCU	Yamaha YZF R9 1'33.275
9	69	T. BOOTH-AMOS	Triumph Street Triple RS 765 1'33.296
10	32	D. BAYLISS	Triumph Street Triple RS 765 1'33.581
11	62	S. MANZI	Yamaha YZF R9 1'33.605
12	52	J. ALCOBA	Kawasaki ZX-6R 636 1'33.693
13	64	F. CARICASULO	MV Agusta F3 800 RR 1'33.746
14	43	S. JESPERSEN	Ducati Panigale V2 1'33.771
15	20	X. CARDELLUS	Ducati Panigale V2 1'33.778
16	68	L. POWER	MV Agusta F3 800 RR 1'33.933
17	50	D. VOSTATEK	Ducati Panigale V2 1'33.966
18	28	G. VAN STRAALEN	Ducati Panigale V2 1'34.106
19	57	A. MAHENDRA	Yamaha YZF R9 1'34.121
20	27	K. TOBA	Honda CBR600RR 1'34.321
21	21	M. RINALDI	Yamaha YZF R9 1'34.518
22	5	N. ANTONELLI	Yamaha YZF R9 1'34.881
23	24	L. TACCINI	Ducati Panigale V2 1'34.902
24	31	Y. OKAMOTO	Yamaha YZF R9 1'36.122
25	7	L. VENEMAN	Ducati Panigale V2 1'37.361
26	4	L. ARBEL	MV Agusta F3 800 RR 1'37.477
27	63	S. AZMAN	Honda CBR600RR

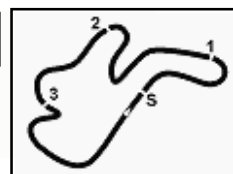
SPEED			
1	51	J. MASIA	Ducati Panigale V2 278,1
2	32	D. BAYLISS	Triumph Street Triple RS 765 277,4
3	77	F. FARIOLI	MV Agusta F3 800 RR 273,2
4	23	M. SCHROETTER	Ducati Panigale V2 273,2
5	68	L. POWER	MV Agusta F3 800 RR 272,5
6	43	S. JESPERSEN	Ducati Panigale V2 272,5
7	52	J. ALCOBA	Kawasaki ZX-6R 636 272,5
8	57	A. MAHENDRA	Yamaha YZF R9 272,5
9	20	X. CARDELLUS	Ducati Panigale V2 271,8
10	31	Y. OKAMOTO	Yamaha YZF R9 271,8
11	24	L. TACCINI	Ducati Panigale V2 271,1
12	62	S. MANZI	Yamaha YZF R9 270,5
13	94	L. MAHIAS	Yamaha YZF R9 270,5
14	50	D. VOSTATEK	Ducati Panigale V2 270,5
15	11	B. BENDSNEYDER	MV Agusta F3 800 RR 269,8
16	69	T. BOOTH-AMOS	Triumph Street Triple RS 765 269,8
17	28	G. VAN STRAALEN	Ducati Panigale V2 269,1
18	7	L. VENEMAN	Ducati Panigale V2 268,4
19	21	M. RINALDI	Yamaha YZF R9 268,4
20	64	F. CARICASULO	MV Agusta F3 800 RR 268,4
21	65	P. OETTL	Ducati Panigale V2 267,8
22	27	K. TOBA	Honda CBR600RR 267,8
23	53	V. DEBISE	Ducati Panigale V2 267,1
24	5	N. ANTONELLI	Yamaha YZF R9 265,8
25	61	C. ONCU	Yamaha YZF R9 265,1
26	4	L. ARBEL	MV Agusta F3 800 RR 261,3

SEG. 1		SEG. 2		SEG. 3		SEG. 4	
1	11 B. BENDSNEYDER 22.156	1	11 B. BENDSNEYDER 26.441	1	11 B. BENDSNEYDER 17.538	1	11 B. BENDSNEYDER 25.791
2	23 M. SCHROETTER 22.276	2	65 P. OETTL 26.563	2	65 P. OETTL 17.650	2	51 J. MASIA 26.072
3	53 V. DEBISE 22.277	3	77 F. FARIOLI 26.702	3	53 V. DEBISE 17.658	3	65 P. OETTL 26.087
4	61 C. ONCU 22.293	4	51 J. MASIA 26.762	4	94 L. MAHIAS 17.666	4	77 F. FARIOLI 26.099
5	51 J. MASIA 22.322	5	69 T. BOOTH-AMOS 26.770	5	61 C. ONCU 17.705	5	94 L. MAHIAS 26.142
6	65 P. OETTL 22.382	6	32 D. BAYLISS 26.816	6	23 M. SCHROETTER 17.705	6	32 D. BAYLISS 26.160
7	52 J. ALCOBA 22.396	7	64 F. CARICASULO 26.841	7	68 L. POWER 17.736	7	20 X. CARDELLUS 26.164
8	77 F. FARIOLI 22.457	8	52 J. ALCOBA 26.857	8	69 T. BOOTH-AMOS 17.741	8	52 J. ALCOBA 26.174
9	94 L. MAHIAS 22.470	9	23 M. SCHROETTER 26.866	9	51 J. MASIA 17.765	9	53 V. DEBISE 26.200
10	69 T. BOOTH-AMOS 22.486	10	61 C. ONCU 26.870	10	62 S. MANZI 17.773	10	23 M. SCHROETTER 26.200
11	68 L. POWER 22.495	11	68 L. POWER 26.906	11	32 D. BAYLISS 17.804	11	62 S. MANZI 26.214
12	62 S. MANZI 22.498	12	53 V. DEBISE 26.942	12	50 D. VOSTATEK 17.807	12	61 C. ONCU 26.236
13	5 N. ANTONELLI 22.552	13	94 L. MAHIAS 26.962	13	77 F. FARIOLI 17.835	13	43 S. JESPERSEN 26.260
14	20 X. CARDELLUS 22.573	14	62 S. MANZI 26.968	14	57 A. MAHENDRA 17.844	14	69 T. BOOTH-AMOS 26.269
15	43 S. JESPERSEN 22.573	15	43 S. JESPERSEN 27.004	15	28 G. VAN STRAALEN 17.851	15	64 F. CARICASULO 26.270
16	64 F. CARICASULO 22.574	16	5 N. ANTONELLI 27.032	16	20 X. CARDELLUS 17.863	16	68 L. POWER 26.314
17	32 D. BAYLISS 22.586	17	57 A. MAHENDRA 27.045	17	64 F. CARICASULO 17.870	17	57 A. MAHENDRA 26.376
18	27 K. TOBA 22.604	18	28 G. VAN STRAALEN 27.078	18	21 M. RINALDI 17.922	18	50 D. VOSTATEK 26.382
19	50 D. VOSTATEK 22.638	19	50 D. VOSTATEK 27.107	19	52 J. ALCOBA 17.934	19	28 G. VAN STRAALEN 26.391
20	57 A. MAHENDRA 22.647	20	20 X. CARDELLUS 27.107	20	43 S. JESPERSEN 17.934	20	24 L. TACCINI 26.408
21	28 G. VAN STRAALEN 22.655	21	27 K. TOBA 27.171	21	27 K. TOBA 18.016	21	27 K. TOBA 26.426
22	21 M. RINALDI 22.746	22	24 L. TACCINI 27.179	22	5 N. ANTONELLI 18.018	22	5 N. ANTONELLI 26.631
23	24 L. TACCINI 22.762	23	21 M. RINALDI 27.207	23	24 L. TACCINI 18.094	23	21 M. RINALDI 26.643
24	31 Y. OKAMOTO 23.092	24	31 Y. OKAMOTO 27.725	24	7 L. VENEMAN 18.171	24	31 Y. OKAMOTO 26.916
25	7 L. VENEMAN 23.119	25	4 L. ARBEL 27.926	25	31 Y. OKAMOTO 18.199	25	4 L. ARBEL 27.163
26	4 L. ARBEL 23.674	26	7 L. VENEMAN 28.244	26	4 L. ARBEL 18.581	26	7 L. VENEMAN 27.399

17/02/2025

These data/results cannot be reproduced, stored and/or transmitted in whole or in part by any manner of electronic, mechanical, photocopying, recording, broadcasting or otherwise now known or herein after developed without the previous express consent by the copyright owner, except for reproduction in daily press and regular printed publications on sale to the public within 60 days of the event related to those data/results and always provided that copyright symbol appears together as follows below.

© DORNA WSBK ORGANIZATION Srl 2025



Phillip Island 4.445 m

DWO Phillip Island Official Test, 17-18 February 2025
Ideal Times Free Practice 1st Session

No.	Rider	Nat	Bike	Seg. 1	Seg. 2	Seg. 3	Seg. 4	Ideal Time			
				Diff. 1	Diff. 2	Diff. 3	Diff. 4	Best Lap	Pos.	Diff.	
1	11 B. BENDSNEYDER	NED	MV Agusta F3 800 RR	22.156 +0.023	26.441 +0.142	17.538	25.791 +0.036	1'31.926	1'32.127	1	0.201
2	65 P. OETTL	GER	Ducati Panigale V2	22.382 +0.091	26.563 +0.054	17.650	26.087	1'32.682	1'32.827	2	0.145
3	51 J. MASIA	ESP	Ducati Panigale V2	22.322 +0.173	26.762 +0.075	17.765	26.072 +0.007	1'32.921	1'33.176	3	0.255
4	23 M. SCHROETTER	GER	Ducati Panigale V2	22.276 +0.133	26.866	17.705	26.200	1'33.047	1'33.180	5	0.133
5	53 V. DEBISE	FRA	Ducati Panigale V2	22.277 +0.077	26.942 +0.024	17.658	26.200	1'33.077	1'33.178	4	0.101
6	77 F. FARIOLI	ITA	MV Agusta F3 800 RR	22.457	26.702 +0.074	17.835	26.099 +0.064	1'33.093	1'33.231	6	0.138
7	61 C. ONCU	TUR	Yamaha YZF R9	22.293 +0.171	26.870	17.705	26.236	1'33.104	1'33.275	8	0.171
8	94 L. MAHIAS	FRA	Yamaha YZF R9	22.470	26.962	17.666	26.142	1'33.240	1'33.240	7	
9	69 T. BOOTH-AMOS	GBR	Triumph Street Triple RS 765	22.486	26.770	17.741 +0.002	26.269 +0.028	1'33.266	1'33.296	9	0.030
10	52 J. ALCOBA	ESP	Kawasaki ZX-6R 636	22.396 +0.105	26.857 +0.105	17.934 +0.020	26.174 +0.102	1'33.361	1'33.693	12	0.332
11	32 D. BAYLISS	AUS	Triumph Street Triple RS 765	22.586	26.816 +0.023	17.804 +0.027	26.160 +0.165	1'33.366	1'33.581	10	0.215
12	68 L. POWER	AUS	MV Agusta F3 800 RR	22.495 +0.176	26.906 +0.021	17.736	26.314 +0.285	1'33.451	1'33.933	16	0.482
13	62 S. MANZI	ITA	Yamaha YZF R9	22.498 +0.103	26.968	17.773 +0.024	26.214 +0.025	1'33.453	1'33.605	11	0.152
14	64 F. CARICASULO	ITA	MV Agusta F3 800 RR	22.574 +0.044	26.841	17.870	26.270 +0.147	1'33.555	1'33.746	13	0.191
15	20 X. CARDELUS	AND	Ducati Panigale V2	22.573 +0.056	27.107 +0.015	17.863	26.164	1'33.707	1'33.778	15	0.071
16	43 S. JESPERSEN	DEN	Ducati Panigale V2	22.573	27.004	17.934	26.260	1'33.771	1'33.771	14	
17	57 A. MAHENDRA	INA	Yamaha YZF R9	22.647 +0.076	27.045 +0.048	17.844 +0.085	26.376	1'33.912	1'34.121	19	0.209
18	50 D. VOSTATEK	CZE	Ducati Panigale V2	22.638 +0.032	27.107	17.807	26.382	1'33.934	1'33.966	17	0.032
19	28 G. VAN STRAALLEN	NED	Ducati Panigale V2	22.655 +0.072	27.078 +0.003	17.851 +0.046	26.391 +0.010	1'33.975	1'34.106	18	0.131
20	27 K. TOBA	JPN	Honda CBR600RR	22.604	27.171 +0.089	18.016 +0.015	26.426	1'34.217	1'34.321	20	0.104
21	5 N. ANTONELLI	ITA	Yamaha YZF R9	22.552 +0.241	27.032 +0.278	18.018	26.631 +0.129	1'34.233	1'34.881	22	0.648
22	24 L. TACCINI	ITA	Ducati Panigale V2	22.762 +0.228	27.179 +0.212	18.094 +0.019	26.408	1'34.443	1'34.902	23	0.459
23	21 M. RINALDI	ITA	Yamaha YZF R9	22.746	27.207	17.922	26.643	1'34.518	1'34.518	21	
24	31 Y. OKAMOTO	JPN	Yamaha YZF R9	23.092 +0.125	27.725 +0.065	18.199	26.916	1'35.932	1'36.122	24	0.190
25	7 L. VENEMAN	NED	Ducati Panigale V2	23.119 +0.030	28.244 +0.330	18.171 +0.068	27.399	1'36.933	1'37.361	25	0.428
26	4 L. ARBEL	FRA	MV Agusta F3 800 RR	23.674 +0.009	27.926 +0.099	18.581 +0.025	27.163	1'37.344	1'37.477	26	0.133
	63 S. AZMAN	MAS	Honda CBR600RR								
Overall Ideal Time				22.156	26.441	17.538	25.791	1'31.926			

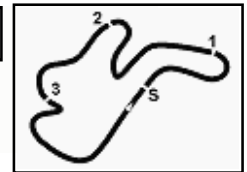
17/02/2025

These data/results cannot be reproduced, stored and/or transmitted in whole or in part by any manner of electronic, mechanical, photocopying, recording, broadcasting or otherwise now known or herein after developed without the previous express consent by the copyright owner, except for reproduction in daily press and regular printed publications on sale to the public within 60 days of the event related to those data/results and always provided that copyright symbol appears together as follows below.

© DORNA WSBK ORGANIZATION Srl 2025

FICR PERUGIA TIMING





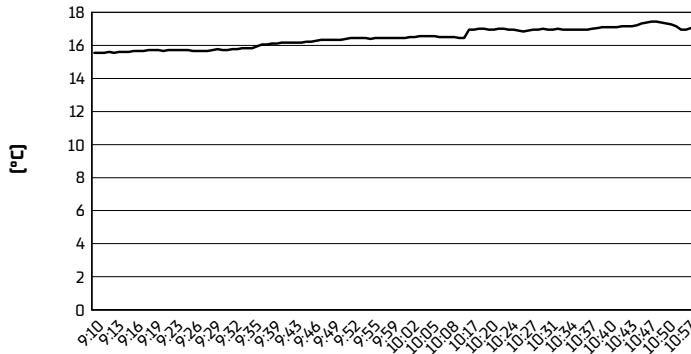
Phillip Island 4.445 m

DWO Phillip Island Official Test, 17-18 February 2025

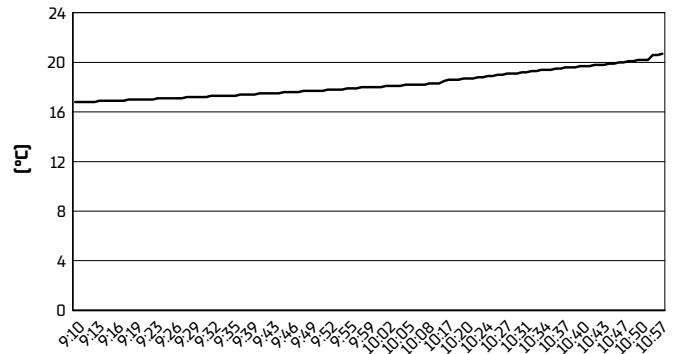
Weather Report Free Practice 1st Session

Session started 09:10 - Session ended 11:00


Air Temperature



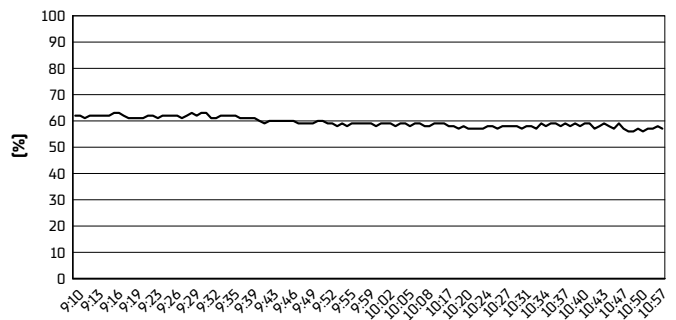
Track Temperature



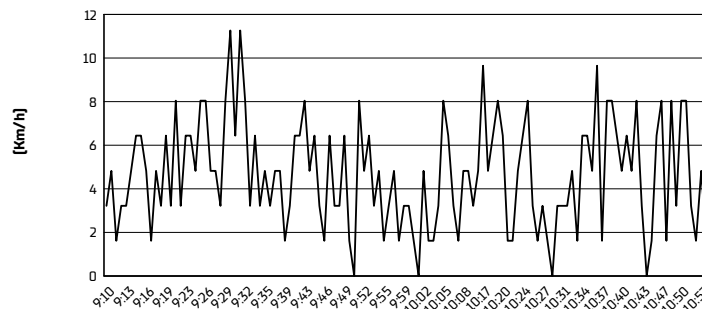
Air Pressure



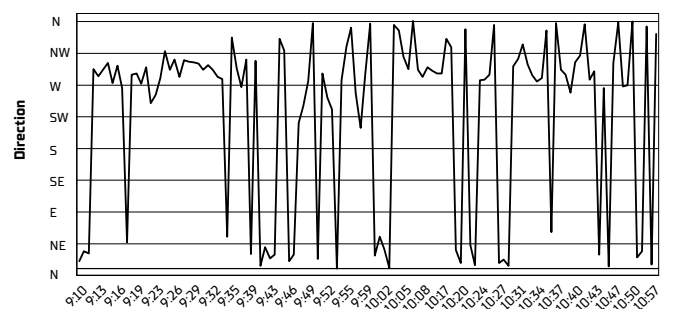
Humidity



Wind Speed



Wind Direction



17/02/2025

These data/results cannot be reproduced, stored and/or transmitted in whole or in part by any manner of electronic, mechanical, photocopying, recording, broadcasting or otherwise now known or herein after developed without the previous express consent by the copyright owner, except for reproduction in daily press and regular printed publications on sale to the public within 60 days of the event related to those data/results and always provided that copyright symbol appears together as follows below.

© DORNA WSBK ORGANIZATION Srl 2025