

JuniorGP

FIM JuniorGP 2024 - MOTORLAND ARAGON

Qualifying 1

Revised

Classification

No	Rider	Nat	Team	Bike	Tires	Cl.	Time	Lap Total	Gap	Kph
1	67 CASEY_JAMES O'GORMAN	IRL	Team Estrella Galicia 0,0	HONDA	Pirelli		2:12.176	7 7	-	138.3
2	57 DANIAL SHAHRIL	MYS	Asia Talent Team	HONDA	Pirelli		2:13.192	6 7	+1.016	137.2
3	54 JESÚS RIOS	ESP	MRE TALENT	KTM	Pirelli		2:13.435	7 7	+1.259	137.0
4	28 MÁXIMO QUILES	ESP	Team Estrella Galicia 0,0	HONDA	Pirelli		2:13.552	7 7	+1.376	136.9
5	93 ARBI ADITAMA	IDN	Astra Honda Racing Team	HONDA	Pirelli		2:13.788	7 7	+1.612	136.6
6	78 JAKOB ROSENTHALER	AUT	LIQUI MOLY HUSQVARNA INTACT GP JUNIOR TEAM	HUSQVARNA	Pirelli		2:14.542	5 6	+2.366	135.8
7	19 ALESSANDRO MOROSI	ITA	CFMOTO Aspar Junior Team	CFMOTO	Pirelli		2:14.591	7 7	+2.415	135.8
8	11 ADRIÁN CRUCES	ESP	FINETWORK TEAM	KTM	Pirelli		2:14.770	6 7	+2.594	135.6
9	45 KGOPOTSO MONONYANE	ZAF	AGR TEAM	KTM	Pirelli		2:14.902	6 7	+2.726	135.5
10	36 ANGUS GRENFELL	AUS	SeventyTwo Artbox Racing Team	KTM	Pirelli		2:15.258	6 7	+3.082	135.1
11	41 AOI UEZU	JPN	MTA JUNIOR TEAM	KTM	Pirelli		2:15.826	6 7	+3.650	134.6
12	20 JAKKREEPHAT PHUETTISAN	THA	Honda Racing Thailand	HONDA	Pirelli		2:16.077	6 7	+3.901	134.3
13	56 AMON ODAKI	JPN	Asia Talent Team	HONDA	Pirelli		2:16.233	5 7	+4.057	134.2
14	34 CESARE TIEZZI	ITA	EAGLE-1	KTM	Pirelli		2:16.721	5 7	+4.545	133.7
15	92 LUCAS BROWN	GBR	British Talent Team - MLav Racing	HONDA	Pirelli		2:17.001	7 7	+4.825	133.4
16	25 LEONARDO ABRUZZO	ITA	MTA JUNIOR TEAM	KTM	Pirelli		2:17.038	5 7	+4.862	133.4
17	18 EDOARDO BERTOLA	ITA	EAGLE-1	KTM	Pirelli		2:17.794	5 7	+5.618	132.6
18	91 KOTARO UCHIUMI	JPN	MTA JUNIOR TEAM	KTM	Pirelli		2:17.833	6 7	+5.657	132.6
19	2 LORIS SCHÖNROCK	DEU	F. Koch Rennsport	KTM	Pirelli		2:17.894	4 7	+5.718	132.5
20	29 KEVIN FARKAS	HUN	AC RACING TEAM	KTM	Pirelli					

Fastest Lap: Lap 7 CASEY_JAMES O'GORMAN 2:12.176 138.3 Kph

RIDER #20 & #54 - LAP 5 DELETED DUE TO TRACK LIMITS
RIDERS #18, #41, #745 & #91 - LAP 7 DELETED

Track Status: **WET**

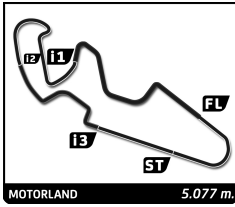
Published at:

Clerk of the Course:

José Luis Omella

Timekeeper:

Alberto Estébanez



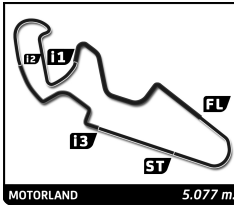
JuniorGP

FIM JuniorGP 2024 - MOTORLAND ARAGON

Qualifying 1

Best Top Speed

No Rider	Team	Class	Top 1		Top 2		Top 3		Top 4		Top 5		
			Kph	Lap	Kph	Lap	Kph	Lap	Kph	Lap	Kph	Lap	Avg
11	ADRIÁN CRUCES	FINETWORK TEAM	230.3	2	229.8	3	227.4	4	227.4	6	225.9	5	228,2
20	JAKKREEPHAT PHUETTIS	Honda Racing Thailand	230.3	5	229.8	4	229.3	1	229.3	2	228.8	6	229,5
78	JAKOB ROSENTHALER	LIQUI MOLY HUSQVARNA INTACT GP JUNIOR TEAM	230.3	1	228.8	3	226.9	4	225.0	2	223.1	6	226,8
36	ANGUS GRENFELL	SeventyTwo Artbox Racing Team	229.8	1	229.3	3	228.8	5	228.3	2	227.4	6	228,7
57	DANIAL SHAHRIL	Asia Talent Team	229.8	6	229.3	2	227.8	7	226.9	1	226.4	4	228,0
67	CASEY_JAMES O'GORMAN	Team Estrella Galicia 0,0	227.8	2	227.8	3	224.5	6	224.1	7	223.6	1	225,6
34	CESARE TIEZZI	EAGLE-1	227.4	2	226.9	3	225.9	4	225.9	6	225.0	1	226,2
41	AOI UEZU	MTA JUNIOR TEAM	227.4	3	226.9	1	224.5	2	224.5	6	224.5	7	225,6
28	MÁXIMO QUILES	Team Estrella Galicia 0,0	226.4	1	225.5	2	225.5	6	225.0	7	223.6	3	225,2
56	AMON ODAKI	Asia Talent Team	226.4	1	226.4	4	226.4	7	225.0	5	224.1	2	225,7
93	ARBI ADITAMA	Astra Honda Racing Team	226.4	2	225.9	3	225.9	5	225.9	6	225.9	7	226,0
45	KGOPOTSO MONONYANE	AAGR TEAM	225.9	2	222.7	1	220.9	6	220.4	3	220.4	7	222,1
92	LUCAS BROWN	British Talent Team - MLav Racing	225.9	1	222.2	2	220.0	3	220.0	4	219.5	6	221,5
91	KOTARO UCHIUMI	MTA JUNIOR TEAM	225.5	2	224.1	1	224.1	4	221.8	3	220.9	6	223,3
25	LEONARDO ABRUZZO	MTA JUNIOR TEAM	225.0	1	223.1	2	222.2	3	220.9	5	220.9	6	222,4
2	LORIS SCHÖNROCK	F. Koch Rennsport	221.8	2	221.3	4	220.4	3	218.2	5	217.3	6	219,8
19	ALESSANDRO MOROSI	CFMOTO Aspar Junior Team	221.8	4	221.8	5	221.8	6	221.8	7	220.4	3	221,5
18	EDOARDO BERTOLA	EAGLE-1	220.9	5	220.0	7	219.5	4	219.1	1	218.2	2	219,5
54	JESÚS RIOS	MRE TALENT	220.4	5	219.1	1	219.1	2	218.2	4	217.3	3	218,8
29	KEVIN FARKAS	AC RACING TEAM											



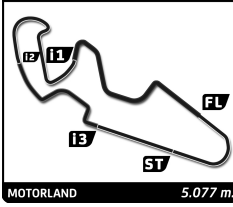
JuniorGP

FIM JuniorGP 2024 - MOTORLAND ARAGON

Qualifying 1

Best Sector Times

Pos	Sector 1			Sector 2			Sector 3			Sector 4			Pos	No	Ideal Lap	Best Lap
	No Rider	Time	No Rider	Time	No Rider	Time	No Rider	Time	No Rider	Time						
1	67 C.O'GORMAN	37.682	67 C.O'GORMAN	37.130	54 J.RIOS	24.667	57 D.SHAHRIL	32.469	1	67	2:12.176	2:12.176	(1)			
2	57 D.SHAHRIL	38.257	57 D.SHAHRIL	37.139	67 C.O'GORMAN	24.674	67 C.O'GORMAN	32.690	2	57	2:12.952	2:13.192	(2)			
3	78 J.ROSENTHALER	38.285	93 A.ADITAMA	37.274	28 M.QUILES	24.763	36 A.GRENFELL	32.830	3	54	2:13.435	2:13.435	(3)			
4	93 A.ADITAMA	38.300	54 J.RIOS	37.292	19 A.MOROSI	24.921	28 M.QUILES	32.945	4	28	2:13.552	2:13.552	(4)			
5	54 J.RIOS	38.355	28 M.QUILES	37.421	93 A.ADITAMA	24.975	11 A.CRUCES	33.075	5	93	2:13.788	2:13.788	(5)			
6	28 M.QUILES	38.423	78 J.ROSENTHALER	37.469	45 K.MONONYANE	24.995	78 J.ROSENTHALER	33.102	6	78	2:13.962	2:14.542	(7)			
7	45 K.MONONYANE	38.433	45 K.MONONYANE	37.480	11 A.CRUCES	25.077	54 J.RIOS	33.121	7	45	2:14.116	2:14.116	(6)			
8	11 A.CRUCES	38.485	18 E.BERTOLA	37.621	57 D.SHAHRIL	25.087	19 A.MOROSI	33.155	8	11	2:14.338	2:14.770	(9)			
9	36 A.GRENFELL	38.603	11 A.CRUCES	37.701	78 J.ROSENTHALER	25.106	41 A.UEZU	33.199	9	19	2:14.499	2:14.591	(8)			
10	19 A.MOROSI	38.682	19 A.MOROSI	37.741	41 A.UEZU	25.159	45 K.MONONYANE	33.208	10	36	2:14.618	2:15.258	(10)			
11	20 J.PHUETTISAN	38.929	41 A.UEZU	37.766	36 A.GRENFELL	25.250	93 A.ADITAMA	33.239	11	41	2:15.214	2:15.405	(11)			
12	34 C.TIEZZI	38.956	56 A.ODAKI	37.922	56 A.ODAKI	25.255	56 A.ODAKI	33.290	12	56	2:15.491	2:16.233	(14)			
13	56 A.ODAKI	39.024	36 A.GRENFELL	37.935	20 J.PHUETTISAN	25.481	2 L.SCHÖNROCK	33.317	13	18	2:15.608	2:15.608	(12)			
14	18 E.BERTOLA	39.046	20 J.PHUETTISAN	38.038	34 C.TIEZZI	25.581	18 E.BERTOLA	33.340	14	20	2:15.834	2:16.077	(13)			
15	41 A.UEZU	39.090	34 C.TIEZZI	38.088	18 E.BERTOLA	25.601	20 J.PHUETTISAN	33.386	15	34	2:16.081	2:16.721	(15)			
16	25 L.ABRUZZO	39.345	25 L.ABRUZZO	38.118	92 L.BROWN	25.652	91 K.UCHIUMI	33.453	16	25	2:16.631	2:17.038	(17)			
17	92 L.BROWN	39.475	92 L.BROWN	38.150	25 L.ABRUZZO	25.691	34 C.TIEZZI	33.456	17	92	2:16.931	2:17.001	(16)			
18	2 L.SCHÖNROCK	39.616	91 K.UCHIUMI	38.175	91 K.UCHIUMI	25.790	25 L.ABRUZZO	33.477	18	91	2:17.455	2:17.455	(18)			
19	91 K.UCHIUMI	40.037	2 L.SCHÖNROCK	38.460	2 L.SCHÖNROCK	26.073	92 L.BROWN	33.654	19	2	2:17.466	2:17.894	(19)			



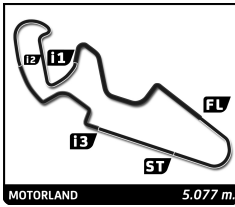
JuniorGP

FIM JuniorGP 2024 - MOTORLAND ARAGON

Qualifying 1

Fastest Lap Sequence

Elapsed	No	Rider	Team	Bike	Class	Time	Kph	Lap
4:56.684	93	ARBI ADITAMA	Astra Honda Racing Team	HONDA		2:16.712	133.7	2
5:04.148	67	CASEY_JAMES O'GORMAN	Team Estrella Galicia 0.0	HONDA		2:16.579	133.8	2
7:12.897	93	ARBI ADITAMA	Astra Honda Racing Team	HONDA		2:16.213	134.2	3
7:19.908	57	DANIAL SHAHRIL	Asia Talent Team	HONDA		2:16.176	134.2	3
7:20.045	67	CASEY_JAMES O'GORMAN	Team Estrella Galicia 0.0	HONDA		2:15.897	134.5	3
9:28.132	93	ARBI ADITAMA	Astra Honda Racing Team	HONDA		2:15.235	135.2	4
11:42.943	93	ARBI ADITAMA	Astra Honda Racing Team	HONDA		2:14.811	135.6	5
11:50.417	67	CASEY_JAMES O'GORMAN	Team Estrella Galicia 0.0	HONDA		2:13.764	136.6	5
14:14.179	57	DANIAL SHAHRIL	Asia Talent Team	HONDA		2:13.192	137.2	6
16:16.938	67	CASEY_JAMES O'GORMAN	Team Estrella Galicia 0.0	HONDA		2:12.176	138.3	7



JuniorGP

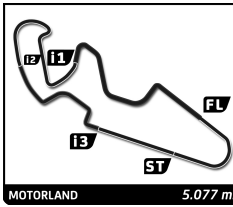
FIM JuniorGP 2024 - MOTORLAND ARAGON

Qualifying 1

Sector Analysis

— Invalidated Lap ■ Personal Best ■ Session Best B Crossing the pit lane

Lap	Time	Sector 1	Sector 2	Sector 3	Sector 4	T.Sp	Lap	Time	Sector 1	Sector 2	Sector 3	Sector 4	T.Sp		
67	CASEY_JAMES O'GORMAN						IRL	5	2:14.542	38.733	37.469	25.106	33.234	222.7	
	Team Estrella Galicia 0,0						HONDA	6	2:15.665	38.628	38.181	25.754	33.102	223.1	
1	2:47.569	1:07.540	40.199	26.214	33.616	223.6									
2	2:16.579	39.264	38.129	25.744	33.442	227.8									
3	2:15.897	39.220	37.982	25.632	33.063	227.8									
4	2:16.608	39.393	38.381	25.497	33.337	223.1									
5	2:13.764	38.290	37.403	25.119	32.952	223.6									
6	2:14.345	38.592	37.400	25.136	32.877	224.5									
7	2:12.176	37.682	37.130	24.674	32.690	224.1									
57	DANIAL SHAHRIL						MYS	19	ALESSANDRO MOROSI						ITA
	Asia Talent Team						HONDA		CFMOTO Aspar Junior Team						CFMOTO
1	2:45.820	1:06.260	39.344	26.353	33.863	226.9	1	3:06.594	1:22.460	41.048	28.022	35.064	218.6		
2	2:17.912	40.145	38.409	25.967	33.391	229.3	2	2:22.463	41.318	39.894	26.995	34.256	220.0		
3	2:16.176	39.494	37.953	25.562	33.167	225.9	3	2:19.118	40.394	38.765	25.996	33.963	220.4		
4	2:19.093	39.086	41.243	25.588	33.176	226.4	4	2:18.440	40.200	38.631	25.817	33.792	221.8		
5	2:21.986	38.759	37.467	32.540	33.220	225.9	5	2:16.956	39.486	38.489	25.550	33.431	221.8		
6	2:13.192	38.257	37.139	25.200	32.596	229.8	6	2:15.494	39.089	37.741	25.306	33.358	221.8		
7	2:13.779	38.536	37.687	25.087	32.469	227.8	7	2:14.591	38.682	37.833	24.921	33.155	221.8		
54	JESÚS RIOS						ESP	11	ADRIÁN CRUCES						ESP
	MRE TALENT						KTM		FINETWORK TEAM						KTM
1	2:48.658	1:06.948	40.942	26.722	34.046	219.1	1	2:51.456	1:08.622	41.100	27.324	34.410	222.7		
2	2:18.015	40.234	38.167	25.812	33.802	219.1	2	2:19.141	40.397	39.017	26.170	33.557	230.3		
3	2:16.417	39.388	37.945	25.318	33.766	217.3	3	2:16.398	39.216	38.180	25.722	33.280	229.8		
4	2:15.438	39.196	38.023	24.932	33.287	218.2	4	2:16.302	39.181	38.110	25.651	33.360	227.4		
5	2:15.088	38.723	37.540	25.470	33.355	220.4	5	2:15.053	38.861	37.865	25.077	33.250	225.9		
6	2:19.176	40.494	38.412	26.088	34.182	213.9	6	2:14.770	38.485	37.701	25.509	33.075	227.4		
7	2:13.435	38.355	37.292	24.667	33.121	216.4	7	2:32.908 B	44.478	40.743	27.068	40.619	224.5		
28	MÁXIMO QUILES						ESP	45	KGOPOTSO MONONYANE						ZAF
	Team Estrella Galicia 0,0						HONDA		AGR TEAM						KTM
1	2:49.438	1:07.302	40.752	27.194	34.190	226.4	1	2:52.877	1:10.461	40.646	27.033	34.737	222.7		
2	2:18.204	39.928	38.861	25.877	33.538	225.5	2	2:20.144	40.400	39.107	26.339	34.298	225.9		
3	2:16.620	39.134	38.097	25.624	33.765	223.6	3	2:17.662	39.612	38.628	25.650	33.772	220.4		
4	2:16.016	39.056	38.135	25.407	33.418	223.6	4	2:16.785	39.220	38.118	25.651	33.796	220.0		
5	2:14.439	38.626	37.665	25.086	33.062	223.1	5	2:15.410	39.021	37.766	25.372	33.251	220.0		
6	2:18.287	39.678	39.026	26.043	33.540	225.5	6	2:14.902	38.684	37.735	25.112	33.371	220.9		
7	2:13.552	38.423	37.421	24.763	32.945	225.0	7	2:14.116	38.433	37.480	24.995	33.208	220.4		
93	ARBI ADITAMA						IDN	36	ANGUS GRENFELL						AUS
	Astra Honda Racing Team						HONDA		SeventyTwo Artbox Racing Team						KTM
1	2:39.972	1:00.464	39.172	26.242	34.094	225.5	1	2:49.498	1:07.722	40.644	27.477	33.655	229.8		
2	2:16.712	39.270	38.113	25.495	33.834	226.4	2	2:18.943	40.051	38.877	26.109	33.906	228.3		
3	2:16.213	38.985	37.928	25.619	33.681	225.9	3	2:17.509	39.714	38.656	26.013	33.126	229.3		
4	2:15.235	38.716	37.662	25.378	33.479	225.5	4	2:15.496	39.002	37.935	25.250	33.309	223.6		
5	2:14.811	38.566	37.759	25.187	33.299	225.9	5	2:15.261	38.725	38.003	25.337	33.196	228.8		
6	2:15.010	38.787	37.587	25.264	33.372	225.9	6	2:15.258	38.603	38.272	25.553	32.830	227.4		
7	2:13.788	38.300	37.274	24.975	33.239	225.9	7	2:18.019	38.980	40.335	25.525	33.179	227.4		
78	JAKOB ROSENTHALER						AUT	41	AOI UEZU						JPN
	LIQUI MOLY HUSQVARNA INTACT C						HUSQVARNA		MTA JUNIOR TEAM						KTM
1	2:51.509	1:08.568	41.285	27.396	34.260	230.3	1	2:54.477	1:09.336	42.656	27.544	34.941	226.9		
2	2:18.543	40.638	38.735	25.769	33.401	225.0	2	2:21.290	41.762	39.118	26.197	34.213	224.5		
3	2:16.271	39.444	38.088	25.485	33.254	228.8	3	2:18.607	40.034	38.232	26.239	34.102	227.4		
4	2:15.381	38.977	37.806	25.401	33.197	226.9	4	2:28.535	40.697	39.662	34.172	34.004	222.2		
							5	2:15.857	39.391	38.076	25.159	33.231	223.6		
							6	2:15.826	39.356	37.866	25.342	33.262	224.5		
							7	2:15.405	39.090	37.766	25.350	33.199	224.5		
20	JAKKREEPHAT PHUETTISAN						THA	20	JAKKREEPHAT PHUETTISAN						THA
	Honda Racing Thailand						HONDA		Honda Racing Thailand						HONDA
1	2:48.426	1:06.434	40.520	27.325	34.147	229.3	1	2:48.426	1:06.434	40.520	27.325	34.147	229.3		
2	2:19.708	40.678	38.933	26.278	33.819	229.3	2	2:19.708	40.678	38.933	26.278	33.819	229.3		



JuniorGP

FIM JuniorGP 2024 - MOTORLAND ARAGON

Qualifying 1

Sector Analysis

— Invalidated Lap ■ Personal Best ■ Session Best B Crossing the pit lane

Lap	Time	Sector 1	Sector 2	Sector 3	Sector 4	T.Sp	Lap	Time	Sector 1	Sector 2	Sector 3	Sector 4	T.Sp
3	2:18.138	39.769	38.813	25.929	33.627	228.3							
4	2:17.739	40.110	38.447	25.731	33.451	229.8							
5	2:21.189	38.979	42.652	26.108	33.450	230.3							
6	2:16.077	39.088	38.038	25.481	33.470	228.8							
7	2:16.950	38.929	39.107	25.528	33.386	226.4							
56 AMON ODAKI JPN													
Asia Talent Team HONDA													
1	2:43.718	1:02.443	39.864	26.927	34.484	226.4							
2	2:18.694	40.246	38.527	25.870	34.051	224.1							
3	2:18.006	39.678	38.749	25.666	33.913	221.8							
4	2:17.144	39.505	38.354	25.633	33.652	226.4							
5	2:16.233	39.168	37.922	25.255	33.888	225.0							
6	2:19.775	40.383	39.383	26.387	33.622	222.2							
7	2:16.273	39.024	38.355	25.604	33.290	226.4							
34 CESARE TIEZZI ITA													
EAGLE-1 KTM													
1	2:51.092	1:07.339	42.081	27.115	34.557	225.0							
2	2:21.229	41.426	39.277	26.721	33.805	227.4							
3	2:18.659	40.182	38.695	26.195	33.587	226.9							
4	2:17.174	39.530	38.200	25.646	33.798	225.9							
5	2:16.721	39.333	38.192	25.649	33.547	223.1							
6	2:16.956	39.831	38.088	25.581	33.456	225.9							
7	2:18.141	38.956	38.776	26.088	34.321	222.7							
92 LUCAS BROWN GBR													
British Talent Team - MLav Racing HONDA													
1	2:50.012	1:06.478	41.174	27.755	34.605	225.9							
2	2:22.999	41.722	39.795	26.678	34.804	222.2							
3	2:20.372	40.764	39.011	26.066	34.531	220.0							
4	2:19.818	40.707	38.898	26.073	34.140	220.0							
5	2:18.472	39.897	38.532	25.919	34.124	218.2							
6	2:17.660	39.988	38.150	25.742	33.780	219.5							
7	2:17.001	39.475	38.220	25.652	33.654	219.1							
25 LEONARDO ABRUZZO ITA													
MTA JUNIOR TEAM KTM													
1	2:50.045	1:07.587	40.609	27.458	34.391	225.0							
2	2:19.004	40.385	38.719	26.135	33.765	223.1							
3	2:18.269	39.956	38.421	26.139	33.753	222.2							
4	2:17.940	40.082	38.369	25.862	33.627	220.4							
5	2:17.038	39.455	38.232	25.874	33.477	220.9							
6	2:21.630	44.084	38.118	25.846	33.582	220.9							
7	2:17.205	39.345	38.398	25.691	33.771	219.5							
18 EDOARDO BERTOLA ITA													
EAGLE-1 KTM													
1	2:43.467	1:02.330	39.160	27.435	34.542	219.1							
2	2:20.603	41.243	38.769	26.373	34.218	218.2							
3	2:18.287	39.807	38.462	26.078	33.940	218.2							
4	2:33.926	53.740	40.358	26.050	33.778	219.5							
5	2:17.794	39.990	38.330	25.984	33.490	220.9							
6	2:19.483	40.561	38.118	26.171	34.633	210.5							
7	2:15.608	39.046	37.621	25.601	33.340	220.0							
91 KOTARO UCHIUMI JPN													
MTA JUNIOR TEAM KTM													
1	2:52.954	1:09.568	41.386	27.612	34.388	224.1							
2	2:20.711	41.107	39.052	26.412	34.140	225.5							
3	2:20.287	40.886	38.940	26.407	34.054	221.8							
4	2:19.306	40.535	38.680	26.232	33.859	224.1							
5	2:20.407	40.558	39.446	26.540	33.863	220.0							
6	2:17.833	40.059	38.259	25.954	33.561	220.9							
7	2:17.455	40.037	38.175	25.790	33.453	220.4							
2 LORIS SCHÖNROCK DEU													
F. Koch Rennsport KTM													
1	2:43.459	1:01.227	39.852	27.657	34.723	216.9							
2	2:21.269	41.649	38.996	26.925	33.699	221.8							
3	2:19.754	40.293	38.895	26.727	33.839	220.4							
4	2:17.894	40.044	38.460	26.073	33.317	221.3							
5	2:44.220	39.616	1:03.513	26.979	34.112	218.2							
6	2:19.316	39.833	39.055	26.357	34.071	217.3							
7	2:18.811	39.737	39.268	26.095	33.711	216.9							

