

ETC
FIM JuniorGP 2024 - MOTORLAND ARAGON
Qualifying 1 - GR.B

Classification

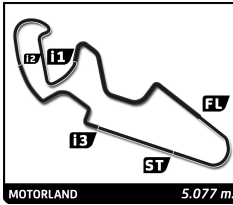
No	Rider	Nat	Team	Bike	Tires	Cl.	Time	Lap Total	Gap	Kph
1	22 JESÚS TORRES	ESP	Team Estrella Galicia 0,0	HONDA	Pirelli		2:17.213	7 7	-	133.2
2	88 NIKOLA MIROSLAVOV	BUL	ilusion racing	HONDA	Pirelli		2:17.925	7 7	+0.712	132.5
3	28 ALEJANDRA FERNÁNDEZ	ESP	AC RACING TEAM	HONDA	Pirelli		2:18.269	7 7	+1.056	132.2
4	37 MARIANOS NIKOLIS	AUS	Team Estrella Galicia 0,0	HONDA	Pirelli		2:18.295	7 7	+1.082	132.2
5	53 KIYANO VEIJER	NLD	Ernst Dubbink Eveno racing	HONDA	Pirelli		2:18.366	7 7	+1.153	132.1
6	99 RÉMY SANJUAN	FRA	MécaProjets Team ADO	HONDA	Pirelli		2:18.574	6 7	+1.361	131.9
7	34 SEIRYU IKEGAMI	JPN	PREICANOS RACING TEAM	HONDA	Pirelli		2:18.869	5 5	+1.656	131.6
8	9 ELLIOT KASSIGIAN	FRA	Team Larresport	HONDA	Pirelli		2:19.406	6 7	+2.193	131.1
9	43 AMANUEL BRINTON	GBR	British Talent Team - MLav Racing	HONDA	Pirelli		2:20.137	7 7	+2.924	130.4
10	4 GABRIEL TESINI	ITA	AC RACING TEAM	HONDA	Pirelli		2:21.112	5 6	+3.899	129.5
11	41 YVONNE CERPA	ESP	ilusion racing	HONDA	Pirelli		2:21.357	6 7	+4.144	129.3
12	76 CARLA MULOT	FRA	JEG Racing	HONDA	Pirelli		2:21.793	5 6	+4.580	128.9

Fastest Lap:	Lap 7	JESÚS TORRES	2:17.213	133.2 Kph
---------------------	-------	--------------	----------	-----------

Published at:

Track Status: **WET**

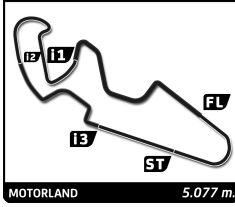
<p>Clerk of the Course: Jose Luis Omella</p>	<p>Timekeeper: Alberto Estébanez</p> 
---	---



ETC
FIM JuniorGP 2024 - MOTORLAND ARAGON
Qualifying 1 - GR.B

Best Top Speed

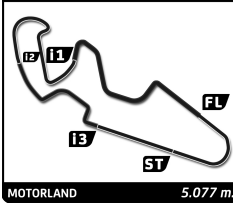
No Rider	Team	Class	Top 1		Top 2		Top 3		Top 4		Top 5		
			Kph	Lap	Kph	Lap	Kph	Lap	Kph	Lap	Kph	Lap	Avg
4	GABRIEL TESINI	AC RACING TEAM	212.2	4	211.8	2	210.5	3	209.3	6	204.9	5	209,7
34	SEIRYU IKEGAMI	PREICANOS RACING TEAM	211.8	5	209.3	4	208.5	2	205.7	3	204.9	1	208,0
37	MARIANOS NIKOLIS	Team Estrella Galicia 0,0	210.9	2	209.3	3	208.9	5	208.5	4	208.1	7	209,1
88	NIKOLA MIROSLAVOV	ilusion racing	210.5	1	208.1	2	207.7	4	207.3	3	207.3	6	208,2
41	YVONNE CERPA	ilusion racing	209.7	5	208.1	4	205.7	3	205.7	6	203.8	2	206,6
99	RÉMY SANJUAN	MécaProjets Team ADO	208.9	2	208.9	5	208.5	3	208.1	6	205.7	4	208,0
43	AMANUEL BRINTON	British Talent Team - MLav Racing	208.5	3	207.3	4	205.7	7	204.5	2	204.5	6	206,1
22	JESÚS TORRES	Team Estrella Galicia 0,0	208.1	3	206.9	7	205.3	2	205.3	4	205.3	5	206,2
28	ALEJANDRA FERNÁNDEZ	AC RACING TEAM	206.9	3	206.9	4	206.9	5	206.9	6	205.7	2	206,7
9	ELLIOT KASSIGIAN	Team Larresport	205.7	4	203.8	5	203.8	6	202.6	2	202.6	3	203,7
53	KIYANO VEIJER	Ernst Dubbink Eveno racing	203.4	5	203.0	2	202.6	4	202.2	3	202.2	6	202,7
76	CARLA MULOT	JEG Racing	202.2	4	201.5	2	201.5	5	201.1	3	200.4	1	201,3

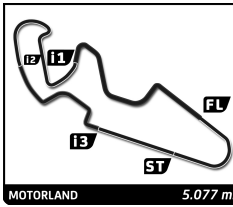


ETC
FIM JuniorGP 2024 - MOTORLAND ARAGON
Qualifying 1 - GR.B

Best Sector Times

Pos	Sector 1		Sector 2		Sector 3		Sector 4		Pos	No	Ideal Lap	Best Lap	
	No Rider	Time	No Rider	Time	No Rider	Time	No Rider	Time					
1	28 A.FERNÁNDEZ	39.185	22 J.TORRES	38.054	53 K.VEIJER	25.329	22 J.TORRES	34.233	1	22	2:16.901	2:17.213	(1)
2	88 N.MIROSLAVOV	39.243	53 K.VEIJER	38.306	22 J.TORRES	25.337	37 M.NIKOLIS	34.484	2	88	2:17.925	2:17.925	(2)
3	22 J.TORRES	39.277	28 A.FERNÁNDEZ	38.383	88 N.MIROSLAVOV	25.510	99 R.SANJUAN	34.614	3	28	2:18.173	2:18.269	(3)
4	99 R.SANJUAN	39.301	88 N.MIROSLAVOV	38.478	28 A.FERNÁNDEZ	25.625	4 G.TESINI	34.634	4	99	2:18.231	2:18.574	(6)
5	34 S.IKEGAMI	39.487	37 M.NIKOLIS	38.482	37 M.NIKOLIS	25.632	88 N.MIROSLAVOV	34.694	5	37	2:18.251	2:18.295	(4)
6	53 K.VEIJER	39.492	99 R.SANJUAN	38.645	43 A.BRINTON	25.652	34 S.IKEGAMI	34.701	6	53	2:18.366	2:18.366	(5)
7	9 E.KASSIGIAN	39.605	34 S.IKEGAMI	38.679	99 R.SANJUAN	25.671	41 Y.CERPA	34.779	7	34	2:18.869	2:18.869	(7)
8	37 M.NIKOLIS	39.653	9 E.KASSIGIAN	38.793	9 E.KASSIGIAN	25.814	28 A.FERNÁNDEZ	34.980	8	9	2:19.321	2:19.406	(8)
9	43 A.BRINTON	40.312	43 A.BRINTON	38.918	34 S.IKEGAMI	26.002	9 E.KASSIGIAN	35.109	9	43	2:20.056	2:20.137	(9)
10	76 C.MULOT	40.337	41 Y.CERPA	38.982	4 G.TESINI	26.134	43 A.BRINTON	35.174	10	4	2:20.227	2:21.112	(10)
11	4 G.TESINI	40.377	4 G.TESINI	39.082	76 C.MULOT	26.298	53 K.VEIJER	35.239	11	41	2:20.956	2:21.357	(11)
12	41 Y.CERPA	40.745	76 C.MULOT	39.154	41 Y.CERPA	26.450	76 C.MULOT	35.941	12	76	2:21.730	2:21.793	(12)

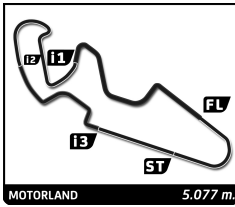




ETC FIM JuniorGP 2024 - MOTORLAND ARAGON Qualifying 1 - GR.B Sector Analysis

— Invalidated Lap ■ Personal Best ■ Session Best B Crossing the pit lane

Lap	Time	Sector 1	Sector 2	Sector 3	Sector 4	T.Sp	Lap	Time	Sector 1	Sector 2	Sector 3	Sector 4	T.Sp	
22	JESÚS TORRES ESP							5	2:18.899	39.668	38.645	25.972	34.614	208.9
	Team Estrella Galicia 0,0 HONDA							6	2:18.574	39.482	38.682	25.671	34.739	208.1
								7	2:26.272	39.301	41.583	28.503	36.885	194.9
1	2:40.398	48.341	46.095	29.108	36.854	191.8								
2	2:20.665	40.739	38.946	26.302	34.678	205.3								
3	2:25.043	40.578	39.186	26.500	38.779	208.1								
4	2:21.143	40.967	39.160	26.307	34.709	205.3								
5	2:18.447	39.637	38.297	26.280	34.233	205.3								
6	2:18.950	39.450	38.632	26.280	34.588	204.5								
7	2:17.213	39.277	38.054	25.337	34.545	206.9								
88	NIKOLA MIROSLAVOV BUL													
	ilusion racing HONDA													
1	2:30.834	44.612	41.609	27.585	37.028	210.5								
2	2:25.451	42.186	40.638	26.722	35.905	208.1								
3	2:22.421	40.732	39.761	26.363	35.565	207.3								
4	2:21.359	40.544	39.563	25.894	35.358	207.7								
5	2:20.685	40.092	39.514	25.990	35.089	206.5								
6	2:18.833	39.606	38.838	25.563	34.826	207.3								
7	2:17.925	39.243	38.478	25.510	34.694	206.9								
28	ALEJANDRA FERNÁNDEZ ESP													
	AC RACING TEAM HONDA													
1	2:59.483	1:16.291	40.496	26.808	35.888	203.4								
2	2:21.657	40.823	39.208	26.212	35.414	205.7								
3	2:20.015	40.145	38.771	26.062	35.037	206.9								
4	2:19.841	39.975	38.652	25.951	35.263	206.9								
5	2:18.951	39.673	38.471	25.827	34.980	206.9								
6	2:18.604	39.404	38.383	25.781	35.036	206.9								
7	2:18.269	39.185	38.450	25.625	35.009	204.9								
37	MARIANOS NIKOLIS AUS													
	Team Estrella Galicia 0,0 HONDA													
1	2:35.677	48.951	42.384	28.592	35.750	202.2								
2	2:24.403	42.154	39.652	26.810	35.787	210.9								
3	2:23.181	41.475	39.578	26.984	35.144	209.3								
4	2:21.433	40.663	39.208	26.339	35.223	208.5								
5	2:20.465	40.364	39.069	26.192	34.840	208.9								
6	2:19.373	39.653	38.798	26.066	34.856	206.5								
7	2:18.295	39.697	38.482	25.632	34.484	208.1								
53	KIYANO VEIJER NLD													
	Ernst Dubbink Eveno racing HONDA													
1	2:31.140	42.948	42.278	27.881	38.033	201.9								
2	2:26.352	43.166	40.112	26.647	36.427	203.0								
3	2:23.196	41.540	39.686	26.121	35.849	202.2								
4	2:20.958	40.560	39.046	25.799	35.553	202.6								
5	2:19.972	40.242	38.844	25.524	35.362	203.4								
6	2:19.210	39.903	38.521	25.493	35.293	202.2								
7	2:18.366	39.492	38.306	25.329	35.239	201.5								
99	RÉMY SANJUAN FRA													
	MécaProjets Team ADO HONDA													
1	2:43.522	57.707	41.644	28.002	36.169	204.2								
2	2:22.522	40.931	39.804	26.376	35.411	208.9								
3	2:20.270	40.068	39.185	26.087	34.930	208.5								
4	2:21.317	40.376	39.378	26.228	35.335	205.7								
34	SEIRYU Ikegami JPN													
	PREICANOS RACING TEAM HONDA													
1	2:38.430	49.196	42.642	30.602	35.990	204.9								
2	2:22.514	40.872	39.651	26.783	35.208	208.5								
3	2:25.857	40.079	39.485	30.504	35.789	205.7								
4	2:21.479	40.541	39.156	26.638	35.144	209.3								
5	2:18.869	39.487	38.679	26.002	34.701	211.8								
9	ELLIOT KASSIGIAN FRA													
	Team Larresport HONDA													
1	2:53.302	1:05.812	42.696	28.026	36.768	201.5								
2	2:24.809	41.649	40.147	26.813	36.200	202.6								
3	2:22.861	40.938	39.835	26.333	35.755	202.6								
4	2:21.231	40.517	39.284	26.050	35.380	205.7								
5	2:20.799	40.175	39.184	26.188	35.252	203.8								
6	2:19.406	39.605	38.793	25.862	35.146	203.8								
7	2:19.693	39.812	38.958	25.814	35.109	201.5								
43	AMANUEL BRINTON GBR													
	British Talent Team - MLav Racing HONDA													
1	2:30.988	39.414	43.412	28.829	39.333	199.3								
2	2:29.143	43.425	41.084	28.153	36.481	204.5								
3	2:24.779	41.849	39.877	27.193	35.860	208.5								
4	2:23.825	41.309	39.917	26.726	35.873	207.3								
5	2:21.655	40.375	39.379	26.146	35.755	201.9								
6	2:21.261	40.312	39.504	26.069	35.376	204.5								
7	2:20.137	40.393	38.918	25.652	35.174	205.7								
4	GABRIEL TESINI ITA													
	AC RACING TEAM HONDA													
1	2:38.919	49.450	42.610	30.562	36.297	203.0								
2	2:21.990	40.966	39.333	26.800	34.891	211.8								
3	2:22.777	41.187	39.725	27.047	34.818	210.5								
4	2:21.233	40.455	39.430	26.714	34.634	212.2								
5	2:21.112	40.462	39.458	26.492	34.700	204.9								
6	2:22.198	40.377	39.082	26.134	36.605	209.3								
41	YVONNE CERPA ESP													
	ilusion racing HONDA													
1	2:32.690	46.946	40.673	27.784	37.287	200.4								
2	2:26.310	42.423	40.508	27.669	35.710	203.8								
3	2:23.522	41.557	39.596	26.950	35.419	205.7								
4	2:22.374	41.187	39.325	26.726	35.136	208.1								
5	2:21.542	40.864	39.402	26.497	34.779	209.7								
6	2:21.357	40.745	38.982	26.450	35.180	205.7								
7	2:23.907	41.122	40.021	26.972	35.792	203.8								
76	CARLA MULOT FRA													
	JEG Racing HONDA													
1	3:02.891	1:16.416	41.508	27.810	37.157	200.4								
2	2:23.927	41.372	39.836	26.600	36.119	201.5								
3	2:24.894	41.529	40.081	26.999	36.285	201.1								
4	2:23.186	40.912	39.678	26.655	35.941	202.2								

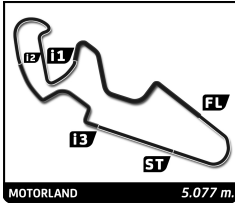


ETC
FIM JuniorGP 2024 - MOTORLAND ARAGON
Qualifying 1 - GR.B

Sector Analysis

— Invalidated Lap ■ Personal Best ■ Session Best B Crossing the pit lane

Lap	Time	Sector 1	Sector 2	Sector 3	Sector 4	T.Sp	Lap	Time	Sector 1	Sector 2	Sector 3	Sector 4	T.Sp
5	2:21.793	40.337	39.154	26.298	36.004	201.5							
6	2:25.902	40.787	41.172	27.065	36.878	200.0							



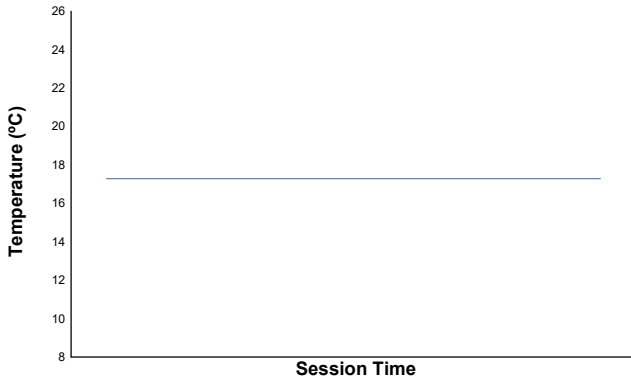
FIM JuniorGP 2024 - MOTORLAND ARAGON

ETC

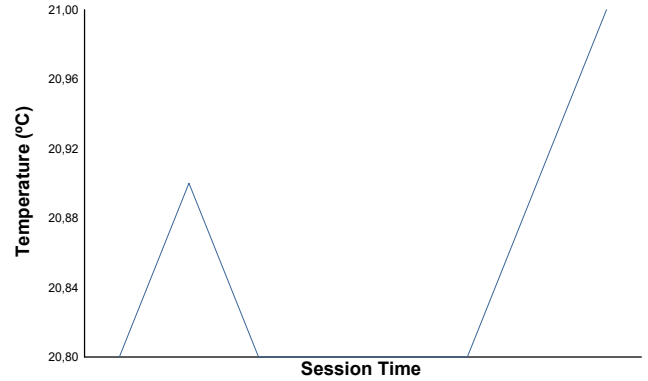
Qualifying 1 - GR.B

Weather Report

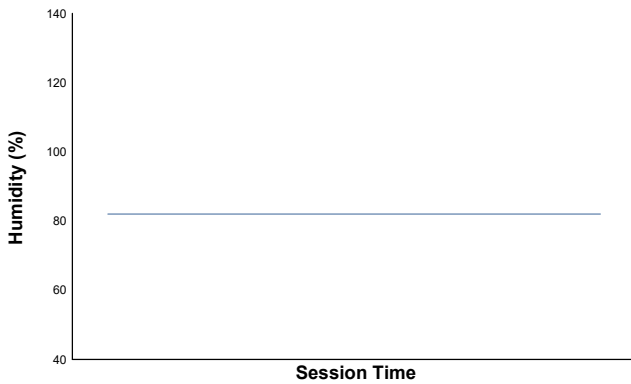
Air Temperature



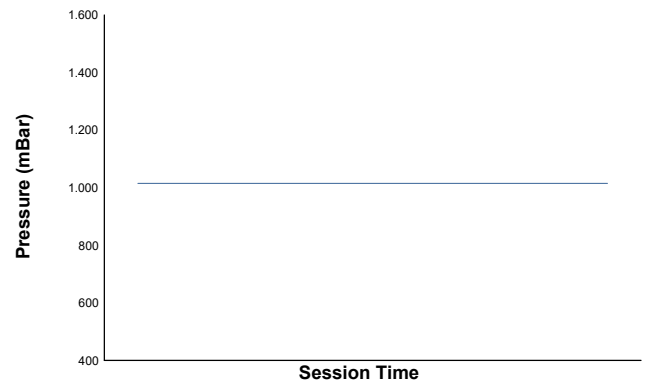
Track Temperature



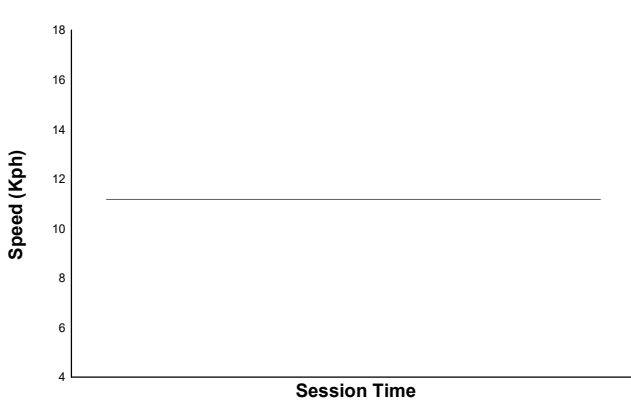
Humidity



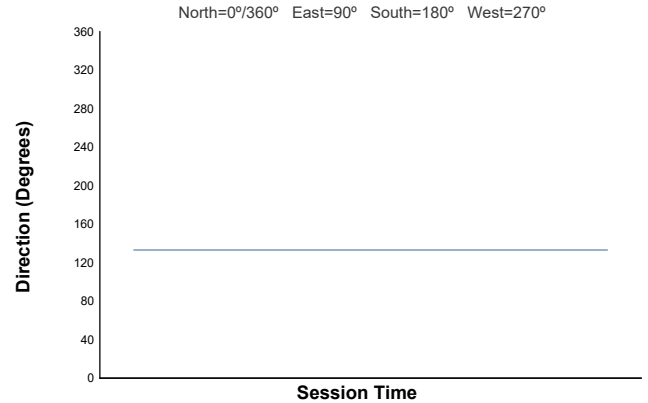
Pressure



Wind Speed



Wind Direction



Track Status: **WET**