

**ETC**  
FIM JuniorGP 2024 - MOTORLAND ARAGON  
Practice - GR.B

**Classification**

No	Rider	Nat	Team	Bike	Tires	Cl.	Time	Lap Total	Gap	Kph
1	90 LUCA AGOSTINELLI	VNM	TEAM ECHOVIT PASINI RACING	HONDA	Pirelli		2:14.885	17 17	-	135.5
2	70 KRISTIAN DANIEL JR	USA	AGR TEAM	HONDA	Pirelli		2:16.139	16 17	+1.254	134.3
3	69 FERNANDO BUJOSA	ESP	Team Estrella Galicia 0,0	HONDA	Pirelli		2:16.213	10 14	+1.328	134.2
4	73 VALENTÍN PERRONE	ARG	Frando Racing VHC Team	HONDA	Pirelli		2:16.675	15 15	+1.790	133.7
5	97 MARCO MORELLI	ARG	MLav Racing	HONDA	Pirelli		2:16.692	9 15	+1.807	133.7
6	20 FYNN KRATOCHWIL	DEU	LIGUI MOLY HUSQVARNA INTACT GP JUNIOR TEAM	HONDA	Pirelli		2:16.960	17 17	+2.075	133.4
7	72 DAVID DA COSTA	FRA	BRS - Brechon Racing School	HONDA	Pirelli		2:17.024	10 10	+2.139	133.4
8	81 MATTEO GABARRINI	ITA	TEAM ECHOVIT PASINI RACING	HONDA	Pirelli		2:17.190	15 15	+2.305	133.2
9	30 MATTHIAS ROSTAGNI	FRA	BRS - Brechon Racing School	HONDA	Pirelli		2:18.082	5 7	+3.197	132.4
10	6 BENJAMIN CAILLET	FRA	JEG TAKE OFF GP	HONDA	Pirelli		2:18.250	16 16	+3.365	132.2
11	28 ALEJANDRA FERNÁNDEZ	ESP	AC RACING TEAM	HONDA	Pirelli		2:19.122	17 17	+4.237	131.4
12	37 MARIANOS NIKOLIS	AUS	Team Estrella Galicia 0,0	HONDA	Pirelli		2:19.208	14 14	+4.323	131.3
13	22 JESÚS TORRES	ESP	Team Estrella Galicia 0,0	HONDA	Pirelli		2:19.356	10 12	+4.471	131.2
14	4 GABRIEL TESINI	ITA	AC RACING TEAM	HONDA	Pirelli		2:19.564	17 17	+4.679	131.0
15	34 SEIRYU IKEGAMI	JPN	PREICANOS RACING TEAM	HONDA	Pirelli		2:19.600	13 17	+4.715	130.9
16	53 KIYANO VEIJER	NLD	Ernst Dubbink Eveno racing	HONDA	Pirelli		2:20.075	14 15	+5.190	130.5
17	43 AMANUEL BRINTON	GBR	British Talent Team - MLav Racing	HONDA	Pirelli		2:20.177	6 8	+5.292	130.4
18	99 RÉMY SANJUAN	FRA	MécaProjets Team ADO	HONDA	Pirelli		2:20.228	16 16	+5.343	130.3
19	9 ELLIOT KASSIGIAN	FRA	Team Larresport	HONDA	Pirelli		2:20.342	17 17	+5.457	130.2
20	41 YVONNE CERPA	ESP	ilusion racing	HONDA	Pirelli		2:20.521	15 15	+5.636	130.1
21	88 NIKOLA MIROSLAVOV	BUL	ilusion racing	HONDA	Pirelli		2:20.751	16 16	+5.866	129.9
22	76 CARLA MULOT	FRA	JEG Racing	HONDA	Pirelli		2:21.908	16 16	+7.023	128.8

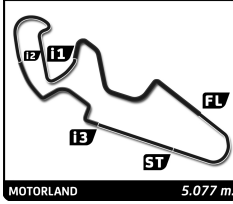
**Fastest Lap:** Lap 17 | LUCA AGOSTINELLI | 2:14.885 | 135.5 Kph

Track Status: **WET**

Published at: .....

**Clerk of the Course:**  
Jose Luis Omella

**Timekeeper:**  
Alberto Estébanez



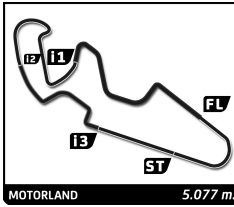
## ETC

### FIM JuniorGP 2024 - MOTORLAND ARAGON

#### Practice - GR.B

#### Best Top Speed

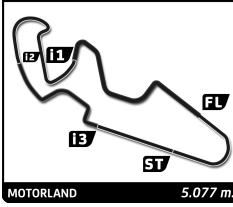
No Rider	Team	Class	Top 1		Top 2		Top 3		Top 4		Top 5		
			Kph	Lap	Kph	Lap	Kph	Lap	Kph	Lap	Kph	Lap	Avg
81	MATTEO GABARRINI	TEAM ECHOVIT PASINI RACING	216.0	12	215.6	13	213.4	11	213.0	14	211.4	8	213,9
20	FYNN KRATOCHWIL	LIQUI MOLY HUSQVARNA INTACT GP JUNIOR TEAM	214.3	13	213.4	17	213.4	15	213.4	14	212.2	2	213,3
99	RÉMY SANJUAN	MécaProjets Team ADO	213.9	4	209.3	14	206.9	13	206.9	12	206.5	16	208,7
28	ALEJANDRA FERNÁNDEZ	AC RACING TEAM	210.5	4	209.7	11	204.9	2	204.2	10	204.2	5	206,7
73	VALENTÍN PERRONE	Frando Racing VHC Team	210.5	5	206.9	15	206.5	9	206.1	14	206.1	12	207,2
97	MARCO MORELLI	MLav Racing	210.5	10	208.9	8	208.5	9	208.1	12	207.7	13	208,7
4	GABRIEL TESINI	AC RACING TEAM	210.1	12	209.7	17	209.3	15	209.3	14	208.9	16	209,5
90	LÚCA AGOSTINELLI	TEAM ECHOVIT PASINI RACING	209.7	4	209.3	7	208.9	17	208.9	16	208.9	15	209,1
88	NIKOLA MIROSLAVOV	ilusion racing	208.9	14	208.5	15	208.1	16	206.9	13	206.9	12	207,9
41	YVONNE CERPA	ilusion racing	208.5	12	208.1	15	206.9	6	206.1	11	206.1	10	207,1
22	JESÚS TORRES	Team Estrella Galicia 0,0	207.7	8	207.3	6	206.5	7	205.7	9	204.5	10	206,3
34	SEIRYU IKEGAMI	PREICANOS RACING TEAM	207.7	3	203.4	16	203.4	13	203.4	2	202.6	17	204,1
37	MARIANOS NIKOLIS	Team Estrella Galicia 0,0	207.7	14	206.9	9	206.5	13	205.3	7	205.3	6	206,3
9	ELLIOT KASSIGIAN	Team Larresport	205.7	9	205.3	15	204.9	11	204.2	14	203.4	17	204,7
70	KRISTIAN DANIEL JR	AGR TEAM	205.7	2	204.9	16	203.4	5	203.0	13	203.0	6	204,0
6	BENJAMIN CAILLET	JEG TAKE OFF GP	204.9	16	204.9	15	204.9	14	204.9	9	204.2	12	204,8
72	DAVID DA COSTA	BRS - Brechon Racing School	204.5	3	204.2	8	203.8	2	203.4	10	203.0	5	203,8
30	MATTHIAS ROSTAGNI	BRS - Brechon Racing School	203.8	5	201.1	3	200.0	4	200.0	6	200.0	7	201,0
53	KIYANO VEIJER	Ernst Dubbink Eveno racing	203.8	11	203.0	14	202.2	15	202.2	13	200.4	12	202,3
76	CARLA MULOT	JEG Racing	203.4	4	202.6	2	200.4	5	200.0	12	200.0	8	201,3
69	FERNANDO BUJOSA	Team Estrella Galicia 0,0	202.6	12	200.4	5	200.0	14	199.6	9	199.6	4	200,4
43	AMANUEL BRINTON	British Talent Team - MLav Racing	200.7	2	200.4	5	200.4	7	200.0	3	200.0	8	200,3

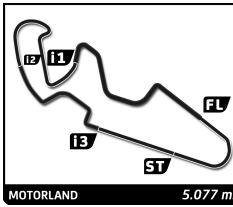


ETC  
FIM JuniorGP 2024 - MOTORLAND ARAGON  
Practice - GR.B

Best Sector Times

Sector 1			Sector 2			Sector 3			Sector 4			Pos	No	Ideal Lap	Best Lap	
Pos	No	Rider	Time	No	Rider	Time	No	Rider	Time	No	Rider					Time
1	90	L.AGOSTINELLI	38.485	70	K.DANIEL JR	37.640	90	L.AGOSTINELLI	25.033	90	L.AGOSTINELLI	33.705	1	90	2:14.885	2:14.885 (1)
2	69	F.BUJOSA	38.728	90	L.AGOSTINELLI	37.662	69	F.BUJOSA	25.122	81	M.GABARRINI	33.903	2	70	2:15.986	2:16.139 (2)
3	72	D.DA COSTA	38.864	69	F.BUJOSA	37.861	97	M.MORELLI	25.225	97	M.MORELLI	34.131	3	69	2:16.070	2:16.213 (3)
4	70	K.DANIEL JR	38.866	81	M.GABARRINI	37.957	70	K.DANIEL JR	25.229	73	V.PERRONE	34.171	4	97	2:16.428	2:16.692 (5)
5	97	M.MORELLI	38.919	20	F.KRATOCHWIL	37.960	72	D.DA COSTA	25.344	20	F.KRATOCHWIL	34.210	5	72	2:16.661	2:17.024 (7)
6	73	V.PERRONE	38.959	72	D.DA COSTA	38.103	73	V.PERRONE	25.372	70	K.DANIEL JR	34.251	6	73	2:16.675	2:16.675 (4)
7	30	M.ROSTAGNI	38.970	97	M.MORELLI	38.153	20	F.KRATOCHWIL	25.669	72	D.DA COSTA	34.350	7	81	2:16.941	2:17.190 (8)
8	20	F.KRATOCHWIL	39.121	73	V.PERRONE	38.173	81	M.GABARRINI	25.727	69	F.BUJOSA	34.359	8	20	2:16.960	2:16.960 (6)
9	6	B.CAILLET	39.220	30	M.ROSTAGNI	38.190	6	B.CAILLET	25.728	4	G.TESINI	34.403	9	6	2:17.971	2:18.250 (10)
10	81	M.GABARRINI	39.354	6	B.CAILLET	38.253	28	A.FERNÁNDEZ	25.792	37	M.NIKOLIS	34.418	10	30	2:18.082	2:18.082 (9)
11	34	S.IKEGAMI	39.356	28	A.FERNÁNDEZ	38.570	43	A.BRINTON	25.881	22	J.TORRES	34.603	11	34	2:19.053	2:19.600 (15)
12	37	M.NIKOLIS	39.858	34	S.IKEGAMI	38.775	22	J.TORRES	25.998	41	Y.CERPA	34.702	12	28	2:19.122	2:19.122 (11)
13	22	J.TORRES	39.859	37	M.NIKOLIS	38.776	34	S.IKEGAMI	26.006	6	B.CAILLET	34.770	13	37	2:19.208	2:19.208 (12)
14	4	G.TESINI	39.876	53	K.VEIJER	38.788	53	K.VEIJER	26.029	30	M.ROSTAGNI	34.791	14	22	2:19.315	2:19.356 (13)
15	9	E.KASSIGIAN	39.899	22	J.TORRES	38.855	99	R.SANJUAN	26.062	28	A.FERNÁNDEZ	34.841	15	4	2:19.514	2:19.564 (14)
16	28	A.FERNÁNDEZ	39.919	41	Y.CERPA	38.869	9	E.KASSIGIAN	26.084	88	N.MIROSLAVOV	34.914	16	53	2:19.982	2:20.075 (16)
17	53	K.VEIJER	39.979	99	R.SANJUAN	39.012	30	M.ROSTAGNI	26.131	34	S.IKEGAMI	34.916	17	99	2:20.173	2:20.228 (18)
18	99	R.SANJUAN	40.155	43	A.BRINTON	39.018	41	Y.CERPA	26.136	99	R.SANJUAN	34.944	18	43	2:20.177	2:20.177 (17)
19	43	A.BRINTON	40.231	4	G.TESINI	39.029	37	M.NIKOLIS	26.156	43	A.BRINTON	35.047	19	9	2:20.271	2:20.342 (19)
20	88	N.MIROSLAVOV	40.314	9	E.KASSIGIAN	39.130	4	G.TESINI	26.206	9	E.KASSIGIAN	35.158	20	41	2:20.521	2:20.521 (20)
21	76	C.MULOT	40.364	88	N.MIROSLAVOV	39.161	88	N.MIROSLAVOV	26.357	53	K.VEIJER	35.186	21	88	2:20.746	2:20.751 (21)
22	41	Y.CERPA	40.814	76	C.MULOT	39.380	76	C.MULOT	26.461	76	C.MULOT	35.639	22	76	2:21.844	2:21.908 (22)

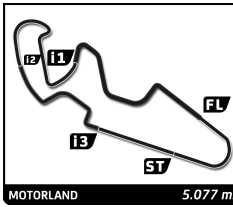




# ETC FIM JuniorGP 2024 - MOTORLAND ARAGON Practice - GR.B Sector Analysis

— Invalidated Lap    ■ Personal Best    ■ Session Best    B Crossing the pit lane

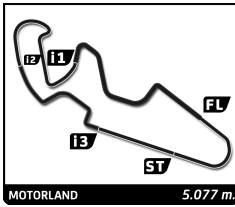
Lap	Time	Sector 1	Sector 2	Sector 3	Sector 4	T.Spd	Lap	Time	Sector 1	Sector 2	Sector 3	Sector 4	T.Spd		
<b>90</b>	<b>LUCA AGOSTINELLI</b>						VNM	<b>73</b>	<b>VALENTÍN PERRONE</b>						ARG
TEAM ECHOVIT PASINI RACING							Frando Racing VHC Team								
HONDA							HONDA								
1	3:20.369	1:27.159	46.659	30.579	35.972	208.1	1	3:27.589	1:39.329	43.201	28.795	36.264	204.5		
2	2:30.859	43.278	43.074	28.930	35.577	208.1	2	2:26.123	41.725	40.882	27.632	35.884	204.5		
3	2:23.731	41.281	40.446	27.162	34.842	207.7	3	2:23.923	41.050	40.005	27.272	35.596	202.6		
4	2:21.546	40.523	39.316	26.718	34.989	209.7	4	2:21.827	40.457	39.491	26.740	35.139	202.2		
5	2:19.682	40.011	39.091	26.166	34.414	208.1	5	2:21.365	40.379	39.472	26.786	34.728	210.5		
6	2:19.929	40.203	39.092	26.165	34.469	208.1	6	2:20.188	39.841	39.145	26.329	34.873	202.6		
7	2:18.987	39.684	39.037	25.790	34.476	209.3	7	2:18.996	39.350	38.707	26.106	34.833	203.4		
8	2:21.726	40.285	40.579	26.387	34.475	208.5	8	2:24.353	39.305	44.660	25.957	34.431	203.8		
9	2:18.346	39.584	38.617	25.691	34.454	208.5	9	2:17.694	39.395	38.371	25.710	34.218	206.5		
10	2:18.468	39.869	38.573	25.749	34.277	207.7	10	2:28.209B	43.310	38.820	26.220	39.859	203.8		
11	2:16.809	39.248	38.056	25.402	34.103	208.9	11	8:03.940	6:21.211	41.046	26.598	35.085	203.0		
12	2:36.206	38.960	54.817	27.941	34.488	208.1	12	2:19.071	39.771	38.709	25.901	34.690	206.1		
13	2:28.192	49.067	38.697	26.082	34.346	208.5	13	2:20.736	39.984	39.028	26.449	35.275	200.0		
14	2:16.689	38.960	38.216	25.524	33.989	208.9	14	2:17.577	39.141	38.628	25.555	34.253	206.1		
15	2:16.358	38.960	38.019	25.565	33.814	208.9	15	2:16.675	38.959	38.173	25.372	34.171	206.9		
16	2:15.518	38.547	37.858	25.235	33.878	208.9									
17	2:14.885	38.485	37.662	25.033	33.705	208.9									
<b>70</b>	<b>KRISTIAN DANIEL JR</b>						USA	<b>97</b>	<b>MARCO MORELLI</b>						ARG
AGR TEAM							MLav Racing								
HONDA							HONDA								
1	3:30.741	1:42.380	43.282	29.064	36.015	202.6	1	4:35.563	2:47.706	43.764	28.008	36.085	204.2		
2	2:24.368	41.398	39.912	27.675	35.383	205.7	2	2:23.996	41.525	40.552	26.480	35.439	203.8		
3	2:25.343	41.777	41.234	26.859	35.473	202.2	3	2:21.586	40.679	39.710	26.165	35.032	203.8		
4	2:21.896	40.682	39.603	26.550	35.061	202.6	4	2:19.552	39.748	39.116	25.753	34.935	204.9		
5	2:20.552	40.422	38.988	26.257	34.885	203.4	5	2:18.659	39.739	38.765	25.480	34.675	204.9		
6	2:19.908	40.174	38.791	26.146	34.797	203.0	6	2:17.751	39.309	38.411	25.673	34.358	206.1		
7	2:19.317	40.057	38.717	25.890	34.653	202.6	7	2:24.866	45.780	38.693	25.740	34.653	206.1		
8	2:18.366	39.667	38.548	25.595	34.556	202.6	8	2:17.641	39.186	38.602	25.232	34.621	208.9		
9	2:21.878	42.468	38.641	25.906	34.863	202.2	9	2:16.692	38.919	38.301	25.225	34.247	208.5		
10	2:19.981	40.237	38.528	26.323	34.893	201.9	10	2:31.247B	44.578	39.022	26.193	41.454	210.5		
11	2:17.344	39.565	37.917	25.333	34.529	202.2	11	7:04.935	5:22.509	41.160	26.416	34.850	206.5		
12	2:16.604	39.107	37.712	25.229	34.556	202.6	12	2:19.383	40.211	39.011	25.608	34.553	208.1		
13	2:18.009	39.237	38.392	25.636	34.744	203.0	13	2:19.051	39.618	39.053	25.809	34.571	207.7		
14	2:22.169	39.187	40.234	27.171	35.577	202.6	14	2:18.009	39.515	38.699	25.390	34.405	206.1		
15	2:32.202	50.680	39.810	26.328	35.384	198.2	15	2:16.785	39.156	38.153	25.345	34.131	207.3		
16	2:16.139	38.866	37.640	25.382	34.251	204.9									
17	2:26.484B	40.538	39.123	26.434	40.389	201.5									
<b>69</b>	<b>FERNANDO BUJOSA</b>						ESP	<b>20</b>	<b>FYNN KRATOCHWIL</b>						DEU
Team Estrella Galicia 0,0							LIQUI MOLY HUSQVARNA INTACT C								
HONDA							HONDA								
1	3:04.288	1:16.588	42.446	29.175	36.079	197.8	1	3:31.051	1:42.608	43.205	29.544	35.694	208.5		
2	2:25.783	42.498	40.455	27.199	35.631	198.5	2	2:24.725	41.485	40.312	27.550	35.378	212.2		
3	2:23.653	41.593	39.857	26.721	35.482	198.5	3	2:27.856	41.905	41.838	28.466	35.647	207.7		
4	2:21.306	40.782	39.081	26.339	35.104	199.6	4	2:23.819	41.253	39.988	27.215	35.363	207.7		
5	2:19.420	40.055	38.648	25.984	34.733	200.4	5	2:23.152	41.074	40.089	26.957	35.032	206.9		
6	2:19.135	40.165	38.452	25.887	34.631	198.5	6	2:22.754	40.858	39.825	26.624	35.447	206.5		
7	2:18.153	39.548	38.219	25.619	34.767	198.2	7	2:22.038	40.552	39.431	26.842	35.213	206.5		
8	2:17.241	39.222	38.013	25.412	34.594	198.5	8	2:21.011	40.247	39.431	26.354	34.979	207.7		
9	2:16.454	39.018	37.861	25.122	34.453	199.6	9	2:21.274	40.597	39.387	26.555	34.735	208.5		
10	2:16.213	38.728	37.982	25.144	34.359	198.9	10	2:20.040	39.888	39.079	26.398	34.675	208.1		
11	2:37.338B	46.119	41.022	27.346	42.851	188.5	11	2:29.703B	41.659	39.300	26.306	42.438	206.1		
12	9:22.591	7:40.835	39.706	26.742	35.308	202.6	12	3:06.410	1:26.669	38.866	26.025	34.850	209.7		
13	2:17.536	39.308	38.113	25.383	34.732	198.9	13	2:20.722	40.088	39.160	26.795	34.679	214.3		
14	2:16.772	38.930	37.978	25.331	34.533	200.0	14	2:19.148	40.176	38.548	26.094	34.330	213.4		
							15	2:19.872	39.954	38.852	26.422	34.644	213.4		
							16	2:19.577	39.994	38.776	26.206	34.601	210.1		
							17	2:16.960	39.121	37.960	25.669	34.210	213.4		



# ETC FIM JuniorGP 2024 - MOTORLAND ARAGON Practice - GR.B Sector Analysis

— Invalidated Lap    ■ Personal Best    ■ Session Best    B Crossing the pit lane

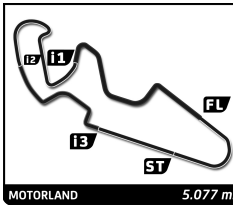
Lap	Time	Sector 1	Sector 2	Sector 3	Sector 4	T.Sp	Lap	Time	Sector 1	Sector 2	Sector 3	Sector 4	T.Sp	
<b>72</b>	<b>DAVID DA COSTA</b>						FRA	14	2:20.332	40.171	38.703	26.507	34.951	204.9
	BRS - Brechon Racing School						HONDA	15	2:19.170	39.804	38.665	25.931	<b>34.770</b>	204.9
								16	<b>2:18.250</b>	<b>39.220</b>	<b>38.253</b>	<b>25.728</b>	35.049	204.9
1	3:38.175	1:46.428	43.900	30.170	37.677	201.5								
2	2:28.539	43.392	41.510	27.719	35.918	203.8								
3	2:24.740	41.703	40.272	27.188	35.577	204.5								
4	2:25.073	41.300	39.983	28.146	35.644	202.2								
5	2:22.773	41.178	39.492	26.953	35.150	203.0								
6	2:19.702	39.912	38.907	25.955	34.928	202.2								
7	2:19.432	40.170	38.830	25.837	34.595	202.2								
8	2:18.547	39.792	38.646	25.666	34.443	204.2								
9	2:25.926	42.048	41.532	27.316	35.030	201.5								
10	<b>2:17.024</b>	39.086	38.244	<b>25.344</b>	<b>34.350</b>	203.4								
<b>81</b>	<b>MATTEO GABARRINI</b>						ITA							
	TEAM ECHOVIT PASINI RACING						HONDA							
1	4:53.037	2:55.416	47.611	30.804	39.206	203.8								
2	2:42.792 B	46.094	44.799	29.137	42.762	205.3								
3	6:11.452	4:23.508	43.105	28.610	36.229	208.5								
4	2:28.670	42.861	41.592	28.100	36.117	207.7								
5	2:26.248	42.655	40.611	27.360	35.622	208.1								
6	2:23.433	41.398	39.877	26.978	35.180	208.9								
7	2:22.231	41.175	39.450	26.684	34.922	210.1								
8	2:21.838	40.575	39.345	27.119	34.799	211.4								
9	2:21.727	40.833	39.082	26.481	35.331	209.3								
10	2:21.614	40.905	39.280	26.457	34.972	209.7								
11	2:21.014	40.512	39.250	26.771	34.481	213.4								
12	2:19.115	40.376	38.416	26.101	34.222	216.0								
13	2:18.932	39.959	38.377	26.408	34.188	215.6								
14	2:17.909	39.835	38.326	25.845	<b>33.903</b>	213.0								
15	<b>2:17.190</b>	<b>39.354</b>	<b>37.957</b>	<b>25.727</b>	34.152	210.9								
<b>30</b>	<b>MATTHIAS ROSTAGNI</b>						FRA							
	BRS - Brechon Racing School						HONDA							
1	4:15.276	2:31.517	40.729	27.324	35.706	198.5								
2	2:21.803	40.565	39.318	26.524	35.396	199.6								
3	2:20.418	39.631	39.532	26.192	35.063	201.1								
4	2:29.281	47.552	39.828	26.681	35.220	200.0								
5	<b>2:18.082</b>	<b>38.970</b>	<b>38.190</b>	<b>26.131</b>	<b>34.791</b>	203.8								
6	2:27.394 B	39.380	39.787	27.244	40.983	200.0								
7	12:50.552	...	39.663	27.270	35.767	200.0								
<b>6</b>	<b>BENJAMIN CAILLET</b>						FRA							
	JEG TAKE OFF GP						HONDA							
1	3:13.970	1:24.084	44.904	28.721	36.261	202.2								
2	2:25.992	41.296	41.077	27.729	35.890	202.2								
3	2:24.507	41.011	40.252	27.525	35.719	203.0								
4	2:23.543	40.564	40.205	27.227	35.547	202.6								
5	2:23.482	40.705	40.116	27.213	35.448	202.2								
6	2:21.778	40.263	39.695	26.774	35.046	202.6								
7	2:21.379	40.051	39.298	26.854	35.176	201.9								
8	2:20.747	39.981	39.119	26.436	35.211	203.0								
9	2:36.294 B	48.801	39.298	26.309	41.886	204.9								
10	4:00.512	2:17.414	40.245	27.314	35.539	203.4								
11	2:21.098	40.182	39.217	26.422	35.277	203.8								
12	2:20.550	40.010	39.140	26.298	35.102	204.2								
13	2:27.349	45.211	39.811	26.610	35.717	203.4								
<b>28</b>	<b>ALEJANDRA FERNÁNDEZ</b>						ESP							
	AC RACING TEAM						HONDA							
1	3:18.428	1:22.125	47.453	30.902	37.948	203.8								
2	2:35.120	44.832	43.386	29.635	37.267	204.9								
3	2:33.022	43.141	42.934	29.150	37.797	201.9								
4	2:31.600	43.195	42.111	29.851	36.443	210.5								
5	2:28.783	42.968	41.401	27.879	36.535	204.2								
6	2:30.119	44.834	40.879	27.986	36.420	202.2								
7	2:27.040	42.401	40.751	27.432	36.456	201.1								
8	2:24.459	41.389	40.120	26.938	36.012	203.0								
9	2:23.304	41.165	39.871	26.749	35.519	203.4								
10	2:22.703	40.737	39.761	26.607	35.598	204.2								
11	2:25.204	42.502	39.922	27.335	35.445	209.7								
12	2:21.456	40.619	39.182	26.205	35.450	202.2								
13	2:22.009	40.774	39.376	26.324	35.535	201.9								
14	2:20.716	40.399	38.875	26.147	35.295	203.0								
15	2:19.738	39.996	38.736	25.902	35.104	203.0								
16	2:20.828	40.744	38.835	26.030	35.219	202.2								
17	<b>2:19.122</b>	<b>39.919</b>	<b>38.570</b>	<b>25.792</b>	<b>34.841</b>	203.4								
<b>37</b>	<b>MARIANOS NIKOLIS</b>						AUS							
	Team Estrella Galicia 0,0						HONDA							
1	3:56.640	2:03.967	44.736	30.518	37.419	198.9								
2	2:34.587	45.472	43.252	29.484	36.379	200.7								
3	2:30.015	43.531	42.103	28.487	35.894	202.6								
4	2:26.959	42.746	40.739	27.788	35.686	203.0								
5	2:26.019	42.148	40.619	27.597	35.655	203.4								
6	2:25.137	42.026	40.562	27.387	35.162	205.3								
7	2:23.799	41.506	39.948	27.247	35.098	205.3								
8	2:24.132	41.467	39.981	27.155	35.529	204.2								
9	2:22.173	40.802	39.646	26.772	34.953	206.9								
10	2:34.716 B	42.154	40.812	27.582	44.168	187.2								
11	9:04.220	7:22.582	39.814	26.790	35.034	203.4								
12	2:21.746	40.803	39.411	26.552	34.980	204.5								
13	2:20.442	40.067	39.406	26.167	34.802	206.5								
14	<b>2:19.208</b>	<b>39.858</b>	<b>38.776</b>	<b>26.156</b>	<b>34.418</b>	207.7								
<b>22</b>	<b>JESÚS TORRES</b>						ESP							
	Team Estrella Galicia 0,0						HONDA							
1	3:49.111	1:54.174	46.436	30.823	37.678	200.4								
2	2:34.852	45.427	43.502	29.087	36.836	202.2								
3	2:29.668	43.441	41.787	28.169	36.271	203.4								
4	2:26.106	42.093	40.853	27.346	35.814	203.8								
5	2:25.059	41.599	40.599	27.383	35.478	204.2								
6	2:22.887	40.789	39.835	26.961	35.302	207.3								
7	2:22.861	41.144	39.603	26.717	35.397	206.5								
8	2:20.934	40.317	39.313	26.439	34.865	207.7								
9	2:19.900	39.939	<b>38.855</b>	26.385	34.721	205.7								
10	<b>2:19.356</b>	<b>39.859</b>	38.896	<b>25.998</b>	<b>34.603</b>	204.5								
11	12:39.527	...	41.346	27.258	35.613	197.1								
12	2:20.958	40.640	39.250	26.193	34.875	198.5								



# ETC FIM JuniorGP 2024 - MOTORLAND ARAGON Practice - GR.B Sector Analysis

— Invalidated Lap    ■ Personal Best    ■ Session Best    B Crossing the pit lane

Lap	Time	Sector 1	Sector 2	Sector 3	Sector 4	T.Sp	Lap	Time	Sector 1	Sector 2	Sector 3	Sector 4	T.Sp	
<b>4</b>	<b>GABRIEL TESINI</b> ITA AC RACING TEAM HONDA							15	2:20.449	40.358	38.876	<b>26.029</b>	<b>35.186</b>	202.2
1	3:14.872	1:23.117	45.937	29.506	36.312	206.5								
2	2:27.987	42.668	41.337	28.294	35.688	206.1								
3	2:26.715	41.904	41.360	28.031	35.420	205.3								
4	2:26.824	41.766	41.222	28.174	35.662	205.3								
5	2:24.825	41.119	40.661	27.689	35.356	206.9								
6	2:23.741	41.252	40.368	27.127	34.994	207.3								
7	2:22.775	40.497	40.017	27.131	35.130	206.1								
8	2:22.486	40.378	40.105	27.086	34.917	206.5								
9	2:22.374	40.465	40.033	27.031	34.845	206.9								
10	2:22.545	40.596	39.916	27.145	34.888	206.1								
11	2:24.251	40.694	40.833	27.057	35.667	205.7								
12	2:23.236	40.680	39.920	27.664	34.972	210.1								
13	2:22.382	40.332	39.905	27.153	34.992	206.9								
14	2:26.245	40.547	43.928	27.171	34.599	209.3								
15	2:21.021	39.975	39.647	26.727	34.672	209.3								
16	2:20.615	40.051	39.719	26.442	<b>34.403</b>	208.9								
17	<b>2:19.564</b>	<b>39.876</b>	<b>39.029</b>	<b>26.206</b>	34.453	209.7								
<b>34</b>	<b>SEIRYU IKEGAMI</b> JPN PREICANOS RACING TEAM HONDA													
1	3:27.965	1:38.297	43.590	29.092	36.986	197.8								
2	2:27.789	42.186	41.351	28.060	36.192	203.4								
3	2:28.564	42.492	41.616	28.374	36.082	207.7								
4	2:26.545	42.036	40.671	27.461	36.377	200.7								
5	2:25.593	41.810	40.394	27.370	36.019	200.7								
6	2:24.556	41.503	40.147	27.207	35.699	201.5								
7	2:23.946	41.405	40.053	27.010	35.478	200.4								
8	2:22.764	40.841	39.544	26.948	35.431	200.7								
9	2:21.573	40.430	39.415	26.610	35.118	201.9								
10	2:20.897	40.239	39.265	26.296	35.097	201.5								
11	2:20.398	39.916	39.047	26.325	35.110	201.9								
12	2:20.315	39.864	39.086	26.221	35.144	201.9								
13	<b>2:19.600</b>	39.559	38.860	<b>26.006</b>	35.175	203.4								
14	2:19.859	39.683	38.903	26.183	35.090	202.2								
15	2:19.752	39.445	38.893	26.355	35.059	202.2								
16	2:19.973	<b>39.356</b>	39.033	26.259	35.325	203.4								
17	2:20.000	40.224	<b>38.775</b>	26.085	<b>34.916</b>	202.6								
<b>43</b>	<b>AMANUEL BRINTON</b> GBR British Talent Team - MLav Racing HONDA													
1	4:35.487	2:43.442	45.651	29.415	36.979	198.9								
2	2:30.625	45.257	41.308	28.023	36.037	200.7								
3	2:27.735	43.456	40.988	27.383	35.908	200.0								
4	2:24.255	41.680	40.035	26.807	35.733	199.6								
5	2:21.993	40.850	39.328	26.391	35.424	200.4								
6	<b>2:20.177</b>	<b>40.231</b>	<b>39.018</b>	<b>25.881</b>	<b>35.047</b>	199.6								
7	2:102.692	...	40.216	26.484	36.943	200.4								
8	2:22.188	41.033	39.429	26.282	35.444	200.0								
<b>99</b>	<b>RÉMY SANJUAN</b> FRA MécaProjets Team ADO HONDA													
1	3:32.364	1:34.110	49.989	30.982	37.283	205.7								
2	2:30.424	43.233	42.015	28.821	36.355	203.4								
3	2:27.710	42.205	41.477	28.030	35.998	203.8								
4	2:27.707	41.874	40.990	28.544	36.299	213.9								
5	2:25.452	42.007	40.517	27.134	35.794	204.9								
6	2:23.519	41.047	40.016	26.962	35.494	204.5								
7	2:23.317	40.968	39.867	26.857	35.625	203.8								
8	2:22.277	40.663	39.918	26.513	35.183	204.9								
9	2:29.166B	40.424	40.618	26.505	41.619	203.4								
10	5:02.581	3:17.539	41.622	27.534	35.886	201.5								
11	2:21.644	40.677	39.473	26.550	<b>34.944</b>	206.5								
12	2:21.396	40.653	39.414	26.220	35.109	206.9								
13	2:21.186	40.438	39.327	26.343	35.078	206.9								
14	2:22.763	40.626	40.067	27.037	35.033	209.3								
15	2:22.084	40.592	39.716	26.511	35.265	206.1								
16	<b>2:20.228</b>	<b>40.155</b>	<b>39.012</b>	<b>26.062</b>	34.999	206.5								
<b>9</b>	<b>ELLIOT KASSIGIAN</b> FRA Team Larresport HONDA													
1	3:33.392	1:40.384	45.237	30.225	37.546	200.4								
2	2:31.590	43.392	42.282	28.914	37.002	197.4								
3	2:27.513	42.125	41.010	28.011	36.367	200.7								
4	2:33.896	47.582	41.283	28.457	36.574	198.5								
5	2:27.153	42.032	41.073	27.770	36.278	200.7								
6	2:27.899	41.555	41.871	28.137	36.336	198.9								
7	2:25.704	41.629	40.715	27.236	36.124	200.0								
8	2:24.343	41.418	40.197	26.842	35.886	200.7								
9	2:24.625	41.183	40.213	27.286	35.943	205.7								
10	2:22.859	40.721	39.684	26.530	35.924	200.0								
11	2:26.212	43.372	40.177	26.720	35.943	204.9								
12	2:22.447	40.691	39.629	26.551	35.576	201.9								
13	2:21.910	40.589	39.520	26.220	35.581	202.2								
14	2:21.110	40.363	39.500	26.089	<b>35.158</b>	204.2								
15	2:22.954	40.752	39.941	26.858	35.403	205.3								
16	2:24.300	43.067	39.491	26.374	35.368	202.6								
17	<b>2:20.342</b>	<b>39.899</b>	<b>39.130</b>	<b>26.084</b>	35.229	203.4								
<b>41</b>	<b>YVONNE CERPA</b> ESP ilusion racing HONDA													
1	3:35.433	1:42.221	44.719	30.889	37.604	204.5								
2	2:33.126	44.907	42.758	28.900	36.561	204.5								
3	2:30.593	43.331	41.947	28.639	36.676	204.9								



# ETC

## FIM JuniorGP 2024 - MOTORLAND ARAGON

### Practice - GR.B

### Sector Analysis

— Invalidated Lap    ■ Personal Best    ■ Session Best    B Crossing the pit lane

Lap	Time	Sector 1	Sector 2	Sector 3	Sector 4	T.Sp	Lap	Time	Sector 1	Sector 2	Sector 3	Sector 4	T.Sp
4	2:31.519	43.240	42.826	28.651	36.802	204.9							
5	2:29.282	42.727	41.514	28.057	36.984	204.9							
6	2:27.644	42.547	41.289	27.863	35.945	206.9							
7	2:25.631	41.840	40.788	27.281	35.722	205.7							
8	2:26.901	42.533	41.131	27.115	36.122	205.7							
9	2:24.557	41.255	40.520	27.188	35.594	205.3							
10	2:31.728B	42.651	40.347	26.910	41.820	206.1							
11	6:02.999	4:19.733	40.352	27.132	35.782	206.1							
12	2:22.627	41.373	39.763	26.536	34.955	208.5							
13	2:23.836	40.942	39.937	26.731	36.226	204.9							
14	2:24.058	41.473	39.954	26.673	35.958	195.3							
15	2:20.521	40.814	38.869	26.136	34.702	208.1							

**88** NIKOLA MIROSLAVOV BUL  
ilusion racing HONDA

1	3:18.243	1:22.898	46.284	30.923	38.138	203.0							
2	2:34.248	44.567	43.447	29.136	37.098	202.2							
3	2:32.546	43.672	42.843	28.798	37.233	206.1							
4	2:32.739	43.827	42.831	29.479	36.602	203.8							
5	2:33.654	43.595	43.357	29.410	37.292	199.3							
6	2:30.730	43.015	42.315	28.676	36.724	202.2							
7	2:28.413	42.433	41.686	28.032	36.262	203.4							
8	2:35.591B	42.390	41.119	27.700	44.382	202.6							
9	4:27.319	2:41.526	42.422	27.707	35.664	206.5							
10	2:26.265	41.857	41.033	27.563	35.812	204.2							
11	2:23.692	41.320	40.188	26.911	35.273	206.5							
12	2:23.503	41.143	40.117	26.761	35.482	206.9							
13	2:23.317	41.370	39.832	26.823	35.292	206.9							
14	2:22.362	40.675	39.507	26.963	35.217	208.9							
15	2:21.885	40.314	39.941	26.618	35.012	208.5							
16	2:20.751	40.319	39.161	26.357	34.914	208.1							

**76** CARLA MULOT FRA  
JEG Racing HONDA

1	3:19.093	1:23.452	46.298	30.914	38.429	199.6							
2	2:34.619	44.361	43.470	29.570	37.218	202.6							
3	2:32.308	43.075	43.030	29.101	37.102	199.3							
4	2:32.571	43.350	42.272	29.727	37.222	203.4							
5	2:28.909	42.904	41.294	28.341	36.370	200.4							
6	2:29.175	42.170	41.330	28.982	36.693	197.1							
7	2:27.758	42.994	40.686	27.635	36.443	196.0							
8	2:25.350	41.414	40.226	27.484	36.226	200.0							
9	2:26.518	41.427	40.669	27.978	36.444	198.5							
10	2:31.720B	41.329	40.300	27.689	42.402	198.9							
11	3:55.299	2:10.140	41.381	27.681	36.097	199.6							
12	2:26.084	41.617	40.730	27.681	36.056	200.0							
13	2:29.215	45.336	39.985	27.547	36.347	199.6							
14	2:23.511	41.111	39.740	27.021	35.639	199.3							
15	2:22.315	40.364	39.584	26.681	35.686	198.9							
16	2:21.908	40.426	39.380	26.461	35.641	198.9							



