

ETC FIM JuniorGP 2024 - MOTORLAND ARAGON Practice - GR.A

Classification

No	Rider	Nat	Team	Bike	Tires	Cl.	Time	Lap Total	Gap	Kph
1	33 ENZO BELLON	FRA	Team Estrella Galicia 0,0	HONDA	Pirelli		2:14.987	15 15	-	135.4
2	26 PAU ALSINA	ESP	Team Estrella Galicia 0,0	HONDA	Pirelli		2:16.084	15 15	+1.097	134.3
3	47 YAROSLAV KARPUSHIN	KGZ	Frando Racing VHC Team	HONDA	Pirelli		2:16.246	14 14	+1.259	134.1
4	55 MIKEY LOU	USA	MIR RACING FINETWORK TEAM	HONDA	Pirelli		2:16.723	17 17	+1.736	133.7
5	27 KERMAN TINEZ	VEN	MIR RACING FINETWORK TEAM	HONDA	Pirelli		2:16.829	11 16	+1.842	133.6
6	11 DAVID GONZÁLEZ	ESP	AC RACING TEAM	HONDA	Pirelli		2:16.965	14 15	+1.978	133.4
7	31 GIULIO PUGLIESE	ITA	CFMOTO Aspar Junior Team	HONDA	Pirelli		2:17.513	14 14	+2.526	132.9
8	7 BEÑAT FERNÁNDEZ	ESP	Frando Racing VHC Team	HONDA	Pirelli		2:17.772	14 14	+2.785	132.7
9	14 EDU GUTIÉRREZ	ESP	CFMOTO Aspar Junior Team	HONDA	Pirelli		2:17.930	10 12	+2.943	132.5
10	36 EVAN BOXBERGER	FRA	JEG TAKE OFF GP	HONDA	Pirelli		2:17.937	15 16	+2.950	132.5
11	25 GONZALO PÉREZ	ESP	Team Larresport	HONDA	Pirelli		2:18.027	16 16	+3.040	132.4
12	71 CARLOS CANO	ESP	SeventyTwo Artbox Racing Team	HONDA	Pirelli		2:18.298	3 4	+3.311	132.2
13	23 IGNACIO GALÁN	ESP	Team Impala Honda	HONDA	Pirelli		2:18.578	12 12	+3.591	131.9
14	78 HENRI MIGNOT	FRA	BRS - Brechon Racing School	HONDA	Pirelli		2:19.925	14 14	+4.938	130.6
15	10 AFONSO ALMEIDA	PRT	AGR TEAM	HONDA	Pirelli		2:19.959	14 16	+4.972	130.6
16	42 JULIUS FRELLSEN	DNK	JEG Racing	HONDA	Pirelli		2:21.231	14 15	+6.244	129.4
17	82 KYLE PAYNE	GBR	ilusion racing	HONDA	Pirelli		2:22.889	14 14	+7.902	127.9
18	29 RANDY TRUCHOT	FRA	MECAPROJETS TEAM ADO	HONDA	Pirelli		2:23.110	10 12	+8.123	127.7
19	18 MATHIAS TAMBURINI	ITA	TEAM ECHOVIT PASINI RACING	HONDA	Pirelli		2:23.682	15 15	+8.695	127.2
20	52 JEREMI WOJCIECHOWSKI	POL	KidzGp by Covacha R.T.	HONDA	Pirelli		2:23.809	13 13	+8.822	127.1

Max. qual. time: 2:24.436

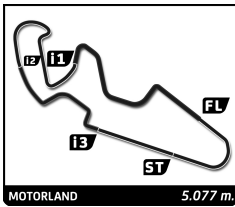
54	GABRIEL PIO	FRA	BRS - Brechon Racing School	HONDA	Pirelli		2:28.934	13 15		122.7
----	-------------	-----	-----------------------------	-------	---------	--	----------	-------	--	-------

Fastest Lap:	Lap 15	ENZO BELLON	2:14.987	135.4 Kph
---------------------	--------	-------------	----------	-----------

Track Status: **WET**

Published at:

<p>Clerk of the Course: Jose Luis Omella</p>	<p>Timekeeper: Alberto Estébanez</p> 
---	---



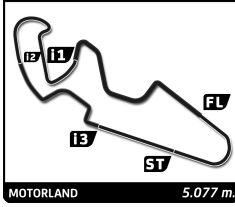
ETC

FIM JuniorGP 2024 - MOTORLAND ARAGON

Practice - GR.A

Best Top Speed

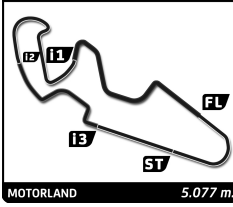
No Rider	Team	Class	Top 1		Top 2		Top 3		Top 4		Top 5		Avg
			Kph	Lap	Kph	Lap	Kph	Lap	Kph	Lap	Kph	Lap	
31	GIULIO PUGLIESE	CFMOTO Aspar Junior Team	211.4	5	210.1	14	208.9	9	208.5	2	208.1	13	209,4
14	EDU GUTIÉRREZ	CFMOTO Aspar Junior Team	210.9	12	208.1	7	207.7	8	206.5	5	206.1	10	207,9
25	GONZALO PÉREZ	Team Larresport	210.5	6	210.1	5	207.7	3	206.9	2	204.5	8	207,9
47	YAROSLAV KARPUSHIN	Frando Racing VHC Team	209.7	5	208.5	14	207.7	13	207.7	7	207.3	8	208,2
71	CARLOS CANO	SeventyTwo Artbox Racing Team	209.3	3	207.7	2	206.5	1	206.1	4			207,4
55	MIKEY LOU	MIR RACING FINETWORK TEAM	208.5	6	208.1	1	206.9	17	206.9	14	206.9	4	207,5
7	BEÑAT FERNÁNDEZ	Frando Racing VHC Team	208.1	9	207.7	5	207.3	14	206.5	8	205.7	6	207,1
11	DAVID GONZÁLEZ	AC RACING TEAM	208.1	15	206.9	14	206.9	13	206.9	4	206.9	2	207,1
23	IGNACIO GALÁN	Team Impala Honda	208.1	8	207.7	12	207.7	5	207.3	11	207.3	4	207,6
36	EVAN BOXBERGER	JEG TAKE OFF GP	207.7	4	205.3	15	204.9	6	204.9	2	204.5	16	205,5
33	ENZO BELLON	Team Estrella Galicia 0,0	207.3	2	205.3	3	204.9	14	204.9	1	204.5	6	205,4
42	JULIUS FRELLSEN	JEG Racing	207.3	8	206.1	14	205.7	1	204.9	7	204.2	15	205,6
54	GABRIEL PIO	BRS - Brechon Racing School	207.3	13	206.9	2	206.5	10	206.1	14	205.7	8	206,5
10	AFONSO ALMEIDA	AGR TEAM	206.9	9	204.2	16	203.8	7	203.4	6	203.0	8	204,3
18	MATHIAS TAMBURINI	TEAM ECHOVIT PASINI RACING	205.3	12	203.4	13	202.6	15	202.2	14	202.2	9	203,1
27	KERMAN TINEZ	MIR RACING FINETWORK TEAM	205.3	16	204.5	10	204.5	6	204.2	11	204.2	8	204,5
52	JEREMI WOJCIECHOWSKI	KidzGp by Covacha R.T.	203.8	13	203.8	7	203.8	6	203.0	8	202.6	4	203,4
78	HENRI MIGNOT	BRS - Brechon Racing School	203.8	6	203.4	9	202.6	13	202.6	12	201.5	3	202,8
26	PAU ALSINA	Team Estrella Galicia 0,0	202.6	13	202.6	6	202.2	15	201.9	12	201.5	11	202,2
29	RANDY TRUCHOT	MECAPROJETS TEAM ADO	201.9	11	201.5	9	200.7	1	200.4	10	200.0	5	200,9
82	KYLE PAYNE	ilusion racing	200.4	7	200.0	10	199.6	6	199.3	9	199.3	8	199,7



ETC
FIM JuniorGP 2024 - MOTORLAND ARAGON
Practice - GR.A

Best Sector Times

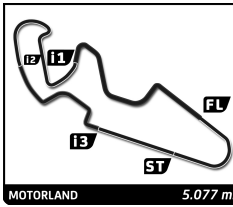
Sector 1			Sector 2			Sector 3			Sector 4			Ideal Lap		Best Lap		
Pos	No	Rider	Time	No	Rider	Time	No	Rider	Time	No	Rider	Time	Pos	No	Time	
1	33	E.BELLON	38.543	33	E.BELLON	37.579	33	E.BELLON	24.916	47	Y.KARPUSHIN	33.535	1	33	2:14.987	(1)
2	11	D.GONZÁLEZ	38.585	26	P.ALSINA	37.905	26	P.ALSINA	25.096	55	M.LOU	33.929	2	47	2:15.908	(3)
3	26	P.ALSINA	38.608	55	M.LOU	38.101	47	Y.KARPUSHIN	25.411	31	G.PUGLIESE	33.943	3	26	2:16.084	(2)
4	47	Y.KARPUSHIN	38.813	47	Y.KARPUSHIN	38.149	27	K.TINEZ	25.451	33	E.BELLON	33.949	4	55	2:16.624	(4)
5	27	K.TINEZ	38.917	36	E.BOXBERGER	38.203	55	M.LOU	25.488	11	D.GONZÁLEZ	34.028	5	11	2:16.670	(6)
6	55	M.LOU	39.106	27	K.TINEZ	38.215	36	E.BOXBERGER	25.589	7	B.FERNÁNDEZ	34.033	6	27	2:16.824	(5)
7	31	G.PUGLIESE	39.127	11	D.GONZÁLEZ	38.257	25	G.PÉREZ	25.734	71	C.CANO	34.042	7	31	2:17.513	(7)
8	23	I.GALÁN	39.259	14	E.GUTIÉRREZ	38.382	31	G.PUGLIESE	25.744	14	E.GUTIÉRREZ	34.195	8	7	2:17.654	(8)
9	25	G.PÉREZ	39.296	25	G.PÉREZ	38.492	7	B.FERNÁNDEZ	25.787	23	I.GALÁN	34.238	9	14	2:17.749	(9)
10	7	B.FERNÁNDEZ	39.300	7	B.FERNÁNDEZ	38.534	11	D.GONZÁLEZ	25.800	27	K.TINEZ	34.241	10	36	2:17.937	(10)
11	71	C.CANO	39.312	10	A.ALMEIDA	38.697	14	E.GUTIÉRREZ	25.823	78	H.MIGNOT	34.382	11	25	2:18.017	(11)
12	14	E.GUTIÉRREZ	39.349	31	G.PUGLIESE	38.699	23	I.GALÁN	25.823	36	E.BOXBERGER	34.410	12	23	2:18.182	(13)
13	10	A.ALMEIDA	39.699	23	I.GALÁN	38.862	78	H.MIGNOT	25.912	26	P.ALSINA	34.475	13	71	2:18.298	(12)
14	36	E.BOXBERGER	39.735	71	C.CANO	38.865	71	C.CANO	26.079	25	G.PÉREZ	34.495	14	78	2:19.075	(14)
15	78	H.MIGNOT	39.797	78	H.MIGNOT	38.984	10	A.ALMEIDA	26.166	10	A.ALMEIDA	34.847	15	10	2:19.409	(15)
16	42	J.FRELLSEN	39.986	29	R.TRUCHOT	39.388	42	J.FRELLSEN	26.501	42	J.FRELLSEN	34.975	16	42	2:20.871	(16)
17	82	K.PAYNE	40.813	42	J.FRELLSEN	39.409	29	R.TRUCHOT	26.735	29	R.TRUCHOT	35.175	17	29	2:22.269	(18)
18	18	M.TAMBURINI	40.849	82	K.PAYNE	39.430	82	K.PAYNE	26.905	52	J.WOJCIECHOWSKI	35.477	18	82	2:22.779	(17)
19	29	R.TRUCHOT	40.971	52	J.WOJCIECHOWSKI	39.450	52	J.WOJCIECHOWSKI	27.173	18	M.TAMBURINI	35.483	19	52	2:23.328	(20)
20	52	J.WOJCIECHOWSKI	41.228	18	M.TAMBURINI	40.011	18	M.TAMBURINI	27.289	82	K.PAYNE	35.631	20	18	2:23.632	(19)
21	54	G.PIO	42.984	54	G.PIO	41.205	54	G.PIO	28.458	54	G.PIO	36.064	21	54	2:28.711	(21)



ETC
FIM JuniorGP 2024 - MOTORLAND ARAGON
Practice - GR.A

Fastest Lap Sequence


Elapsed	No Rider	Team	Bike	Class	Time	Kph	Lap
6:10.409	27 KERMAN TINEZ	MIR RACING FINETWORK TEAM	HONDA		2:30.017	121.8	2
6:12.928	33 ENZO BELLON	Team Estrella Galicia 0,0	HONDA		2:28.226	123.3	2
7:15.356	14 EDU GUTIÉRREZ	CFMOTO Aspar Junior Team	HONDA		2:26.324	124.9	2
7:16.740	47 YAROSLAV KARPUSHIN	Frando Racing VHC Team	HONDA		2:25.905	125.3	2
7:21.506	7 BEÑAT FERNÁNDEZ	Frando Racing VHC Team	HONDA		2:25.395	125.7	2
8:36.227	33 ENZO BELLON	Team Estrella Galicia 0,0	HONDA		2:23.299	127.5	3
9:38.362	14 EDU GUTIÉRREZ	CFMOTO Aspar Junior Team	HONDA		2:23.006	127.8	3
9:38.848	47 YAROSLAV KARPUSHIN	Frando Racing VHC Team	HONDA		2:22.108	128.6	3
9:45.680	71 CARLOS CANO	SeventyTwo Airbox Racing Team	HONDA		2:20.785	129.8	2
12:03.978	71 CARLOS CANO	SeventyTwo Airbox Racing Team	HONDA		2:18.298	132.2	3
24:56.743	55 MIKEY LOU	MIR RACING FINETWORK TEAM	HONDA		2:18.231	132.2	10
25:08.359	27 KERMAN TINEZ	MIR RACING FINETWORK TEAM	HONDA		2:17.658	132.8	10
27:25.188	27 KERMAN TINEZ	MIR RACING FINETWORK TEAM	HONDA		2:16.829	133.6	11
36:46.707	33 ENZO BELLON	Team Estrella Galicia 0,0	HONDA		2:16.715	133.7	13
39:02.609	33 ENZO BELLON	Team Estrella Galicia 0,0	HONDA		2:15.902	134.5	14
41:17.596	33 ENZO BELLON	Team Estrella Galicia 0,0	HONDA		2:14.987	135.4	15



ETC FIM JuniorGP 2024 - MOTORLAND ARAGON Practice - GR.A Sector Analysis

— Invalidated Lap ■ Personal Best ■ Session Best B Crossing the pit lane

Lap	Time	Sector 1	Sector 2	Sector 3	Sector 4	T.Spd	Lap	Time	Sector 1	Sector 2	Sector 3	Sector 4	T.Spd	
33	ENZO BELLON						FRA	2	2:30.237	43.958	41.989	28.766	35.524	204.9
	Team Estrella Galicia 0,0						HONDA	3	2:23.842	41.257	40.240	27.318	35.027	206.9
1	3:44.702	1:59.018	41.406	28.957	35.321	204.9	4	2:21.369	40.797	39.423	26.703	34.446	206.9	
2	2:28.226	44.135	40.770	28.492	34.829	207.3	5	2:21.163	40.821	39.207	26.562	34.573	206.1	
3	2:23.299	41.072	39.986	27.359	34.882	205.3	6	2:20.038	40.047	39.061	26.497	34.433	208.5	
4	2:21.183	40.378	38.926	26.931	34.948	202.2	7	2:19.598	39.663	39.085	26.342	34.508	206.5	
5	2:21.246	40.181	39.097	26.973	34.995	201.9	8	2:19.802	39.669	39.377	26.035	34.721	204.2	
6	2:20.363	40.044	38.866	26.662	34.791	204.5	9	2:18.850	39.850	38.963	25.732	34.305	206.1	
7	2:19.197	39.804	38.594	26.130	34.669	202.6	10	2:18.231	39.351	38.516	25.996	34.368	206.5	
8	2:32.474 B	39.756	43.707	27.893	41.118	196.0	11	2:18.949	39.521	38.729	26.254	34.445	205.7	
9	7:02.167	5:20.523	39.516	26.700	35.428	200.7	12	2:18.707	39.728	38.403	26.048	34.528	204.5	
10	2:18.882	39.450	38.546	26.045	34.841	203.8	13	2:18.547	39.655	38.572	25.824	34.496	206.5	
11	2:20.520	39.360	40.276	25.987	34.897	203.8	14	2:17.558	39.302	38.235	25.826	34.195	206.9	
12	2:17.733	39.411	38.148	25.532	34.642	203.0	15	2:17.784	39.201	38.472	25.780	34.331	205.3	
13	2:16.715	38.881	38.049	25.402	34.383	203.8	16	2:17.374	39.451	38.410	25.488	34.025	206.5	
14	2:15.902	38.878	37.816	25.154	34.054	204.9	17	2:16.723	39.106	38.101	25.587	33.929	206.9	
15	2:14.987	38.543	37.579	24.916	33.949	203.4								
26	PAU ALSINA						ESP							
	Team Estrella Galicia 0,0						HONDA							
1	4:05.224	2:07.346	48.226	31.634	38.018	198.2								
2	2:33.577	44.545	43.056	29.090	36.886	200.0								
3	2:29.473	42.974	41.952	28.221	36.326	201.5								
4	2:27.246	42.286	41.343	27.542	36.075	200.4								
5	2:24.318	41.540	40.224	26.851	35.703	200.7								
6	2:22.791	40.893	39.917	26.529	35.452	202.6								
7	2:31.423 B	40.819	40.687	27.292	42.625	199.3								
8	6:53.832	5:05.607	41.813	28.472	37.940	191.5								
9	2:28.472	41.128	40.623	28.913	37.808	191.2								
10	2:21.716	40.645	39.542	26.436	35.093	201.5								
11	2:19.886	39.921	38.894	26.111	34.960	201.5								
12	2:18.758	39.688	38.685	25.643	34.742	201.9								
13	2:17.324	38.985	38.240	25.530	34.569	202.6								
14	2:18.654	38.636	38.834	26.138	35.046	195.3								
15	2:16.084	38.608	37.905	25.096	34.475	202.2								
47	YAROSLAV KARPUSHIN						KGZ							
	Frando Racing VHC Team						HONDA							
1	4:50.835	3:02.107	43.644	29.125	35.959	204.9								
2	2:25.905	42.980	40.706	27.247	34.972	204.9								
3	2:22.108	40.947	39.736	26.621	34.804	206.5								
4	2:20.981	40.440	39.198	26.566	34.777	202.6								
5	2:24.005	41.984	40.611	27.200	34.210	209.7								
6	2:24.084	41.029	40.536	26.613	35.906	201.9								
7	2:22.719	42.957	39.315	26.056	34.391	207.7								
8	2:18.327	39.846	38.589	25.670	34.222	207.3								
9	2:37.799 B	46.695	42.987	26.558	41.559	201.5								
10	7:42.683	5:59.761	40.012	27.186	35.724	200.4								
11	2:19.373	39.946	38.883	26.081	34.463	204.5								
12	2:26.113	39.603	46.386	26.084	34.040	205.7								
13	2:16.778	39.226	38.510	25.507	33.535	207.7								
14	2:16.246	38.813	38.149	25.411	33.873	208.5								
55	MIKEY LOU						USA							
	MIR RACING FINETWORK TEAM						HONDA							
1	3:43.613	1:49.592	45.005	32.080	36.936	208.1								
27	KERMAN TINEZ						VEN							
	MIR RACING FINETWORK TEAM						HONDA							
1	3:40.392	1:49.212	44.311	30.145	36.724	202.6								
2	2:30.017	42.708	42.122	28.843	36.344	202.2								
3	2:25.800	41.714	40.785	27.732	35.569	201.1								
4	2:23.322	40.903	40.097	26.960	35.362	203.0								
5	2:26.348	43.629	40.404	26.927	35.388	201.5								
6	2:21.821	40.261	39.668	26.893	34.999	204.5								
7	2:20.493	39.971	39.224	26.448	34.850	202.6								
8	2:18.561	39.371	38.803	25.883	34.504	204.2								
9	2:23.947	40.466	41.452	27.013	35.016	202.6								
10	2:17.658	39.104	38.451	25.782	34.321	204.5								
11	2:16.829	38.917	38.215	25.451	34.246	204.2								
12	2:20.041	39.763	39.283	26.383	34.612	203.8								
13	2:20.555	41.319	38.798	25.951	34.487	203.4								
14	2:25.955 B	40.766	38.837	26.309	40.043	203.4								
15	5:05.101	3:24.033	40.078	26.345	34.645	203.4								
16	2:17.204	39.155	38.240	25.568	34.241	205.3								
11	DAVID GONZÁLEZ						ESP							
	AC RACING TEAM						HONDA							
1	3:43.635	1:40.808	52.275	32.470	38.082	204.5								
2	2:36.555	46.689	44.210	29.588	36.068	206.9								
3	2:28.262	43.367	41.411	28.131	35.353	206.1								
4	2:24.209	41.033	40.316	27.687	35.173	206.9								
5	2:25.765	42.111	40.626	27.889	35.139	203.8								
6	2:22.630	40.586	39.918	26.965	35.161	204.5								
7	2:20.843	40.076	39.389	26.574	34.804	204.9								
8	2:19.381	39.408	39.016	26.427	34.530	204.5								
9	2:30.762 B	41.123	40.072	27.401	42.166	204.2								
10	5:34.432	3:53.079	39.827	26.699	34.827	204.5								
11	2:23.814	39.648	42.820	26.568	34.778	206.5								
12	2:20.688	40.180	39.385	26.454	34.669	203.8								
13	2:17.475	38.931	38.401	25.954	34.189	206.9								
14	2:16.965	38.585	38.257	26.095	34.028	206.9								
15	2:18.164	39.174	38.650	25.800	34.540	208.1								
31	GIULIO PUGLIESE						ITA							
	CFMOTO Aspar Junior Team						HONDA							
1	4:50.538	2:59.319	45.375	29.617	36.227	206.9								



ETC FIM JuniorGP 2024 - MOTORLAND ARAGON

Practice - GR.A

Sector Analysis

— Invalidated Lap ■ Personal Best ■ Session Best B Crossing the pit lane

Lap	Time	Sector 1	Sector 2	Sector 3	Sector 4	T.Sp	Lap	Time	Sector 1	Sector 2	Sector 3	Sector 4	T.Sp
2	2:27.775	42.949	41.602	27.863	35.361	208.5	10	4:42.580	2:59.678	40.011	27.324	35.567	203.0
3	2:23.848	41.355	40.429	27.193	34.871	207.7	11	2:22.102	41.146	39.458	26.537	34.961	203.4
4	2:21.365	40.385	39.815	26.739	34.426	208.1	12	2:20.952	40.474	38.965	26.445	35.068	203.8
5	2:21.343	40.231	40.125	26.528	34.459	211.4	13	2:19.641	40.143	38.695	26.047	34.756	204.5
6	2:21.022	40.489	39.843	26.303	34.387	207.3	14	2:20.585	40.558	39.164	26.124	34.739	204.5
7	2:19.961	39.887	39.310	26.414	34.350	207.3	15	2:17.937	39.735	38.203	25.589	34.410	205.3
8	2:19.397	39.817	39.196	26.063	34.321	207.3	16	2:19.310	40.498	38.355	25.835	34.622	204.5
9	2:18.737	39.517	38.790	26.382	34.048	208.9							
10	2:18.491	39.430	38.886	25.982	34.193	207.7							
11	2:30.628B	40.124	40.531	27.454	42.519	198.9							
12	7:40.383	5:59.567	39.952	26.405	34.459	206.9							
13	2:18.646	39.396	38.831	26.274	34.145	208.1							
14	2:17.513	39.127	38.699	25.744	33.943	210.1							

7 **BEÑAT FERNÁNDEZ** ESP
Frando Racing VHC Team HONDA

1	4:56.111	3:07.688	43.455	28.841	36.127	202.2
2	2:25.395	42.224	40.729	27.139	35.303	203.0
3	2:22.334	40.605	40.253	26.674	34.802	204.2
4	2:21.337	40.384	39.749	26.623	34.581	205.7
5	2:20.102	39.966	39.183	26.496	34.457	207.7
6	2:22.324	40.270	39.959	27.034	35.061	205.7
7	2:19.659	39.842	39.036	26.238	34.543	204.2
8	2:18.525	39.428	38.584	26.120	34.393	206.5
9	2:24.169B	39.300	38.675	26.339	39.855	208.1
10	7:58.908	6:15.112	41.010	27.312	35.474	201.1
11	2:24.502	39.794	43.600	26.477	34.631	204.5
12	2:19.074	39.567	38.869	26.130	34.508	203.8
13	2:18.295	39.382	38.778	25.873	34.262	204.5
14	2:17.772	39.418	38.534	25.787	34.033	207.3

14 **EDU GUTIÉRREZ** ESP
CFMOTO Aspar Junior Team HONDA

1	4:49.032	2:59.311	44.183	28.924	36.614	201.9
2	2:26.324	42.444	40.715	27.661	35.504	202.6
3	2:23.006	40.791	39.914	26.924	35.377	202.6
4	2:21.389	40.269	39.406	26.734	34.980	203.4
5	2:25.045	41.249	41.272	26.915	35.609	206.5
6	2:23.180	40.918	40.155	27.153	34.954	201.9
7	2:19.453	40.009	38.810	26.380	34.254	208.1
8	2:18.489	39.564	38.382	26.292	34.251	207.7
9	2:19.141	39.349	38.620	26.411	34.761	204.2
10	2:17.930	39.416	38.496	25.823	34.195	206.1
11	2:30.271B	39.925	40.368	27.805	42.173	197.1
12	7:27.202	5:44.238	40.036	28.005	34.923	210.9

36 **EVAN BOXBERGER** FRA
JEG TAKE OFF GP HONDA

1	3:46.512	1:53.798	44.340	30.829	37.545	201.1
2	2:34.678	45.299	43.102	29.712	36.565	204.9
3	2:29.634	43.075	41.181	28.698	36.680	204.2
4	2:27.479	42.628	41.347	27.864	35.640	207.7
5	2:25.771	41.609	40.645	27.568	35.949	204.2
6	2:24.964	41.401	40.213	27.445	35.905	204.9
7	2:28.353	43.898	40.482	27.828	36.145	202.2
8	2:23.105	41.342	39.335	26.937	35.491	203.8
9	2:34.733B	42.496	40.600	27.962	43.675	204.2

25 **GONZALO PÉREZ** ESP
Team Larresport HONDA

1	3:51.736	2:00.850	44.523	29.800	36.563	203.8
2	2:33.733	45.837	42.321	29.025	36.550	206.9
3	2:26.765	42.678	41.011	27.591	35.485	207.7
4	2:25.221	41.481	40.887	27.149	35.704	203.8
5	2:24.134	40.896	40.739	27.419	35.080	210.1
6	2:22.605	41.032	40.001	26.683	34.889	210.5
7	2:21.572	40.129	39.674	26.702	35.067	203.8
8	2:32.462B	41.555	41.342	27.828	41.737	204.5
9	4:40.818	2:55.103	41.865	27.967	35.883	201.1
10	2:22.797	40.517	40.036	26.827	35.417	201.9
11	2:20.548	40.080	39.292	26.246	34.930	202.2
12	2:19.429	39.434	38.988	26.174	34.833	202.6
13	2:18.476	39.379	38.602	25.734	34.761	203.0
14	2:20.263	39.864	39.313	26.290	34.796	202.6
15	2:19.766	39.893	38.985	26.008	34.880	203.0
16	2:18.027	39.296	38.492	25.744	34.495	203.8

71 **CARLOS CANO** ESP
SeventyTwo Artbox Racing Team HONDA

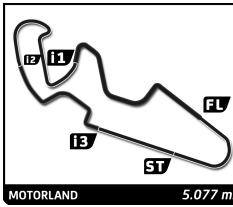
1	7:24.895	5:39.321	42.651	27.860	35.063	206.5
2	2:20.785	40.728	39.506	26.429	34.122	207.7
3	2:18.298	39.312	38.865	26.079	34.042	209.3
4	29:54.235	...	44.195	27.790	36.269	206.1

23 **IGNACIO GALÁN** ESP
Team Impala Honda HONDA

1	6:23.732	4:32.260	44.896	29.618	36.958	205.3
2	2:28.430	43.242	41.672	27.603	35.913	206.1
3	2:25.614	41.799	41.114	27.465	35.236	206.9
4	2:23.828	41.271	40.282	26.974	35.301	207.3
5	2:24.030	41.303	40.262	27.148	35.317	207.7
6	2:23.812	40.800	40.681	27.012	35.319	206.1
7	2:21.921	40.239	39.518	26.993	35.171	205.7
8	2:35.685B	43.719	41.843	27.648	42.475	208.1
9	9:36.346	7:54.882	40.029	26.554	34.881	206.5
10	2:19.792	39.719	39.209	25.994	34.870	206.5
11	2:18.671	39.748	38.862	25.823	34.238	207.3
12	2:18.578	39.259	38.914	25.897	34.508	207.7

78 **HENRI MIGNOT** FRA
BRS - Brechon Racing School HONDA

1	3:43.503	1:50.123	44.092	31.827	37.461	201.5
2	2:30.574	43.559	41.542	29.231	36.242	200.4
3	2:24.213	41.829	39.830	27.218	35.336	201.5
4	2:22.457	40.659	39.860	26.873	35.065	200.4
5	2:22.097	40.863	39.459	26.606	35.169	199.6
6	2:32.098B	43.152	40.044	26.845	42.057	203.8



ETC FIM JuniorGP 2024 - MOTORLAND ARAGON Practice - GR.A Sector Analysis

— Invalidated Lap ■ Personal Best ■ Session Best B Crossing the pit lane

Lap	Time	Sector 1	Sector 2	Sector 3	Sector 4	T.Sp	Lap	Time	Sector 1	Sector 2	Sector 3	Sector 4	T.Sp
7	7:49.991	6:05.642	41.594	27.196	35.559	196.7	10	2:25.612	41.886	40.219	27.313	36.194	200.0
8	2:20.493	40.104	39.070	26.326	34.993	200.4	11	2:29.817	45.797	40.546	27.447	36.027	198.5
9	2:21.501	40.135	38.984	27.068	35.314	203.4	12	2:24.303	41.643	39.944	27.085	35.631	198.9
10	2:33.760	40.343	47.552	28.684	37.181	190.1	13	2:24.122	40.813	40.031	26.986	36.292	197.8
11	2:22.912	40.297	40.390	26.835	35.390	194.6	14	2:22.889	40.923	39.430	26.905	35.631	198.9
12	2:20.402	39.867	39.341	26.711	34.483	202.6							
13	2:22.515	43.031	39.113	25.989	34.382	202.6							
14	2:19.925	39.797	39.258	25.912	34.958	200.7							

10 AFONSO ALMEIDA PRT AGR TEAM HONDA						
1	3:44.173	1:48.968	44.879	32.509	37.817	202.2
2	2:35.530	46.332	42.694	29.597	36.907	199.6
3	2:30.941	43.388	41.869	29.030	36.654	202.6
4	2:29.213	42.640	41.642	28.612	36.319	199.3
5	2:26.936	41.946	41.119	27.959	35.912	200.7
6	2:25.640	41.721	40.466	27.680	35.773	203.4
7	2:25.175	41.463	40.387	27.465	35.860	203.8
8	2:25.667	42.090	40.951	27.196	35.430	203.0
9	2:23.917	41.126	39.874	27.607	35.310	206.9
10	2:36.792 B	42.806	40.989	27.325	45.672	180.6
11	4:23.439	2:40.516	40.258	27.164	35.501	197.4
12	2:22.043	40.562	39.590	26.835	35.056	202.2
13	2:21.536	40.260	39.573	26.536	35.167	199.3
14	2:19.959	39.978	38.944	26.166	34.871	200.7
15	2:20.268	39.943	39.114	26.364	34.847	202.2
16	2:20.215	39.699	38.697	26.235	35.584	204.2

42 JULIUS FRELLSEN DNK JEG Racing HONDA						
1	3:42.167	1:49.811	44.177	30.921	37.258	205.7
2	2:31.633	44.001	42.234	29.157	36.241	201.1
3	2:30.313	44.368	41.544	28.178	36.223	200.7
4	2:28.227	42.688	41.162	28.068	36.309	200.7
5	2:26.787	42.223	40.778	27.757	36.029	204.2
6	2:25.537	41.608	40.505	27.645	35.779	202.2
7	2:25.465	41.266	41.196	27.500	35.503	204.9
8	2:23.305	40.525	40.281	27.104	35.395	207.3
9	2:33.867 B	41.829	41.341	27.437	43.260	201.1
10	5:09.788	3:26.426	40.518	27.088	35.756	200.0
11	2:23.248	40.771	39.779	27.082	35.616	201.9
12	2:22.417	40.496	39.716	26.650	35.555	201.1
13	2:22.171	40.434	39.527	26.583	35.627	198.9
14	2:21.231	40.346	39.409	26.501	34.975	206.1
15	2:21.677	39.986	39.737	26.904	35.050	204.2

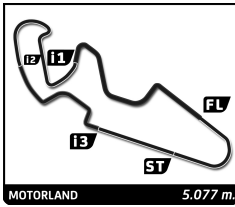
82 KYLE PAYNE GBR ilusion racing HONDA						
1	3:59.638	2:00.000	47.126	33.635	38.877	197.4
2	2:46.603	52.064	45.575	31.203	37.761	197.4
3	2:37.349	45.641	43.418	30.349	37.941	197.4
4	2:34.613	44.429	43.250	29.527	37.407	197.4
5	2:41.246 B	43.955	43.030	29.485	44.776	199.3
6	6:15.035	4:26.780	42.329	29.050	36.876	199.6
7	2:28.448	42.785	41.097	28.016	36.550	200.4
8	2:27.615	42.382	40.871	28.025	36.337	199.3
9	2:26.228	42.075	40.532	27.579	36.042	199.3

29 RANDY TRUCHOT FRA MECAPROJETS TEAM ADO HONDA						
1	3:43.860	1:47.731	45.605	32.409	38.115	200.7
2	2:44.696 B	47.999	42.835	29.666	44.196	200.0
3	3:56.522	2:08.152	42.447	29.019	36.904	198.5
4	2:28.403	43.048	40.805	28.328	36.222	198.2
5	2:26.010	41.940	40.456	27.614	36.000	200.0
6	2:24.206	41.177	40.058	27.148	35.823	199.6
7	2:37.437 B	42.589	41.471	28.941	44.436	198.5
8	10:47.439	9:01.229	41.841	27.870	36.499	199.3
9	2:24.490	41.688	39.583	27.269	35.950	201.5
10	2:23.110	41.103	39.488	26.735	35.784	200.4
11	2:28.972	47.525	39.388	26.884	35.175	201.9
12	2:24.411	40.971	39.767	27.371	36.302	192.5

18 MATHIAS TAMBURINI ITA TEAM ECHOVIT PASINI RACING HONDA						
1	4:53.724	2:59.960	45.654	30.620	37.490	201.5
2	2:34.438	45.118	43.106	29.511	36.703	200.7
3	2:30.988	43.100	41.960	28.995	36.933	201.1
4	2:30.652	43.362	42.387	28.455	36.448	200.7
5	2:28.735	42.587	41.555	28.246	36.347	201.5
6	2:28.873	42.662	41.486	28.558	36.167	200.4
7	2:27.557	41.909	41.198	28.173	36.277	200.4
8	2:27.125	41.880	41.032	28.082	36.131	200.7
9	2:26.347	41.704	40.551	27.880	36.212	202.2
10	2:26.222	41.449	40.895	27.909	35.969	201.1
11	2:32.591 B	41.418	40.754	27.579	42.840	196.0
12	3:47.394	2:03.714	40.656	27.538	35.486	205.3
13	2:25.814	41.553	40.870	27.769	35.622	203.4
14	2:24.384	41.178	40.299	27.424	35.483	202.2
15	2:23.682	40.849	40.011	27.289	35.533	202.6

52 JEREMI WOJCIECHOWSKI POL KidzGp by Covacha R.T. HONDA						
1	3:41.001	1:42.040	48.230	32.365	38.366	198.2
2	2:34.917	45.444	43.110	29.971	36.392	201.5
3	2:29.379	43.370	41.265	28.635	36.109	201.1
4	2:28.053	43.179	40.663	28.095	36.116	202.6
5	2:27.217	42.675	40.394	28.046	36.102	200.7
6	2:25.870	41.826	40.589	27.842	35.613	203.8
7	2:24.253	41.228	40.002	27.546	35.477	203.8
8	2:24.126	41.466	39.670	27.238	35.752	203.0
9	2:32.690 B	41.541	40.747	28.048	42.354	198.2
10	9:38.569	7:55.506	40.080	27.173	35.810	201.1
11	2:25.265	41.406	40.469	27.321	36.069	198.5
12	2:33.092	42.484	45.934	27.450	37.224	187.8
13	2:23.809	41.427	39.450	27.247	35.685	203.8

54 GABRIEL PIO FRA BRS - Brechon Racing School HONDA						

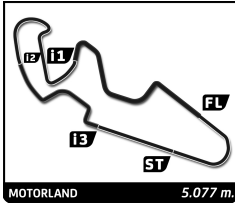


ETC
FIM JuniorGP 2024 - MOTORLAND ARAGON
Practice - GR.A

Sector Analysis

— Invalidated Lap ■ Personal Best ■ Session Best B Crossing the pit lane

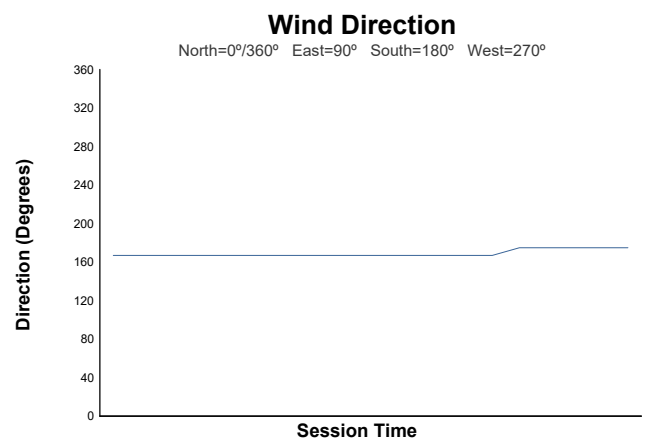
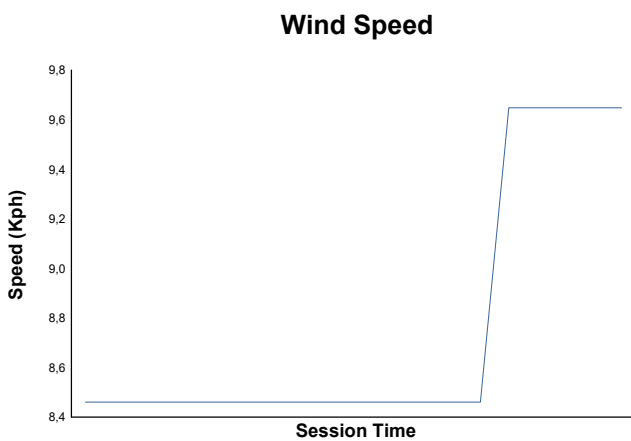
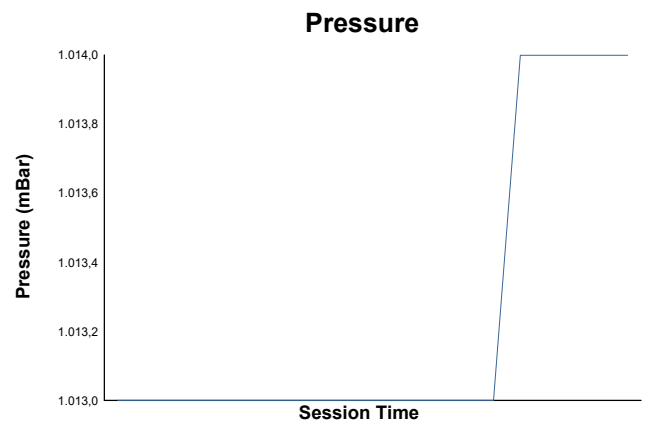
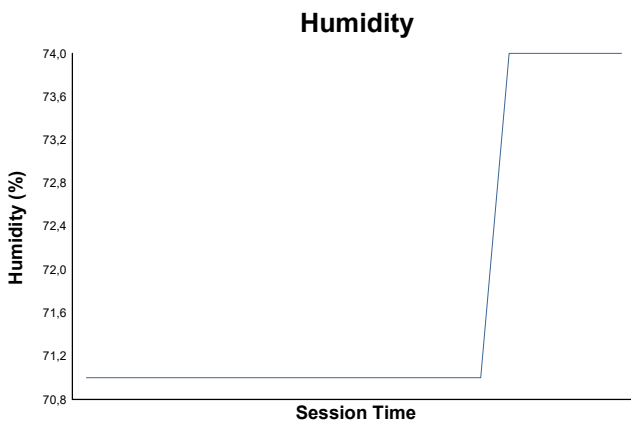
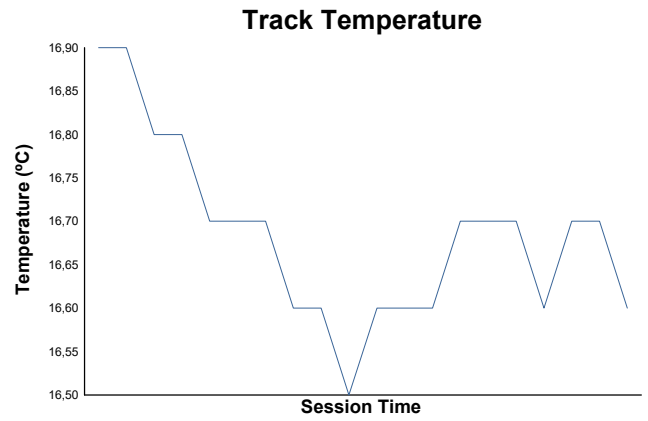
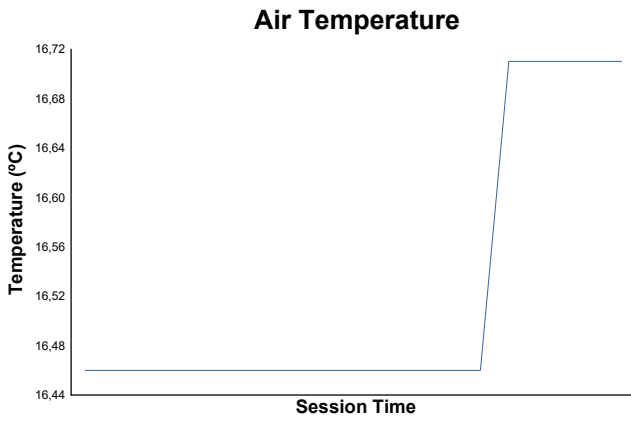
Lap	Time	Sector 1	Sector 2	Sector 3	Sector 4	T.Sp	Lap	Time	Sector 1	Sector 2	Sector 3	Sector 4	T.Sp
1	3:43.232	1:41.381	50.580	32.626	38.645	204.5							
2	2:42.636	47.705	45.367	31.576	37.988	206.9							
3	2:38.165	45.793	43.802	30.505	38.065	204.5							
4	2:38.058	45.498	43.839	30.840	37.881	203.4							
5	2:37.199	46.065	43.255	30.284	37.595	204.2							
6	2:36.097	44.951	43.489	30.099	37.558	202.6							
7	2:35.278	46.426	42.291	29.557	37.004	203.8							
8	2:33.033	44.716	42.158	29.156	37.003	205.7							
9	2:43.936B	47.176	42.793	29.727	44.240	202.2							
10	3:42.025	1:52.595	42.751	29.729	36.950	206.5							
11	2:32.633	44.092	41.973	29.542	37.026	203.4							
12	2:30.391	43.485	41.576	28.739	36.591	200.7							
13	2:28.934	42.984	41.214	28.458	36.278	207.3							
14	2:33.513	46.324	41.817	28.843	36.529	206.1							
15	2:29.012	43.175	41.205	28.568	36.064	201.5							



FIM JuniorGP 2024 - MOTORLAND ARAGON

ETC
Practice - GR.A

Weather Report



Track Status: **WET**