


4226 m.

## Misano MotoGP Official Test

### Session 3

### Classification

10

	Rider	Nation	Team	Motorcycle	Time	Lap	Total	Gap	Top Speed
1	1 <b>Francesco BAGNAIA</b>	ITA	Ducati Lenovo Team	DUCATI	<b>1'30.619</b>	20	26		<b>297.5</b>
2	21 <b>Franco MORBIDELLI</b>	ITA	Prima Pramac Racing	DUCATI	<b>1'30.780</b>	42	49	0.161	0.161 <b>296.7</b>
3	23 <b>Enea BASTIANINI</b>	ITA	Ducati Lenovo Team	DUCATI	<b>1'30.985</b>	10	22	0.366	0.205 <b>295.8</b>
4	31 <b>Pedro ACOSTA</b>	SPA	Red Bull GASGAS Tech3	KTM	<b>1'31.052</b>	26	44	0.433	0.067 <b>294.2</b>
5	20 <b>Fabio QUARTARARO</b>	FRA	Monster Energy Yamaha MotoGP	YAMAHA	<b>1'31.063</b>	34	35	0.444	0.011 <b>291.1</b>
6	89 <b>Jorge MARTIN</b>	SPA	Prima Pramac Racing	DUCATI	<b>1'31.111</b>	40	40	0.492	0.048 <b>296.7</b>
7	93 <b>Marc MARQUEZ</b>	SPA	Gresini Racing MotoGP	DUCATI	<b>1'31.130</b>	29	34	0.511	0.019 <b>291.8</b>
8	72 <b>Marco BEZZECCHI</b>	ITA	Pertamina Enduro VR46 Racing Te	DUCATI	<b>1'31.133</b>	27	27	0.514	0.003 <b>297.5</b>
9	12 <b>Maverick VIÑALES</b>	SPA	Aprilia Racing	APRILIA	<b>1'31.244</b>	25	53	0.625	0.111 <b>297.5</b>
10	33 <b>Brad BINDER</b>	RSA	Red Bull KTM Factory Racing	KTM	<b>1'31.302</b>	32	34	0.683	0.058 <b>294.2</b>
11	25 <b>Raul FERNANDEZ</b>	SPA	Trackhouse Racing	APRILIA	<b>1'31.405</b>	39	43	0.786	0.103 <b>295.8</b>
12	73 <b>Alex MARQUEZ</b>	SPA	Gresini Racing MotoGP	DUCATI	<b>1'31.455</b>	21	27	0.836	0.050 <b>291.1</b>
13	26 <b>Daniel PEDROSA</b>	SPA	Red Bull KTM Factory Racing	KTM	<b>1'31.539</b>	11	34	0.920	0.084 <b>296.7</b>
14	41 <b>Aleix ESPARGARO</b>	SPA	Aprilia Racing	APRILIA	<b>1'31.683</b>	24	39	1.064	0.144 <b>294.2</b>
15	43 <b>Jack MILLER</b>	AUS	Red Bull KTM Factory Racing	KTM	<b>1'31.840</b>	3	19	1.221	0.157 <b>293.4</b>
16	42 <b>Alex RINS</b>	SPA	Monster Energy Yamaha MotoGP	YAMAHA	<b>1'31.951</b>	19	31	1.332	0.111 <b>291.8</b>
17	88 <b>Miguel OLIVEIRA</b>	POR	Trackhouse Racing	APRILIA	<b>1'31.973</b>	27	37	1.354	0.022 <b>295.8</b>
18	5 <b>Johann ZARCO</b>	FRA	CASTROL Honda LCR	HONDA	<b>1'31.979</b>	35	36	1.360	0.006 <b>291.8</b>
19	30 <b>Takaaki NAKAGAMI</b>	JPN	IDEMITSU Honda LCR	HONDA	<b>1'32.305</b>	4	33	1.686	0.326 <b>291.1</b>
20	10 <b>Luca MARINI</b>	ITA	Repsol Honda Team	HONDA	<b>1'32.502</b>	19	23	1.883	0.197 <b>291.1</b>
21	36 <b>Joan MIR</b>	SPA	Repsol Honda Team	HONDA	<b>1'32.587</b>	23	27	1.968	0.085 <b>291.1</b>
22	32 <b>Lorenzo SAVADORI</b>	ITA	Aprilia Racing	APRILIA	<b>1'33.312</b>	27	43	2.693	0.725 <b>291.8</b>
<b>Not classified</b>									
	6 <b>Stefan BRADL</b>	GER	HRC Test Team	HONDA					
	37 <b>Augusto FERNANDEZ</b>	SPA	Red Bull GASGAS Tech3	KTM					
	49 <b>Fabio DI GIANNANTONIO</b>	ITA	Pertamina Enduro VR46 Racing Te	DUCATI					

Practice condition: Dry

Air: 29°

Humidity: 58%

Ground: 41°

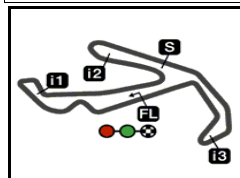
<b>Fastest Lap:</b>	Lap: 20	<b>Francesco BAGNAIA</b>	<b>1'30.619</b>	167.8 Km/h
<b>Best Race Lap:</b>	2024	<b>Marc MARQUEZ</b>	<b>1'31.564</b>	166.1 Km/h
<b>All-Time Lap Record:</b>	2024	<b>Francesco BAGNAIA</b>	<b>1'30.304</b>	168.4 Km/h

The results are provisional until the end of the limit for protest and appeals.

Time limit for protest expires 60' after publication of the results - ..... Time: .....

These data/results cannot be reproduced, stored and/or transmitted in whole or in part by any manner of electronic, mechanical, photocopying, recording, broadcasting or otherwise now known or herein after developed without the previous express consent by the copyright owner, except for reproduction in daily press and regular printed publications on sale to the public within 60 days of the event related to those data/results and always provided that copyright symbol appears together as follows below.

© DORNA, 2024



4226 m.

## Misano MotoGP Official Test

### Session 3

### Top Speed & Average

12



Rider	Nation	Motorcycle	Top 5 speeds					Average	Top
1 <b>Francesco BAGNAIA</b>	ITA	DUCATI	297.5	295.8	295.8	295.0	295.0	295.4	<b>297.5</b>
12 <b>Maverick VIÑALES</b>	SPA	APRILIA	297.5	295.0	294.2	294.2	294.2	294.7	<b>297.5</b>
72 <b>Marco BEZZECCHI</b>	ITA	DUCATI	297.5	295.0	295.0	293.4	292.6	294.4	<b>297.5</b>
21 <b>Franco MORBIDELLI</b>	ITA	DUCATI	296.7	295.8	295.8	295.8	295.0	295.3	<b>296.7</b>
26 <b>Daniel PEDROSA</b>	SPA	KTM	296.7	295.8	295.8	295.0	295.0	295.4	<b>296.7</b>
89 <b>Jorge MARTIN</b>	SPA	DUCATI	296.7	294.2	294.2	293.4	293.4	294.4	<b>296.7</b>
23 <b>Enea BASTIANINI</b>	ITA	DUCATI	295.8	295.0	294.2	294.2	294.2	294.5	<b>295.8</b>
25 <b>Raul FERNANDEZ</b>	SPA	APRILIA	295.8	295.0	294.2	293.4	293.4	294.1	<b>295.8</b>
88 <b>Miguel OLIVEIRA</b>	POR	APRILIA	295.8	294.2	294.2	294.2	293.4	293.9	<b>295.8</b>
31 <b>Pedro ACOSTA</b>	SPA	KTM	294.2	293.4	293.4	293.4	293.4	293.6	<b>294.2</b>
33 <b>Brad BINDER</b>	RSA	KTM	294.2	292.6	292.6	291.8	291.8	292.6	<b>294.2</b>
41 <b>Aleix ESPARGARO</b>	SPA	APRILIA	294.2	294.2	294.2	293.4	292.6	293.1	<b>294.2</b>
43 <b>Jack MILLER</b>	AUS	KTM	293.4	292.6	291.8	291.1	291.1	292.0	<b>293.4</b>
5 <b>Johann ZARCO</b>	FRA	HONDA	291.8	291.8	291.8	291.8	291.8	291.8	<b>291.8</b>
32 <b>Lorenzo SAVADORI</b>	ITA	APRILIA	291.8	291.8	291.1	290.3	290.3	290.8	<b>291.8</b>
42 <b>Alex RINS</b>	SPA	YAMAHA	291.8	291.1	290.3	290.3	289.5	290.2	<b>291.8</b>
93 <b>Marc MARQUEZ</b>	SPA	DUCATI	291.8	291.8	291.8	291.8	291.1	291.7	<b>291.8</b>
10 <b>Luca MARINI</b>	ITA	HONDA	291.1	291.1	290.3	290.3	290.3	290.5	<b>291.1</b>
20 <b>Fabio QUARTARARO</b>	FRA	YAMAHA	291.1	290.3	289.5	289.5	289.5	289.8	<b>291.1</b>
30 <b>Takaaki NAKAGAMI</b>	JPN	HONDA	291.1	290.3	289.5	289.5	289.5	290.0	<b>291.1</b>
36 <b>Joan MIR</b>	SPA	HONDA	291.1	291.1	291.1	291.1	291.1	291.1	<b>291.1</b>
73 <b>Alex MARQUEZ</b>	SPA	DUCATI	291.1	290.3	290.3	290.3	290.3	290.4	<b>291.1</b>

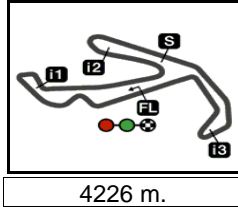
These data/results cannot be reproduced, stored and/or transmitted in whole or in part by any manner of electronic, mechanical, photocopying, recording, broadcasting or otherwise now known or herein after developed without the previous express consent by the copyright owner, except for reproduction in daily press and regular printed publications on sale to the public within 60 days of the event related to those data/results and always provided that copyright symbol appears together as follows below.

© DORNA, 2024

Official MotoGP Timing by TISSOT  
www.motogp.com



Misano Adriatico, Monday, September 09, 2024



4226 m.

## Misano MotoGP Official Test Session 3

### Chronological Analysis of Performances

13

\* Lap / Sector time cancelled

T1 Time from finish line to 1st intermediate

T3 Time from 2nd intermed. to 3rd intermed.

P Crossing the finish line in pit lane

T2 Time from 1st intermed. to 2nd intermed.

T4 Time from 3rd intermediate to finish line

Lap	Lap Time	T1	T2	T3	T4	Speed	Lap	Lap Time	T1	T2	T3	T4	Speed	
<b>1st</b>	<b>1</b>	<b>Francesco BAGNAI</b> Ducati Lenovo Team ITA Runs=5 Total laps=26 Full laps=17 Valid laps=15						15	1'31.747	25.686	20.443	25.050	20.568	293.4
1	7'43.585	34.990	23.746	27.582	21.657	273.4	16	1'31.260	25.595	20.453	24.752	20.460	293.4	
2	1'32.473	26.024	20.687	25.063	20.699	291.8	17	1'31.136	25.560	20.352	24.728	20.496	293.4	
3	1'31.886	25.776	20.557	24.893	20.660	291.8	18	1'37.812 P	30.301	23.520	27.180	16.811	274.8	
4	1'31.337	25.646	20.442	24.790	20.459	293.4	19	1'45.841	36.535	22.352	25.712	21.242	291.1	
5	1'31.642 P	27.65*	21.592	26.404	15.992	282.7	20	1'32.573	26.014	20.680	25.067	20.812	293.4	
6	1'47.137	35.191	23.126	27.128	21.692	276.9	21	1'31.464	25.698	20.437	24.848	20.481	293.4	
7	1'32.506	25.995	20.663	25.168	20.680	292.6	22	1'31.790	25.761	20.478	24.975	20.576	293.4	
8	1'31.236	25.646	20.409	24.760	20.421	295.0	23	1'31.240	25.554	20.300	24.874	20.512	295.0	
9	1'31.209	25.536	20.480	24.716	20.477	294.2	24	1'31.334	25.637	20.385	24.881	20.431	293.4	
10	1'35.069 *	27.34*	21.514	25.478	20.736	291.8	25	1'51.899 P	31.495	27.841	34.708	17.855	175.8	
11	1'30.950	25.458	20.367	24.726	20.399	295.0	26	1'45.727	35.821	22.225	26.249	21.432	291.8	
12	1'30.960 P	27.19*	21.280	26.487	15.995	281.9	27	1'32.267	25.970	20.590	25.054	20.653	294.2	
13	1'47.191	34.037	22.480	29.450	21.224	202.2	28	1'32.196	25.822	20.491	25.304	20.579	294.2	
14	1'32.492	26.017	20.682	25.044	20.749	295.0	29	1'35.136	25.664	20.433	27.080	21.959	295.0	
15	1'31.581	25.641	20.481	24.913	20.546	295.0	30	1'31.596	25.771	20.488	24.903	20.434	294.2	
16	1'31.380	25.638	20.312	24.905	20.525	295.8	31	1'31.404	25.681	20.348	24.892	20.483	293.4	
17	1'30.354 P	28.332	21.137	25.375	15.510	297.5	32	1'48.377 P	28.721	26.528	34.958	18.170	130.2	
18	1'43.899	34.470	22.136	26.091	21.202	290.3	33	1'44.230	35.762	21.647	25.661	21.160	294.2	
19	1'31.617	25.801	20.576	24.690	20.550	295.0	34	1'32.805	25.994	20.614	25.451	20.746	294.2	
20	1'30.619	25.320	20.323	24.610	20.366	294.2	35	1'31.878	25.780	20.456	25.098	20.544	295.0	
21	1'34.483 *	27.52*	20.997	25.260	20.698	293.4	36	1'31.547	25.688	20.376	24.963	20.520	295.8	
22	1'27.597 P	25.427	20.302	25.577	16.291	288.0	37	1'40.944 P	30.924	24.766	27.908	17.346	273.4	
23	1'44.644	34.588	22.296	26.390	21.370	285.7	38	1'42.445	34.777	21.424	25.413	20.831	294.2	
24	1'32.782	26.075	20.682	25.135	20.890	295.0	39	1'31.916	25.940	20.394	24.992	20.590	295.0	
25	1'31.802	25.732	20.440	24.957	20.673	295.0	40	1'31.216	25.660	20.254	24.918	20.384	294.2	
26	1'31.429	25.676	20.361	24.827	20.565	295.8	41	1'30.972	25.491	20.277	24.816	20.388	295.8	
PIT	30.076	21.560	26.723	16.863	281.9		42	1'30.780	25.475	20.182	24.765	20.358	296.7	
							43	1'40.993 P	31.37*	24.066	27.728	17.822	274.8	
<b>2nd</b>	<b>21</b>	<b>Franco MORBIDELL</b> Prima Pramac Racing ITA Runs=8 Total laps=49 Full laps=34 Valid laps=34						44	1'47.184	35.596	22.924	27.175	21.489	274.1
1	2'33.686	35.967	22.179	25.921	21.331	292.6	45	1'32.758	26.093	20.444	25.537	20.684	293.4	
2	1'33.647	26.555	20.986	25.200	20.906	293.4	46	1'31.640	25.706	20.329	24.967	20.638	293.4	
3	1'31.780	25.792	20.592	24.809	20.587	295.0	47	1'44.232	28.107	28.827	26.284	21.014	287.2	
4	1'31.552	25.723	20.469	24.779	20.581	295.8	48	1'31.879	25.896	20.411	24.910	20.662	295.0	
5	1'37.901	29.961	21.848	25.288	20.804	293.4	49	1'31.609	25.805	20.291	24.946	20.567	294.2	
6	1'31.563	25.649	20.565	24.769	20.580	295.0	PIT	31.148	25.818	27.241	17.503	267.9		
7	1'37.635 P	26.531	26.449	27.504	17.151	277.6								
8	1'45.726	36.324	22.262	25.862	21.278	293.4	<b>3rd</b>	<b>23</b>	<b>Enea BASTIANINI</b> Ducati Lenovo Team ITA Runs=4 Total laps=22 Full laps=15 Valid laps=15					
9	1'32.440	26.028	20.671	25.062	20.679	293.4	1	10'22.769	34.894	23.206	26.374	21.378	291.1	
10	1'32.001	25.951	20.517	24.942	20.591	293.4	2	1'33.078	26.082	20.699	25.369	20.928	292.6	
11	1'31.478	25.593	20.399	24.961	20.525	295.0	3	1'32.091	25.847	20.579	24.938	20.727	293.4	
12	1'39.641 P	33.07*	22.541	27.263	16.766	278.3	4	1'31.525	25.564	20.463	24.908	20.590	293.4	
13	1'47.977	35.528	24.940	26.190	21.319	292.6	5	1'28.506 P	25.620	20.500	26.187	16.199	288.0	
14	1'32.174	25.927	20.599	25.045	20.603	291.8	6	1'43.605	34.214	21.905	26.026	21.460	291.1	
							7	1'32.622	26.017	20.741	25.179	20.685	292.6	

**Fastest Lap:** Francesco BAGNAIA Ducati Lenovo Team ITA 1'30.619 25.320 20.323 24.610 20.366

These data/results cannot be reproduced, stored and/or transmitted in whole or in part by any manner of electronic, mechanical, photocopying, recording, broadcasting or otherwise now known or herein after developed without the previous express consent by the copyright owner, except for reproduction in daily press and regular printed publications on sale to the public within 60 days of the event related to those data/results and always provided that copyright symbol appears together as follows below.  
© DORNA, 2024

Session 3

MotoGP

Lap	Lap Time	T1	T2	T3	T4	Speed	Lap	Lap Time	T1	T2	T3	T4	Speed		
8	<b>1'31.452</b>	25.573	20.452	24.856	20.571	293.4	38	1'43.660	31.091	24.328	26.539	21.702	290.3		
9	<b>1'31.116</b>	25.534	20.246	24.780	20.556	294.2	39	<b>1'33.601</b>	26.585	20.832	25.367	20.817	291.1		
10	<b>1'30.985</b>	25.556	20.252	24.723	20.454	294.2	40	<b>1'32.965</b>	25.854	20.392	25.803	20.916	290.3		
11	1'29.403 P	27.470	20.948	25.358	15.627	291.1	41	<b>1'32.097</b>	25.819	20.393	25.256	20.629	291.8		
12	1'43.217	34.200	21.816	26.052	21.149	289.5	42	<b>1'31.885</b>	25.774	20.302	25.266	20.543	292.6		
13	<b>1'32.246</b>	25.917	20.594	25.064	20.671	292.6	43	1'34.345 *	26.85 *	20.885	25.767	20.839	292.6		
14	<b>1'31.430</b>	25.579	20.417	24.866	20.568	292.6	44	<b>1'32.275</b>	26.071	20.414	25.168	20.622	292.6		
15	<b>1'31.500</b>	25.763	20.325	24.835	20.577	293.4		PIT	25.780	20.540	26.230	16.527	293.4		
16	<b>1'31.276</b>	25.599	20.347	24.837	20.493	294.2	<b>5th 20 Fabio QUARTARAR</b> Monster Energy Yama FRA								
17	1'30.236 P	27.088	21.122	25.956	16.070	286.4	Runs=5 Total laps=35 Full laps=26 Valid laps=25								
18	1'51.289	35.753	24.043	26.420	25.073	289.5	1	11'23.455	28.129	22.295	26.241	21.467	285.7		
19	<b>1'32.526</b>	26.028	20.811	24.985	20.702	295.0	2	<b>1'33.527</b>	26.476	20.828	25.277	20.946	288.0		
20	<b>1'31.447</b>	25.601	20.376	24.862	20.608	294.2	3	<b>1'32.415</b>	25.782	20.653	25.226	20.754	285.7		
21	<b>1'31.525</b>	25.678	20.470	24.825	20.552	294.2	4	<b>1'31.964</b>	25.740	20.512	25.031	20.681	288.7		
22	<b>1'31.283</b>	25.526	20.417	24.770	20.570	295.8	5	<b>1'31.968</b>	25.690	20.519	25.029	20.730	288.7		
	PIT	27.365	21.046	25.742	15.526	290.3	6	<b>1'31.958</b>	25.732	20.482	24.994	20.750	291.1		
	<b>4th 31 Pedro ACOSTA</b> Red Bull GASGAS Te SPA	Runs=7 Total laps=44 Full laps=31 Valid laps=28							7	1'32.288 P	28.86 *	21.488	26.025	15.915	284.9
1	11'30.846	28.094	22.583	26.487	21.611	287.2	8	1'36.790	27.632	21.656	26.070	21.432	285.7		
2	1'29.666 P	26.555	20.768	26.127	16.216	289.5	9	<b>1'32.867</b>	26.100	20.726	25.209	20.832	284.9		
3	1'35.626	26.655	21.865	26.038	21.068	287.2	10	<b>1'32.087</b>	25.686	20.576	25.124	20.701	288.7		
4	<b>1'33.246</b>	26.024	20.572	25.932	20.718	290.3	11	<b>1'31.939</b>	25.601	20.591	25.085	20.662	289.5		
5	<b>1'32.628</b>	25.989	20.576	25.363	20.700	289.5	12	<b>1'31.932</b>	25.663	20.535	24.992	20.742	289.5		
6	<b>1'32.361</b>	25.874	20.592	25.203	20.692	290.3	13	<b>1'32.076</b>	25.744	20.495	25.109	20.728	288.7		
7	<b>1'32.512</b>	25.954	20.668	25.261	20.629	289.5	14	1'33.014 P	30.18 *	21.097	26.046	15.685	283.4		
8	<b>1'32.318</b>	25.829	20.473	25.364	20.652	291.1	15	1'36.443	27.676	21.573	25.883	21.311	286.4		
9	<b>1'32.014</b>	25.775	20.518	25.100	20.621	291.1	16	<b>1'32.277</b>	25.949	20.551	25.033	20.744	288.0		
10	<b>1'32.284</b>	25.848	20.611	25.138	20.687	290.3	17	<b>1'31.806</b>	25.652	20.435	25.076	20.643	288.7		
11	1'34.888 *	27.67 *	20.990	25.300	20.920	288.7	18	1'37.970 *	30.93 *	20.705	25.460	20.870	284.2		
12	<b>1'34.473</b>	26.575	20.853	26.148	20.897	284.9	19	<b>1'31.546</b>	25.611	20.340	24.972	20.623	288.7		
13	<b>1'32.807</b>	25.905	20.672	25.438	20.792	291.1	20	<b>1'31.651</b>	25.620	20.454	24.942	20.635	289.5		
14	1'33.950 P	27.87 *	21.403	28.726	15.947	276.9	21	<b>1'31.547</b>	25.599	20.357	24.976	20.615	288.7		
15	1'37.652	28.353	21.806	26.201	21.292	289.5	22	1'33.082 P	29.08 *	21.157	27.166	15.674	283.4		
16	<b>1'32.368</b>	25.992	20.500	25.311	20.565	291.8	23	1'39.513	27.563	21.358	28.248	22.344	248.8		
17	<b>1'31.725</b>	25.702	20.524	24.984	20.515	290.3	24	<b>1'32.761</b>	26.147	20.652	25.202	20.760	289.5		
18	<b>1'31.528</b>	25.600	20.385	24.960	20.583	290.3	25	<b>1'32.003</b>	25.835	20.496	25.063	20.609	288.0		
19	<b>1'31.473</b>	25.630	20.323	25.010	20.510	291.1	26	<b>1'31.869</b>	25.687	20.564	25.036	20.582	288.7		
20	<b>1'34.174</b>	25.662	21.911	25.739	20.862	289.5	27	<b>1'31.885</b>	25.673	20.494	25.047	20.671	289.5		
21	1'32.674 P	25.725	20.517	26.084	20.348	289.5	28	<b>1'31.989</b>	25.640	20.520	25.085	20.744	290.3		
22	1'42.147	28.442	24.311	27.549	21.845	290.3	29	1'35.337 P	29.90 *	22.205	27.214	16.014	275.5		
23	<b>1'32.078</b>	25.927	20.499	25.129	20.523	294.2	30	1'37.365	28.356	21.524	26.024	21.461	287.2		
24	<b>1'31.145</b>	25.546	20.286	24.894	20.419	289.5	31	<b>1'33.306</b>	26.527	20.750	25.281	20.748	288.0		
25	<b>1'31.222</b>	25.562	20.216	24.992	20.452	292.6	32	<b>1'36.561</b>	29.210	21.143	25.364	20.844	287.2		
26	<b>1'31.052</b>	25.431	20.260	24.881	20.480	291.8	33	<b>1'31.270</b>	25.559	20.352	24.804	20.555	289.5		
27	1'34.311 *	28.10 *	20.521	25.175	20.514	293.4	34	<b>1'31.063</b>	25.445	20.273	24.796	20.549	289.5		
28	1'27.809 P	25.732	20.415	26.002	15.660	291.8	35	<b>1'31.210</b>	25.447	20.315	24.880	20.568	288.0		
29	1'38.094	27.736	22.145	26.393	21.820	288.7		PIT	27.630	20.590	25.210	15.154	288.7		
30	1'33.245 P	26.276	20.817	29.108	17.044	256.5	<b>6th 89 Jorge MARTIN</b> Prima Pramac Racing SPA								
31	1'38.373	28.485	22.044	26.443	21.401	290.3	Runs=8 Total laps=40 Full laps=25 Valid laps=24								
32	<b>1'32.365</b>	26.099	20.475	25.101	20.690	291.8	1	3'29.612	39.726	22.620	25.752	21.484	288.7		
33	<b>1'31.592</b>	25.706	20.293	24.964	20.629	291.8	2	<b>1'32.938</b>	26.171	20.809	25.105	20.853	291.1		
34	<b>1'31.747</b>	25.685	20.314	25.125	20.623	293.4	3	<b>1'31.953</b>	25.837	20.566	24.918	20.632	291.1		
35	<b>1'31.784</b>	25.672	20.401	25.160	20.551	289.5	4	<b>1'31.526</b>	25.636	20.534	24.821	20.535	291.8		
36	<b>1'31.889</b>	25.776	20.438	25.127	20.548	293.4	5	<b>1'38.298</b>	30.752	21.237	25.427	20.882	293.4		
37	1'28.834 P	25.630	20.389	26.225	16.590	291.8	6	<b>1'31.603</b>	25.730	20.451	24.885	20.537	291.8		

**Fastest Lap:** Francesco BAGNAIA      Ducati Lenovo Team      ITA      **1'30.619**      25.320      20.323      24.610      20.366

These data/results cannot be reproduced, stored and/or transmitted in whole or in part by any manner of electronic, mechanical, photocopying, recording, broadcasting or otherwise now known or herein after developed without the previous express consent by the copyright owner, except for reproduction in daily press and regular printed publications on sale to the public within 60 days of the event related to those data/results and always provided that copyright symbol appears together as follows below.  
 © DORNA, 2024

Official MotoGP Timing by TISSOT  
 www.motogp.com





# Session 3

# MotoGP

Lap	Lap Time		T1	T2	T3	T4	Speed	Lap	Lap Time		T1	T2	T3	T4	Speed
7	1'31.483	P	27.53*	21.623	25.676	16.645	290.3	19	1'32.904		26.207	20.754	25.122	20.821	291.8
8	1'37.830		29.403	21.814	25.599	21.014	291.1	20	1'31.744		25.691	20.524	24.952	20.577	291.8
9	1'31.580		25.792	20.435	24.844	20.509	292.6	21	1'31.300		25.629	20.340	24.909	20.422	291.8
10	1'31.317		25.661	20.365	24.761	20.530	292.6	22	1'31.814	P	28.55*	21.520	25.899	15.843	288.7
11	1'36.779	P	28.81*	22.934	27.180	17.850	280.5	23	1'40.004		28.875	22.471	27.176	21.482	276.2
12	1'44.331		34.456	22.690	26.207	20.978	288.0	24	1'33.849		26.493	20.822	25.618	20.916	288.7
13	1'32.079		26.038	20.465	25.029	20.547	291.8	25	1'32.660		26.040	20.528	25.350	20.742	290.3
14	1'31.402		25.636	20.315	24.911	20.540	292.6	26	1'30.027	P	27.092	21.423	25.920	15.592	288.7
15	1'34.366		25.719	20.279	26.682	21.686	283.4	27	1'40.849		30.445	22.468	26.557	21.379	269.3
16	1'31.303		25.686	20.216	24.863	20.538	292.6	28	1'32.402		25.885	20.779	25.043	20.695	290.3
17	1'33.588	P	25.654	22.161	27.620	18.153	282.7	29	1'31.130		25.496	20.267	25.020	20.347	291.1
18	1'41.739		30.310	23.591	26.632	21.206	286.4	30	1'30.144	P	27.42*	21.436	25.625	15.654	290.3
19	1'32.911		26.237	20.613	25.290	20.771	291.1	31	1'40.629		27.644	23.170	27.169	22.646	273.4
20	1'31.904		25.883	20.341	24.998	20.682	291.8	32	1'35.967		27.366	21.419	25.482	21.700	289.5
21	1'31.412		25.651	20.289	24.894	20.578	291.8	33	1'34.347		26.609	20.838	25.378	21.522	290.3
22	1'31.809		25.752	20.373	25.074	20.610	291.1	34	1'37.936		26.901	20.807	25.412	24.816	290.3
23	1'39.678	*	30.32*	23.408	25.211	20.739	294.2		PIT		29.293	20.960	25.702	15.662	291.8
24	1'31.848		25.738	20.516	24.968	20.626	294.2								
25	1'27.109	P	26.140	20.558	25.138	15.273	291.8								
26	1'39.864		30.134	22.371	26.061	21.298	289.5								
27	1'32.548		26.011	20.648	25.187	20.702	291.1								
28	1'32.128		25.826	20.503	25.143	20.656	289.5								
29	1'31.195	P	25.848	20.460	25.321	19.566	291.8								
30	1'37.850		29.090	21.768	25.955	21.037	289.5								
31	1'31.936		25.910	20.443	25.020	20.563	291.8								
32	1'31.243		25.635	20.291	24.884	20.433	291.8								
33	1'30.971	P	25.690	20.196	27.386	17.699	283.4								
34	1'38.049		29.551	21.460	25.788	21.250	289.5								
35	1'31.852		25.861	20.409	24.915	20.667	291.8								
36	1'31.323		25.582	20.347	24.874	20.520	293.4								
37	1'33.980	P	26.002	26.116	25.478	16.384	296.7								
38	1'38.830		30.612	21.601	25.545	21.072	291.8								
39	1'31.838		25.796	20.424	25.000	20.618	291.8								
40	1'31.111		25.542	20.261	24.870	20.438	291.8								
		PIT	29.396	21.716	26.789	17.337	287.2								

7th	93	Marc MARQUEZ	Gresini Racing MotoG	SPA			
		Runs=7	Total laps=34	Full laps=21 Valid laps=21			
1	15'15.403	32.104	23.422	26.473	22.259	281.9	
2	1'37.608	26.791	21.225	28.466	21.126	276.2	
3	1'31.979	25.907	20.450	25.152	20.470	288.7	
4	1'31.510	25.717	20.366	25.080	20.347	290.3	
5	1'31.916	P	29.93*	21.354	25.432	15.195	287.2
6	1'41.471		29.940	22.498	27.215	21.818	270.0
7	1'33.807		26.365	20.839	25.657	20.946	286.4
8	1'33.166		26.055	20.751	25.550	20.810	288.7
9	1'32.875		25.834	20.494	25.732	20.815	289.5
10	1'31.587		25.713	20.389	25.082	20.403	289.5
11	1'33.340	P	28.62*	22.641	26.119	15.958	287.2
12	1'41.838		30.675	22.691	26.827	21.645	278.3
13	1'34.048		26.439	20.975	25.636	20.998	288.7
14	1'32.706		26.104	20.627	25.261	20.714	289.5
15	1'32.334		26.000	20.489	25.279	20.566	289.5
16	1'34.974	P	28.53*	22.910	27.175	16.353	267.3
17	1'54.268		38.191	25.862	28.037	22.178	255.3
18	1'37.046		27.248	22.540	25.955	21.303	289.5

8th	72	Marco BEZZECCHI	Pertamina Enduro VR	ITA			
		Runs=5	Total laps=27	Full laps=18 Valid laps=17			
1	15'17.401	35.283	23.874	26.874	23.588	281.9	
2	1'34.080	26.566	21.167	25.293	21.054	287.2	
3	1'32.537	25.954	20.650	25.131	20.802	287.2	
4	1'32.231	25.859	20.677	25.031	20.664	290.3	
5	1'40.547	*	32.10*	21.532	25.544	21.362	289.5
6	1'28.725	P	25.922	20.650	25.323	16.830	287.2
7	1'44.737		33.979	22.048	26.814	21.896	285.7
8	1'32.922		26.180	20.782	25.153	20.807	289.5
9	1'32.104		25.820	20.631	24.993	20.660	291.1
10	1'32.053		25.760	20.675	25.007	20.611	290.3
11	1'31.883		25.729	20.582	24.980	20.592	290.3
12	1'47.004	P	27.522	22.973	40.011	16.498	101.6
13	1'45.959		35.067	22.406	27.038	21.448	282.7
14	1'33.084		26.180	20.923	25.160	20.821	292.6
15	1'32.272		25.767	20.698	25.086	20.721	291.8
16	1'32.221		25.785	20.593	25.154	20.689	291.1
17	1'33.861		25.979	21.952	25.084	20.846	295.0
18	1'29.562	P	27.020	21.166	25.357	16.019	290.3
19	1'44.331		33.721	22.118	26.983	21.509	282.7
20	1'32.857		26.208	20.782	25.057	20.810	291.1
21	1'32.294		25.773	20.685	25.096	20.740	291.1
22	1'36.453		25.812	24.573	25.296	20.772	291.8
23	1'31.678		25.702	20.530	24.875	20.571	293.4
24	1'27.067	P	25.908	20.616	25.036	15.507	291.8
25	1'36.273		27.402	21.538	25.769	21.564	292.6
26	1'31.630		25.874	20.468	24.741	20.547	295.0
27	1'31.133		25.670	20.437	24.592	20.434	297.5
		PIT	30.359	21.006	25.289	15.876	291.8

9th	12	Maverick VIÑALES	Aprilia Racing	SPA		
		Runs=11	Total laps=53	Full laps=33 Valid laps=32		
1	5'33.759	34.436	21.603	25.701	21.509	289.5
2	1'33.746	26.443	21.039	25.255	21.009	290.3
3	1'32.520	25.848	20.735	25.017	20.920	291.8
4	1'31.861	25.616	20.682	24.810	20.753	291.8
5	1'31.761	25.560	20.604	24.847	20.750	292.6

**Fastest Lap:** Francesco BAGNAIA      Ducati Lenovo Team      ITA      1'30.619      25.320      20.323      24.610      20.366

These data/results cannot be reproduced, stored and/or transmitted in whole or in part by any manner of electronic, mechanical, photocopying, recording, broadcasting or otherwise now known or herein after developed without the previous express consent by the copyright owner, except for reproduction in daily press and regular printed publications on sale to the public within 60 days of the event related to those data/results and always provided that copyright symbol appears together as follows below.  
© DORNA, 2024





## Session 3

## MotoGP

Lap	Lap Time	T1	T2	T3	T4	Speed	Lap	Lap Time	T1	T2	T3	T4	Speed
23	<b>1'32.874</b>	26.068	20.634	25.382	20.790	292.6	1	3'30.751	33.992	22.505	26.190	21.533	293.4
24	<b>1'32.799</b>	26.021	20.590	25.265	20.923	291.8	2	<b>1'34.046</b>	26.465	21.051	25.497	21.033	295.0
25	1'34.713 P	28.32*	21.671	26.707	18.014	285.7	3	<b>1'33.561</b>	26.223	20.848	25.515	20.975	292.6
26	1'44.047	34.436	22.092	26.100	21.419	288.0	4	<b>1'32.287</b>	25.815	20.607	25.213	20.652	292.6
27	<b>1'33.206</b>	26.129	20.755	25.410	20.912	291.1	5	<b>1'32.501</b>	25.824	20.739	25.251	20.687	293.4
28	<b>1'32.554</b>	25.844	20.630	25.302	20.778	295.0	6	1'35.512 P	29.47*	22.757	27.466	15.817	274.8
29	<b>1'32.489</b>	25.870	20.594	25.265	20.760	291.8	7	1'44.788	34.104	22.243	26.772	21.669	289.5
30	1'33.663 P	29.51*	21.692	26.069	16.386	286.4	8	<b>1'34.837</b>	26.511	21.160	26.147	21.019	288.7
31	1'42.409	34.145	21.590	25.517	21.157	290.3	9	<b>1'32.449</b>	25.915	20.695	25.119	20.720	294.2
32	<b>1'34.099</b>	25.944	22.158	25.197	20.800	295.8	10	<b>1'32.032</b>	25.858	20.540	25.064	20.570	296.7
33	<b>1'31.681</b>	25.632	20.500	24.884	20.665	291.1	11	1'31.539	25.681	20.388	24.935	20.535	295.8
34	<b>1'34.047</b>	26.840	21.034	25.232	20.941	293.4	12	1'34.917 P	30.58*	22.212	26.508	15.614	284.2
35	<b>1'31.771</b>	25.736	20.494	24.862	20.679	294.2	13	1'46.413	34.325	22.607	27.211	22.270	287.2
36	1'33.748 P	29.19*	21.232	26.103	17.220	287.2	14	<b>1'36.447</b>	27.221	21.460	26.169	21.597	291.8
37	1'42.399	33.978	21.669	25.751	21.001	293.4	15	<b>1'34.250</b>	26.351	21.043	25.739	21.117	292.6
38	<b>1'31.641</b>	25.648	20.612	24.798	20.583	292.6	16	<b>1'32.590</b>	25.844	20.678	25.303	20.765	293.4
39	1'31.405	25.532	20.421	24.796	20.656	293.4	17	<b>1'32.552</b>	25.759	20.568	25.433	20.792	295.0
40	1'35.224 P	28.71*	21.524	26.415	18.571	283.4	18	<b>1'32.316</b>	25.766	20.618	25.226	20.706	294.2
41	1'42.746	34.033	21.738	25.748	21.227	290.3	19	1'46.166 P	31.31*	22.861	35.789	16.203	118.5
42	<b>1'32.041</b>	25.780	20.590	24.981	20.690	292.6	20	1'45.170	33.753	22.563	26.860	21.994	288.0
43	<b>1'31.752</b>	25.637	20.512	24.907	20.696	291.8	21	<b>1'34.613</b>	26.765	21.050	25.591	21.207	294.2
	PIT	28.843	21.558	27.176	17.365	272.0	22	<b>1'32.886</b>	26.006	20.751	25.294	20.835	294.2
	<b>12th 73</b>	<b>Alex MARQUEZ</b>		Gresini Racing MotoGP		SPA	23	<b>1'32.430</b>	26.001	20.506	25.248	20.675	295.8
		Runs=5	Total laps=27	Full laps=18	Valid laps=18		24	<b>1'31.907</b>	25.780	20.443	25.078	20.606	295.0
1	36'49.951	34.492	23.196	27.288	22.066	269.3	25	1'35.816 P	28.871	23.057	27.764	16.124	263.4
2	<b>1'34.883</b>	26.730	21.159	25.861	21.133	287.2	26	1'44.248	34.135	22.113	26.325	21.675	291.8
3	<b>1'33.635</b>	26.091	20.928	25.606	21.010	288.7	27	<b>1'34.160</b>	26.373	20.916	25.538	21.333	292.6
4	<b>1'32.432</b>	25.904	20.701	25.139	20.688	290.3	28	<b>1'33.592</b>	26.105	20.764	25.598	21.125	295.0
5	<b>1'32.003</b>	25.705	20.517	25.159	20.622	290.3	29	<b>1'32.738</b>	26.035	20.554	25.283	20.866	295.0
6	1'29.618 P	26.336	21.428	26.065	15.789	288.0	30	1'40.203 P	32.32*	24.531	27.596	15.751	263.4
7	1'49.782	37.434	23.090	27.051	22.207	287.2	31	1'45.628	34.049	22.348	27.069	22.162	287.2
8	<b>1'36.202</b>	27.217	21.438	25.989	21.558	287.2	32	<b>1'36.199</b>	27.388	21.342	25.997	21.472	291.1
9	<b>1'34.009</b>	26.382	21.088	25.453	21.086	288.7	33	<b>1'33.753</b>	26.253	20.962	25.527	21.011	295.0
10	<b>1'33.215</b>	26.216	20.778	25.304	20.917	288.7	34	<b>1'32.702</b>	26.016	20.625	25.283	20.778	294.2
11	<b>1'32.955</b>	25.971	20.780	25.290	20.914	288.7		PIT	29.116	24.342	28.573	16.476	247.7
12	1'33.951 P	27.88*	23.185	26.248	16.633	288.0		<b>14th 41</b>	<b>Aleix ESPARGARO</b>		Aprilia Racing		SPA
13	1'48.618	34.733	25.303	26.968	21.614	286.4			Runs=7	Total laps=39	Full laps=26	Valid laps=24	
14	<b>1'33.998</b>	26.222	21.103	25.471	21.202	286.4	1	6'06.538	26.995	21.836	25.968	21.544	290.3
15	<b>1'32.665</b>	25.875	20.834	25.228	20.728	290.3	2	<b>1'37.885</b>	26.392	20.809	28.501	22.183	288.0
16	<b>1'32.248</b>	25.844	20.621	25.105	20.678	291.1	3	<b>1'33.002</b>	26.056	20.698	25.238	21.010	292.6
17	<b>1'32.151</b>	25.899	20.565	25.099	20.588	289.5	4	<b>1'32.450</b>	25.969	20.581	25.055	20.845	293.4
18	1'32.688 P	27.70*	21.310	25.855	17.819	281.2	5	<b>1'32.155</b>	25.828	20.559	24.994	20.774	292.6
19	1'46.112	35.214	23.942	25.889	21.067	288.7	6	1'35.964 *	28.35*	21.382	25.242	20.985	292.6
20	<b>1'32.920</b>	26.298	20.716	25.233	20.673	288.0	7	1'32.648 P	28.98*	20.946	25.649	17.073	290.3
21	1'31.455	25.577	20.339	25.052	20.487	290.3	8	1'36.220	27.162	21.603	25.636	21.819	289.5
22	1'31.787 P	28.82*	21.042	25.707	16.215	289.5	9	<b>1'36.722</b>	28.949	21.091	25.400	21.282	290.3
23	1'44.092	34.088	22.239	26.332	21.433	285.7	10	<b>1'32.785</b>	26.068	20.744	25.054	20.919	291.8
24	<b>1'32.996</b>	26.145	20.786	25.237	20.828	289.5	11	<b>1'32.356</b>	25.819	20.613	24.996	20.928	292.6
25	<b>1'32.111</b>	25.883	20.478	25.196	20.554	288.7	12	1'37.454 P	27.411	26.116	26.775	17.152	277.6
26	<b>1'32.092</b>	25.859	20.453	25.186	20.594	290.3	13	1'37.710	28.900	21.793	25.733	21.284	287.2
27	<b>1'32.302</b>	25.891	20.374	25.264	20.773	290.3	14	<b>1'33.660</b>	26.228	20.994	25.475	20.963	289.5
	PIT	25.943	22.623	28.954	16.985	223.1	15	<b>1'32.497</b>	25.974	20.700	25.101	20.722	291.1
	<b>13th 26</b>	<b>Daniel PEDROSA</b>		Red Bull KTM Factory		SPA	16	<b>1'32.314</b>	25.873	20.620	25.067	20.754	291.1
		Runs=6	Total laps=34	Full laps=23	Valid laps=23		17	1'30.921 P	28.30*	21.109	25.796	15.716	289.5
							18	1'34.839	26.494	21.637	25.598	21.110	290.3

**Fastest Lap:** Francesco BAGNAIA      Ducati Lenovo Team      ITA      **1'30.619**      25.320      20.323      24.610      20.366

These data/results cannot be reproduced, stored and/or transmitted in whole or in part by any manner of electronic, mechanical, photocopying, recording, broadcasting or otherwise now known or herein after developed without the previous express consent by the copyright owner, except for reproduction in daily press and regular printed publications on sale to the public within 60 days of the event related to those data/results and always provided that copyright symbol appears together as follows below.  
© DORNA, 2024

# Session 3

# MotoGP

Lap	Lap Time	T1	T2	T3	T4	Speed	Lap	Lap Time	T1	T2	T3	T4	Speed
19	<b>1'32.617</b>	26.080	20.719	24.987	20.831	291.8	9	1'38.440 P	31.52*	22.309	27.520	17.082	275.5
20	<b>1'32.103</b>	25.778	20.561	24.969	20.795	291.8	10	1'38.674	29.616	21.669	26.130	21.259	284.2
21	1'33.616 *	26.79*	20.777	25.192	20.851	291.8	11	<b>1'32.613</b>	25.932	20.770	25.127	20.784	288.7
22	<b>1'31.855</b>	25.788	20.475	24.959	20.633	291.8	12	<b>1'31.990</b>	25.708	20.630	<b>24.984</b>	20.668	288.0
23	<b>1'31.915</b>	25.812	20.530	24.942	<b>20.631</b>	291.8	13	<b>1'32.055</b>	25.662	<b>20.533</b>	25.138	20.722	288.0
24	<b>1'31.683</b>	<b>25.677</b>	<b>20.454</b>	<b>24.823</b>	20.729	292.6	14	1'39.176 P	32.30*	22.283	27.998	16.586	270.6
25	<b>1'31.817</b>	25.682	20.557	24.851	20.727	<b>294.2</b>	15	1'41.436	32.298	21.639	26.167	21.332	287.2
26	1'36.353 P	29.90*	22.446	27.001	17.002	267.3	16	<b>1'33.066</b>	26.150	20.834	25.268	20.814	288.0
27	1'35.222	26.741	21.738	25.672	21.071	289.5	17	<b>1'32.207</b>	25.711	20.644	25.121	20.731	288.0
28	<b>1'32.703</b>	26.083	20.709	25.144	20.767	289.5	18	1'38.213 *	29.12*	22.843	25.440	20.801	290.3
29	<b>1'35.607</b>	27.023	21.765	25.775	21.044	286.4	19	<b>1'31.951</b>	<b>25.654</b>	20.590	25.059	<b>20.648</b>	288.7
30	1'38.145 P	29.932	23.071	27.941	17.201	258.9	20	1'34.241 P	28.75*	22.111	26.976	16.404	282.7
31	1'38.257	28.345	22.040	26.289	21.583	288.0	21	1'48.270	37.703	22.061	27.148	21.358	276.9
32	<b>1'35.923</b>	28.257	21.270	25.262	21.134	291.8	22	<b>1'36.242</b>	26.203	21.086	25.926	23.027	284.2
33	<b>1'33.098</b>	26.057	20.885	25.295	20.861	290.3	23	1'29.524 P	26.095	20.756	25.386	17.287	291.1
34	<b>1'32.231</b>	25.811	20.575	25.041	20.804	292.6	24	1'40.554	30.373	22.183	26.475	21.523	286.4
35	<b>1'34.301</b>	25.909	20.580	26.599	21.213	292.6	25	<b>1'33.339</b>	26.204	20.797	25.435	20.903	287.2
36	<b>1'31.951</b>	25.792	20.524	25.000	20.635	294.2	26	<b>1'32.524</b>	25.819	20.641	25.289	20.775	288.0
37	1'31.777 P	25.729	24.824	25.562	15.662	291.8	27	1'35.355 P	25.978	24.899	27.438	17.040	282.7
38	1'35.622	26.936	21.661	25.696	21.329	291.8	28	1'40.544	30.103	22.472	26.422	21.547	285.7
39	<b>1'32.951</b>	26.211	20.763	25.059	20.918	294.2	29	<b>1'33.610</b>	26.305	20.915	25.485	20.905	289.5
	PIT	28.021	22.451	27.700	17.401	269.3	30	<b>1'32.239</b>	25.871	20.612	25.089	20.667	290.3
							31	<b>1'32.606</b>	25.892	20.620	25.309	20.785	289.5
								PIT	33.267	22.980	27.561	16.922	270.6
<b>15th</b>	<b>43</b>	<b>Jack MILLER</b>	Red Bull KTM Factory		AUS								
		Runs=3	Total laps=19		Full laps=14	Valid laps=13							
1	23'38.663	28.234	22.122	27.504	23.781	275.5							
2	<b>1'32.347</b>	26.028	20.551	25.134	20.634	292.6							
3	<b>1'31.840</b>	<b>25.832</b>	20.449	<b>24.941</b>	20.618	<b>293.4</b>							
4	<b>1'32.043</b>	25.904	<b>20.383</b>	25.067	20.689	291.8							
5	1'34.566 *	28.01*	20.680	25.180	20.690	291.1							
6	<b>1'32.366</b>	25.900	20.482	25.381	<b>20.603</b>	289.5							
7	<b>1'32.164</b>	25.911	20.429	25.200	20.624	289.5							
8	1'30.453 P	27.70*	<b>20.984</b>	25.719	16.043	288.0							
9	1'39.022	28.933	22.189	26.594	21.306	287.2							
10	<b>1'33.149</b>	26.161	20.792	25.464	20.732	288.7							
11	<b>1'33.178</b>	26.116	20.628	25.720	20.714	290.3							
12	<b>1'32.709</b>	25.961	20.790	25.320	20.638	291.1							
13	<b>1'32.820</b>	26.145	20.669	25.397	20.609	289.5							
14	<b>1'33.368</b>	25.886	20.538	26.027	20.917	288.7							
15	1'33.831 P	28.328	22.661	26.524	16.318	288.0							
16	1'37.275	28.675	21.460	26.112	21.028	286.4							
17	<b>1'33.042</b>	26.026	20.673	25.651	20.692	290.3							
18	<b>1'42.809</b>	28.659	25.278	26.676	22.196	287.2							
19	<b>1'32.687</b>	26.067	20.615	25.339	20.666	289.5							
	PIT	26.228	20.599	27.639	16.648	288.0							
<b>17th</b>	<b>88</b>	<b>Miguel OLIVEIRA</b>	Trackhouse Racing		POR								
		Runs=7	Total laps=37		Full laps=24	Valid laps=20							
1	3'49.314	35.374	22.298	26.686	21.397	287.2							
2	<b>1'33.567</b>	26.524	20.729	25.523	20.791	291.1							
3	<b>1'32.814</b>	26.035	20.583	25.562	20.634	290.3							
4	<b>1'32.505</b>	25.940	20.481	25.473	20.611	290.3							
5	1'35.909 P	28.23*	22.090	28.618	16.962	200.3							
6	1'43.937	34.729	21.654	26.302	21.252	288.7							
7	1'37.902 *	29.79*	21.103	26.072	20.930	294.2							
8	<b>1'32.837</b>	26.082	20.712	25.357	20.686	<b>295.8</b>							
9	<b>1'32.193</b>	25.907	20.462	<b>25.231</b>	20.593	293.4							
10	1'35.872 *	27.88*	20.946	25.977	21.069	290.3							
11	<b>1'32.301</b>	25.891	20.440	25.368	20.602	292.6							
12	1'36.399 P	29.151	21.824	28.521	16.903	254.7							
13	1'46.810	35.786	22.072	27.451	21.501	283.4							
14	<b>1'34.618</b>	26.741	20.998	25.791	21.088	291.1							
15	<b>1'32.845</b>	26.007	20.758	25.422	20.658	292.6							
16	<b>1'38.728</b>	29.219	21.559	26.662	21.288	285.7							
17	<b>1'32.782</b>	25.940	20.604	25.435	20.803	293.4							
18	<b>1'32.327</b>	25.844	20.436	25.442	20.605	294.2							
19	1'33.570 P	28.35*	21.697	27.149	16.374	271.3							
20	1'44.799	35.414	21.773	26.323	21.289	290.3							
21	<b>1'33.284</b>	26.325	20.705	25.402	20.852	291.1							
22	1'38.692 *	29.48*	21.558	26.287	21.358	289.5							
23	1'34.046 P	28.303	21.605	27.456	16.682	276.2							
24	1'48.747	35.580	24.492	27.060	21.615	286.4							
25	<b>1'33.220</b>	26.503	20.649	25.328	20.740	292.6							
26	<b>1'32.125</b>	25.841	<b>20.419</b>	25.281	20.584	289.5							
27	<b>1'31.973</b>	<b>25.688</b>	20.485	25.257	<b>20.543</b>	294.2							
28	1'32.551 P	28.12*	21.561	26.752	16.109	282.7							
29	1'48.203	36.151	22.371	27.410	22.271	281.9							

**Fastest Lap:** Francesco BAGNAIA      Ducati Lenovo Team      ITA      **1'30.619**      25.320      20.323      24.610      20.366

These data/results cannot be reproduced, stored and/or transmitted in whole or in part by any manner of electronic, mechanical, photocopying, recording, broadcasting or otherwise now known or herein after developed without the previous express consent by the copyright owner, except for reproduction in daily press and regular printed publications on sale to the public within 60 days of the event related to those data/results and always provided that copyright symbol appears together as follows below.  
© DORNA, 2024





# Session 3

# MotoGP

Lap	Lap Time	T1	T2	T3	T4	Speed	Lap	Lap Time	T1	T2	T3	T4	Speed
30	1'37.042 *	29.06*	21.400	25.681	20.898	292.6	5	1'33.372 P	28.730	22.150	26.675	15.817	281.9
31	<b>1'32.557</b>	25.819	20.587	25.361	20.790	293.4	6	1'40.393	29.607	22.784	26.369	21.633	287.2
32	<b>1'32.194</b>	25.830	20.441	25.254	20.669	293.4	7	<b>1'33.627</b>	26.457	20.794	25.436	20.940	288.0
33	1'33.670 P	28.88*	21.755	26.894	16.134	284.9	8	<b>1'32.543</b>	25.946	20.661	25.173	20.763	288.7
34	1'44.924	35.697	21.682	26.220	21.325	284.9	9	<b>1'32.699</b>	25.919	<b>20.543</b>	25.222	21.015	288.7
35	<b>1'33.847</b>	26.780	20.767	25.509	20.791	289.5	10	1'39.537 P	30.721	22.782	29.175	16.859	209.3
36	<b>1'32.528</b>	25.872	20.529	25.382	20.745	291.8	11	1'51.234	34.061	27.512	27.292	22.369	286.4
37	<b>1'32.307</b>	25.855	20.450	25.382	20.620	293.4	12	<b>1'34.630</b>	26.851	21.043	25.721	21.015	289.5
	PIT	28.643	21.797	27.437	16.494	267.3	13	<b>1'36.693</b>	26.088	23.735	25.809	21.061	288.0
							14	<b>1'37.343</b>	26.080	20.921	29.201	21.141	235.2
							15	1'46.319 P	29.748	27.162	31.150	18.259	247.7

**18th** **5** **Johann ZARCO** CASTROL Honda LC FRA  
 Runs=8 Total laps=36 Full laps=21 Valid laps=20

1	12'53.404	34.858	23.444	26.155	21.544	289.5
2	<b>1'37.084</b>	26.667	21.102	28.321	20.994	288.7
3	<b>1'42.175</b>	26.367	20.711	33.492	21.605	257.1
4	<b>1'33.499</b>	26.154	20.762	25.604	20.979	291.1
5	1'40.644 P	30.006	24.865	28.139	17.634	275.5
6	1'46.009	35.812	22.186	26.502	21.509	286.4
7	<b>1'33.324</b>	26.295	20.767	25.388	20.874	289.5
8	<b>1'32.914</b>	26.018	20.596	25.384	20.916	290.3
9	<b>1'32.909</b>	26.018	20.690	25.312	20.889	289.5
10	<b>1'32.509</b>	25.978	20.577	25.192	20.762	291.1
11	1'35.449 P	25.992	20.515	28.021	20.921	291.1
12	1'46.216	34.923	23.446	26.263	21.584	289.5
13	<b>1'35.090</b>	26.989	20.996	25.923	21.182	288.0
14	<b>1'33.232</b>	26.268	20.717	25.410	20.837	291.1
15	1'31.775 P	26.008	20.567	26.977	18.223	<b>291.8</b>
16	1'43.109	33.961	21.635	26.252	21.261	288.0
17	<b>1'32.785</b>	26.165	20.483	25.486	20.651	288.7
18	<b>1'32.519</b>	25.874	20.521	25.392	20.732	289.5
19	<b>1'32.109</b>	25.835	20.406	25.282	20.586	288.7
20	1'38.161 P	33.31*	21.383	27.005	16.455	291.8
21	1'45.766	35.669	22.185	26.601	21.311	284.9
22	<b>1'33.546</b>	26.361	20.752	25.512	20.921	288.7
23	<b>1'32.993</b>	26.059	20.600	25.514	20.820	290.3
24	1'31.416 P	26.072	20.647	26.400	18.297	284.9
25	1'35.977	27.699	21.737	25.576	20.965	291.1
26	<b>1'32.381</b>	25.939	20.584	25.165	20.693	291.8
27	1'32.870 P	26.424	21.285	27.755	17.406	277.6
28	1'45.796	34.166	22.006	27.372	22.252	284.9
29	<b>1'34.691</b>	26.472	21.068	26.172	20.979	288.7
30	<b>1'38.064</b>	26.104	20.587	26.705	24.668	291.8
31	<b>1'32.765</b>	25.964	20.535	25.516	20.750	291.8
32	1'39.345 P	32.382	22.218	28.486	16.259	257.1
33	1'35.557	27.394	21.513	25.726	20.924	288.7
34	<b>1'32.271</b>	25.878	<b>20.368</b>	<b>25.099</b>	20.926	290.3
35	<b>1'31.979</b>	25.788	20.444	25.180	<b>20.567</b>	289.5
36	1'43.495 *	34.95*	21.589	26.150	20.803	289.5
	PIT	<b>25.686</b>	20.416			291.1

**19th** **30** **Takaaki NAKAGAMI** IDEMITSU Honda LC JPN  
 Runs=8 Total laps=33 Full laps=18 Valid laps=18

1	16'11.020	35.798	23.299	27.210	22.112	281.2
2	<b>1'33.892</b>	26.492	20.931	25.491	20.978	289.5
3	<b>1'32.358</b>	25.955	20.628	<b>25.096</b>	<b>20.679</b>	288.7
4	<b>1'32.305</b>	<b>25.803</b>	20.676	25.135	20.691	<b>291.1</b>

**20th** **10** **Luca MARINI** Repsol Honda Team ITA  
 Runs=5 Total laps=23 Full laps=14 Valid laps=14

1	2'24.813	34.048	22.414	26.718	21.976	288.0
2	<b>1'38.712</b>	27.171	22.525	27.701	21.315	267.9
3	<b>1'33.798</b>	26.252	21.026	25.468	21.052	290.3
4	<b>1'32.927</b>	26.044	20.761	25.211	20.911	<b>291.1</b>
5	<b>1'32.759</b>	25.971	20.656	25.227	20.905	289.5
6	1'42.165 P	35.69*	22.824	27.324	16.325	283.4
7	1'47.001	33.620	22.253	29.411	21.717	197.0
8	<b>1'34.439</b>	26.600	21.064	25.698	21.077	290.3
9	<b>1'33.486</b>	26.242	20.934	25.321	20.989	289.5
10	<b>1'33.119</b>	26.139	20.760	25.333	20.887	290.3
11	1'39.455 P	32.51*	22.951	27.260	16.732	285.7
12	1'38.837	29.310	22.023	26.137	21.367	288.7
13	<b>1'33.657</b>	26.271	20.854	25.389	21.143	290.3
14	<b>1'32.841</b>	26.046	20.647	25.126	21.022	291.1
15	1'39.333 P	31.92*	22.919	27.506	16.979	284.2
16	1'43.830	33.112	21.943	26.199	22.576	288.0
17	<b>1'34.019</b>	26.350	20.892	25.539	21.238	289.5
18	<b>1'33.167</b>	26.207	20.774	25.337	20.849	288.0
19	<b>1'32.502</b>	25.955	20.610	<b>25.110</b>	20.827	290.3
20	1'36.559 P	29.96*	22.282	27.637	16.676	283.4
21	1'37.984	29.062	21.611	26.134	21.177	288.0
22	<b>1'33.130</b>	26.177	20.706	25.388	20.859	290.3
23	<b>1'32.563</b>	<b>25.939</b>	<b>20.596</b>	25.300	<b>20.728</b>	290.3

**Fastest Lap:** Francesco BAGNAIA Ducati Lenovo Team ITA **1'30.619** 25.320 20.323 24.610 20.366

These data/results cannot be reproduced, stored and/or transmitted in whole or in part by any manner of electronic, mechanical, photocopying, recording, broadcasting or otherwise now known or herein after developed without the previous express consent by the copyright owner, except for reproduction in daily press and regular printed publications on sale to the public within 60 days of the event related to those data/results and always provided that copyright symbol appears together as follows below.  
 © DORNA, 2024



# Session 3

# MotoGP

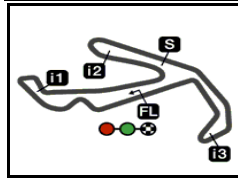
Lap	Lap Time	T1	T2	T3	T4	Speed	Lap	Lap Time	T1	T2	T3	T4	Speed				
PIT							22	1'39.112 *	29.49*	21.257	26.558	21.800	289.5				
<b>21st</b>	<b>36</b>	<b>Joan MIR</b>		Repsol Honda Team		SPA	23	<b>1'33.815</b>	26.392	20.829	25.672	<b>20.922</b>	290.3				
		Runs=6	Total laps=27	Full laps=16	Valid laps=16	24	1'36.753 P	29.035	22.802	27.705	17.211	281.9					
1	10'03.642	29.634	22.297	26.488	23.741	286.4	25	1'46.603	35.907	22.487	26.618	21.591	285.7				
2	<b>1'36.058</b>	26.617	21.219	25.519	22.703	290.3	26	<b>1'34.979</b>	27.006	20.977	25.816	21.180	289.5				
3	<b>1'34.178</b>	26.398	21.019	25.671	21.090	289.5	27	<b>1'33.312</b>	26.225	<b>20.724</b>	<b>25.440</b>	20.923	288.7				
4	1'37.490 P	26.241	20.852	31.807	18.590	274.8	28	1'37.516 *	27.83*	21.826	26.461	21.395	287.2				
5	1'43.066	33.804	22.040	25.938	21.284	288.0	29	<b>1'34.127</b>	<b>26.223</b>	20.989	25.768	21.147	288.7				
6	<b>1'33.806</b>	26.298	20.983	25.546	20.979	289.5	30	1'37.882 P	29.61*	23.109	28.061	17.102	285.7				
7	<b>1'33.349</b>	26.094	20.684	25.607	20.964	288.0	31	1'48.231	37.182	22.399	26.813	21.837	284.9				
8	<b>1'33.059</b>	26.074	20.675	25.434	20.876	288.0	32	1'44.632 *	32.04*	24.705	26.252	21.629	289.5				
9	<b>1'33.102</b>	26.049	20.644	25.583	20.826	289.5	33	<b>1'35.032</b>	26.788	21.139	25.858	21.247	288.0				
10	1'39.732 P	30.944	23.028	27.052	18.708	287.2	34	1'37.267 *	29.43*	20.917	25.909	21.006	288.0				
11	1'40.506	31.801	21.635	25.989	21.081	290.3	35	<b>1'33.750</b>	26.295	20.846	25.608	21.001	288.7				
12	<b>1'33.234</b>	26.304	20.732	25.408	20.790	<b>291.1</b>	36	<b>1'38.124</b>	26.283	20.866	28.898	22.077	286.4				
13	<b>1'36.347</b>	25.998	20.717	25.395	24.237	289.5	37	1'37.297 P	29.80*	22.945	27.937	16.608	284.2				
14	1'43.529 P	35.79*	22.252	27.715	17.763	282.7	38	1'48.176	35.886	22.739	27.359	22.192	280.5				
15	1'43.126	34.047	21.929	26.017	21.133	289.5	39	<b>1'40.138</b>	27.241	24.757	26.712	21.428	282.7				
16	<b>1'32.927</b>	26.130	20.604	25.411	20.782	290.3	40	<b>1'34.411</b>	26.386	21.223	25.594	21.208	288.0				
17	<b>1'32.743</b>	<b>25.884</b>	20.600	25.451	20.808	291.1	41	<b>1'34.900</b>	26.552	21.115	25.934	21.299	289.5				
18	<b>1'32.626</b>	26.029	20.572	<b>25.294</b>	20.731	291.1	42	<b>1'35.501</b>	26.572	21.149	26.380	21.400	288.0				
19	1'35.849 P	28.57*	22.615	27.041	17.623	284.2	43	<b>1'35.531</b>	26.879	21.270	25.953	21.429	288.0				
20	1'39.941	31.888	21.277	25.793	20.983	288.7	PIT						33.113	23.307	28.623	16.661	279.0
21	<b>1'32.931</b>	26.064	20.618	25.432	20.817	290.3											
22	<b>1'32.861</b>	25.929	20.584	25.388	20.960	291.1											
23	<b>1'32.587</b>	25.977	<b>20.559</b>	25.323	<b>20.728</b>	290.3											
24	1'37.620 P	29.81*	23.503	27.682	16.621	256.5											
25	1'40.488	29.938	21.670	25.703	23.177	291.1											
26	<b>1'33.072</b>	26.143	20.654	25.475	20.800	290.3											
27	<b>1'32.850</b>	26.033	20.657	25.297	20.863	291.1											
PIT																	
31.975							22.974 27.614 16.645 280.5										

Lap	Lap Time	T1	T2	T3	T4	Speed
<b>22nd</b>						
<b>32</b>	<b>Lorenzo SAVADORI</b>		Aprilia Racing		ITA	
	Runs=7	Total laps=43	Full laps=30	Valid laps=25		
1	20'20.038	35.771	24.468	29.801	22.711	281.9
2	<b>1'45.367</b>	27.901	25.561	28.373	23.532	<b>291.8</b>
3	<b>1'37.785</b>	27.886	21.769	26.474	21.656	282.7
4	<b>1'36.048</b>	26.812	21.469	26.266	21.501	290.3
5	<b>1'36.214</b>	26.919	21.450	26.293	21.552	290.3
6	<b>1'35.532</b>	26.719	21.286	26.093	21.434	288.7
7	1'41.628 P	30.840	22.638	31.552	16.598	184.3
8	1'51.504	39.988	23.021	26.995	21.500	284.2
9	1'37.187 *	27.81*	21.756	26.294	21.321	288.7
10	<b>1'34.375</b>	26.466	21.066	25.671	21.172	291.1
11	<b>1'35.726</b>	26.689	21.541	26.268	21.228	288.0
12	<b>1'34.436</b>	26.401	21.139	25.715	21.181	290.3
13	<b>1'35.536</b>	27.161	21.064	26.079	21.232	288.7
14	<b>1'34.530</b>	26.632	21.015	25.837	21.046	288.0
15	1'37.331 P	29.910	22.362	28.593	16.466	263.4
16	1'57.089	38.876	25.984	30.206	22.023	233.2
17	<b>1'37.377</b>	27.154	22.529	26.256	21.438	287.2
18	1'36.610 P	28.45*	22.992	28.429	16.739	272.7
19	1'52.566	37.407	25.613	27.639	21.907	290.3
20	<b>1'36.379</b>	27.305	21.381	26.355	21.338	288.7
21	<b>1'33.916</b>	26.341	21.028	25.593	20.954	291.8

**Fastest Lap:** Francesco BAGNAIA      Ducati Lenovo Team      ITA      **1'30.619**      25.320      20.323      24.610      20.366

These data/results cannot be reproduced, stored and/or transmitted in whole or in part by any manner of electronic, mechanical, photocopying, recording, broadcasting or otherwise now known or herein after developed without the previous express consent by the copyright owner, except for reproduction in daily press and regular printed publications on sale to the public within 60 days of the event related to those data/results and always provided that copyright symbol appears together as follows below.  
© DORNA, 2024






4226 m.

## Misano MotoGP Official Test

### Session 3

### Combined Practice Times

7

	Rider	Nation	Team	MOTORCYCLE	FP1	FP3	Gap
1	1 <b>F.BAGNAIA</b>	ITA	Ducati Lenovo Team	DUCATI	1'31.582 18	<b>1'30.619</b> 20	
2	21 <b>F.MORBIDELLI</b>	ITA	Prima Pramac Racing	DUCATI	1'31.480 8	<b>1'30.780</b> 42	0.161 0.161
3	23 <b>E.BASTIANINI</b>	ITA	Ducati Lenovo Team	DUCATI	1'31.619 20	<b>1'30.985</b> 10	0.366 0.205
4	31 <b>P.ACOSTA</b>	SPA	Red Bull GASGAS Tech3	KTM	1'31.165 29	<b>1'31.052</b> 26	0.433 0.067
5	20 <b>F.QUARTARARO</b>	FRA	Monster Energy Yamaha MotoGP Team	YAMAHA	1'31.940 36	<b>1'31.063</b> 34	0.444 0.011
6	89 <b>J.MARTIN</b>	SPA	Prima Pramac Racing	DUCATI	1'31.124 29	<b>1'31.111</b> 40	0.492 0.048
7	93 <b>M.MARQUEZ</b>	SPA	Gresini Racing MotoGP	DUCATI	1'31.514 18	<b>1'31.130</b> 29	0.511 0.019
8	72 <b>M.BEZZECCHI</b>	ITA	Pertamina Enduro VR46 Racing Team	DUCATI	1'31.927 25	<b>1'31.133</b> 27	0.514 0.003
9	12 <b>M.VIÑALES</b>	SPA	Aprilia Racing	APRILIA	1'31.608 26	<b>1'31.244</b> 25	0.625 0.111
10	33 <b>B.BINDER</b>	RSA	Red Bull KTM Factory Racing	KTM	1'32.170 14	<b>1'31.302</b> 32	0.683 0.058
11	25 <b>R.FERNANDEZ</b>	SPA	Trackhouse Racing	APRILIA	1'31.996 31	<b>1'31.405</b> 39	0.786 0.103
12	73 <b>A.MARQUEZ</b>	SPA	Gresini Racing MotoGP	DUCATI	1'31.873 11	<b>1'31.455</b> 21	0.836 0.050
13	26 <b>D.PEDROSA</b>	SPA	Red Bull KTM Factory Racing	KTM	1'32.297 26	<b>1'31.539</b> 11	0.920 0.084
14	41 <b>A.ESPARGARO</b>	SPA	Aprilia Racing	APRILIA	1'32.524 12	<b>1'31.683</b> 24	1.064 0.144
15	43 <b>J.MILLER</b>	AUS	Red Bull KTM Factory Racing	KTM		<b>1'31.840</b> 3	1.221 0.157
16	42 <b>A.RINS</b>	SPA	Monster Energy Yamaha MotoGP Team	YAMAHA	1'32.055 24	<b>1'31.951</b> 19	1.332 0.111
17	88 <b>M.OLIVEIRA</b>	POR	Trackhouse Racing	APRILIA	1'32.182 24	<b>1'31.973</b> 27	1.354 0.022
18	5 <b>J.ZARCO</b>	FRA	CASTROL Honda LCR	HONDA	1'32.669 27	<b>1'31.979</b> 35	1.360 0.006
19	30 <b>T.NAKAGAMI</b>	JPN	IDEMITSU Honda LCR	HONDA	1'32.932 24	<b>1'32.305</b> 4	1.686 0.326
20	37 <b>A.FERNANDEZ</b>	SPA	Red Bull GASGAS Tech3	KTM	<b>1'32.492</b> 32		1.873 0.187
21	10 <b>L.MARINI</b>	ITA	Repsol Honda Team	HONDA	1'32.814 30	<b>1'32.502</b> 19	1.883 0.010
22	36 <b>J.MIR</b>	SPA	Repsol Honda Team	HONDA	1'33.322 17	<b>1'32.587</b> 23	1.968 0.085
23	32 <b>L.SAVADORI</b>	ITA	Aprilia Racing	APRILIA	1'34.096 14	<b>1'33.312</b> 27	2.693 0.725
24	6 <b>S.BRADL</b>	GER	HRC Test Team	HONDA	<b>1'34.590</b> 12		3.971 1.278
	49 <b>F.DI GIANNANTO</b>	ITA	Pertamina Enduro VR46 Racing Team	DUCATI			

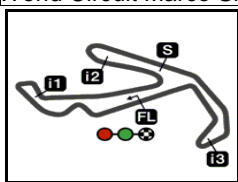
<b>Pole Position Record:</b>	2024	<b>Francesco BAGNAIA</b>	<b>1'30.304</b>	168.4 Km/h
<b>Best Race Lap:</b>	2024	<b>Marc MARQUEZ</b>	<b>1'31.564</b>	166.1 Km/h
<b>All Time Lap Record:</b>	2024	<b>Francesco BAGNAIA</b>	<b>1'30.304</b>	168.4 Km/h

The results are provisional until the end of the limit for protest and appeals.

Time limit for protest expires 60' after publication of the results - ..... Time: .....

These data/results cannot be reproduced, stored and/or transmitted in whole or in part by any manner of electronic, mechanical, photocopying, recording, broadcasting or otherwise now known or herein after developed without the previous express consent by the copyright owner, except for reproduction in daily press and regular printed publications on sale to the public within 60 days of the event related to those data/results and always provided that copyright symbol appears together as follows below.

© DORNA, 2024



4226 m.

## Misano MotoGP Official Test

## Session 3

## Best Partial Times

MotoGP™

IT Ideal Lap Time, sum of the best partial times

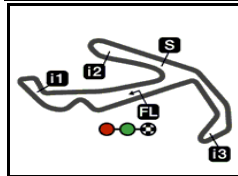
BT Best Lap Time

T1		T2		T3		T4				IT	BT	
Pos	Rider	Time	Rider	Time	Rider	Time	Rider	Time	Pos	Rider	IT	BT
1	F.BAGNAIA	25.320	F.MORBIDELLI	20.182	M.BEZZECCHI	24.592	M.MARQUEZ	20.347	1	F.BAGNAIA	1'30.598	1'30.619 (1)
2	M.VIÑALES	25.378	J.MARTIN	20.196	F.BAGNAIA	24.610	F.MORBIDELLI	20.358	2	F.MORBIDELLI	1'30.743	1'30.780 (2)
3	P.ACOSTA	25.431	P.ACOSTA	20.216	M.VIÑALES	24.672	F.BAGNAIA	20.366	3	M.VIÑALES	1'30.911	1'31.244 (9)
4	F.QUARTARARO	25.445	E.BASTIANINI	20.246	E.BASTIANINI	24.723	P.ACOSTA	20.419	4	J.MARTIN	1'30.932	1'31.111 (6)
5	F.MORBIDELLI	25.475	M.MARQUEZ	20.267	F.MORBIDELLI	24.728	J.MARTIN	20.433	5	P.ACOSTA	1'30.947	1'31.052 (4)
6	M.MARQUEZ	25.496	F.QUARTARARO	20.273	J.MARTIN	24.761	M.BEZZECCHI	20.434	6	E.BASTIANINI	1'30.949	1'30.985 (3)
7	E.BASTIANINI	25.526	B.BINDER	20.298	B.BINDER	24.776	E.BASTIANINI	20.454	7	M.MARQUEZ	1'31.019	1'31.130 (7)
8	R.FERNANDEZ	25.532	F.BAGNAIA	20.302	F.QUARTARARO	24.796	A.MARQUEZ	20.487	8	F.QUARTARAR	1'31.063	1'31.063 (5)
9	J.MARTIN	25.542	A.MARQUEZ	20.339	R.FERNANDEZ	24.796	M.VIÑALES	20.490	9	M.BEZZECCHI	1'31.133	1'31.133 (8)
10	A.MARQUEZ	25.577	J.ZARCO	20.368	A.ESPARGARO	24.823	B.BINDER	20.520	10	B.BINDER	1'31.243	1'31.302 (10)
11	B.BINDER	25.649	M.VIÑALES	20.371	P.ACOSTA	24.881	D.PEDROSA	20.535	11	R.FERNANDEZ	1'31.332	1'31.405 (11)
12	A.RINS	25.654	J.MILLER	20.383	M.MARQUEZ	24.909	M.OLIVEIRA	20.543	12	A.MARQUEZ	1'31.455	1'31.455 (12)
13	M.BEZZECCHI	25.670	D.PEDROSA	20.388	D.PEDROSA	24.935	F.QUARTARARO	20.549	13	D.PEDROSA	1'31.539	1'31.539 (13)
14	A.ESPARGARO	25.677	M.OLIVEIRA	20.419	J.MILLER	24.941	J.ZARCO	20.567	14	A.ESPARGAR	1'31.585	1'31.683 (14)
15	D.PEDROSA	25.681	R.FERNANDEZ	20.421	A.RINS	24.984	R.FERNANDEZ	20.583	15	J.ZARCO	1'31.720	1'31.979 (18)
16	J.ZARCO	25.686	M.BEZZECCHI	20.437	A.MARQUEZ	25.052	J.MILLER	20.603	16	J.MILLER	1'31.759	1'31.840 (15)
17	M.OLIVEIRA	25.688	A.ESPARGARO	20.454	T.NAKAGAMI	25.096	A.ESPARGARO	20.631	17	A.RINS	1'31.819	1'31.951 (16)
18	T.NAKAGAMI	25.803	A.RINS	20.533	J.ZARCO	25.099	A.RINS	20.648	18	M.OLIVEIRA	1'31.881	1'31.973 (17)
19	J.MILLER	25.832	T.NAKAGAMI	20.543	L.MARINI	25.110	T.NAKAGAMI	20.679	19	T.NAKAGAMI	1'32.121	1'32.305 (19)
20	J.MIR	25.884	J.MIR	20.559	M.OLIVEIRA	25.231	L.MARINI	20.728	20	L.MARINI	1'32.373	1'32.502 (20)
21	L.MARINI	25.939	L.MARINI	20.596	J.MIR	25.294	J.MIR	20.728	21	J.MIR	1'32.465	1'32.587 (21)
22	L.SAVADORI	26.223	L.SAVADORI	20.724	L.SAVADORI	25.440	L.SAVADORI	20.922	22	L.SAVADORI	1'33.309	1'33.312 (22)

These data/results cannot be reproduced, stored and/or transmitted in whole or in part by any manner of electronic, mechanical, photocopying, recording, broadcasting or otherwise now known or herein after developed without the previous express consent by the copyright owner, except for reproduction in daily press and regular printed publications on sale to the public within 60 days of the event related to those data/results and always provided that copyright symbol appears together as follows below.

© DORNA, 2024





4226 m.

## Misano MotoGP Official Test

### Session 3

### Fastest Laps Sequence

<i>Practice Time</i>	 <i>Rider</i>	<i>Nation</i>	<i>Motorcycle</i>	<i>Time</i>	<i>Km/h</i>	<i>Rider's Lap</i>
<b>4'03.525</b>	10 <b>Luca MARINI</b>	ITA	HONDA	<b>1'38.712</b>	154.1	2
<b>4'07.333</b>	21 <b>Franco MORBIDELLI</b>	ITA	DUCATI	<b>1'33.647</b>	162.4	2
<b>5'02.550</b>	89 <b>Jorge MARTIN</b>	SPA	DUCATI	<b>1'32.938</b>	163.6	2
<b>5'39.113</b>	21 <b>Franco MORBIDELLI</b>	ITA	DUCATI	<b>1'31.780</b>	165.7	3
<b>7'10.665</b>	21 <b>Franco MORBIDELLI</b>	ITA	DUCATI	<b>1'31.552</b>	166.1	4
<b>8'06.029</b>	89 <b>Jorge MARTIN</b>	SPA	DUCATI	<b>1'31.526</b>	166.2	4
<b>12'19.281</b>	1 <b>Francesco BAGNAIA</b>	ITA	DUCATI	<b>1'31.337</b>	166.5	4
<b>24'21.292</b>	89 <b>Jorge MARTIN</b>	SPA	DUCATI	<b>1'31.317</b>	166.6	10
<b>38'42.772</b>	23 <b>Enea BASTIANINI</b>	ITA	DUCATI	<b>1'31.116</b>	166.9	9
<b>40'13.757</b>	23 <b>Enea BASTIANINI</b>	ITA	DUCATI	<b>1'30.985</b>	167.2	10
<b>54'53.076</b>	1 <b>Francesco BAGNAIA</b>	ITA	DUCATI	<b>1'30.950</b>	167.2	11
<b>1:52'15.027</b>	1 <b>Francesco BAGNAIA</b>	ITA	DUCATI	<b>1'30.619</b>	167.8	20

These data/results cannot be reproduced, stored and/or transmitted in whole or in part by any manner of electronic, mechanical, photocopying, recording, broadcasting or otherwise now known or herein after developed without the previous express consent by the copyright owner, except for reproduction in daily press and regular printed publications on sale to the public within 60 days of the event related to those data/results and always provided that copyright symbol appears together as follows below.

© DORNA, 2024