


4226 m.

## Misano MotoGP Official Test

### Session 1

### Classification

3

	Rider	Nation	Team	Motorcycle	Time	Lap	Total	Gap	Top Speed
1	89 <b>Jorge MARTIN</b>	SPA	Prima Pramac Racing	DUCATI	<b>1'31.124</b>	29	32		<b>301.6</b>
2	31 <b>Pedro ACOSTA</b>	SPA	Red Bull GASGAS Tech3	KTM	<b>1'31.165</b>	29	29	0.041 0.041	<b>301.6</b>
3	21 <b>Franco MORBIDELLI</b>	ITA	Prima Pramac Racing	DUCATI	<b>1'31.480</b>	8	19	0.356 0.315	<b>302.5</b>
4	93 <b>Marc MARQUEZ</b>	SPA	Gresini Racing MotoGP	DUCATI	<b>1'31.514</b>	18	18	0.390 0.034	<b>298.3</b>
5	1 <b>Francesco BAGNAIA</b>	ITA	Ducati Lenovo Team	DUCATI	<b>1'31.582</b>	18	19	0.458 0.068	<b>300.0</b>
6	12 <b>Maverick VIÑALES</b>	SPA	Aprilia Racing	APRILIA	<b>1'31.608</b>	26	26	0.484 0.026	<b>299.1</b>
7	23 <b>Enea BASTIANINI</b>	ITA	Ducati Lenovo Team	DUCATI	<b>1'31.619</b>	20	20	0.495 0.011	<b>300.0</b>
8	73 <b>Alex MARQUEZ</b>	SPA	Gresini Racing MotoGP	DUCATI	<b>1'31.873</b>	11	16	0.749 0.254	<b>296.7</b>
9	72 <b>Marco BEZZECCHI</b>	ITA	Pertamina Enduro VR46 Racing Te	DUCATI	<b>1'31.927</b>	25	28	0.803 0.054	<b>300.0</b>
10	20 <b>Fabio QUARTARARO</b>	FRA	Monster Energy Yamaha MotoGP	YAMAHA	<b>1'31.940</b>	36	38	0.816 0.013	<b>296.7</b>
11	25 <b>Raul FERNANDEZ</b>	SPA	Trackhouse Racing	APRILIA	<b>1'31.996</b>	31	38	0.872 0.056	<b>299.1</b>
12	42 <b>Alex RINS</b>	SPA	Monster Energy Yamaha MotoGP	YAMAHA	<b>1'32.055</b>	24	35	0.931 0.059	<b>295.8</b>
13	33 <b>Brad BINDER</b>	RSA	Red Bull KTM Factory Racing	KTM	<b>1'32.170</b>	14	27	1.046 0.115	<b>299.1</b>
14	88 <b>Miguel OLIVEIRA</b>	POR	Trackhouse Racing	APRILIA	<b>1'32.182</b>	24	29	1.058 0.012	<b>301.6</b>
15	26 <b>Daniel PEDROSA</b>	SPA	Red Bull KTM Factory Racing	KTM	<b>1'32.297</b>	26	30	1.173 0.115	<b>302.5</b>
16	37 <b>Augusto FERNANDEZ</b>	SPA	Red Bull GASGAS Tech3	KTM	<b>1'32.492</b>	32	33	1.368 0.195	<b>297.5</b>
17	41 <b>Aleix ESPARGARO</b>	SPA	Aprilia Racing	APRILIA	<b>1'32.524</b>	12	20	1.400 0.032	<b>299.1</b>
18	5 <b>Johann ZARCO</b>	FRA	CASTROL Honda LCR	HONDA	<b>1'32.669</b>	27	30	1.545 0.145	<b>297.5</b>
19	10 <b>Luca MARINI</b>	ITA	Repsol Honda Team	HONDA	<b>1'32.814</b>	30	30	1.690 0.145	<b>297.5</b>
20	30 <b>Takaaki NAKAGAMI</b>	JPN	IDEMITSU Honda LCR	HONDA	<b>1'32.932</b>	24	31	1.808 0.118	<b>295.8</b>
21	36 <b>Joan MIR</b>	SPA	Repsol Honda Team	HONDA	<b>1'33.322</b>	17	26	2.198 0.390	<b>297.5</b>
22	32 <b>Lorenzo SAVADORI</b>	ITA	Aprilia Racing	APRILIA	<b>1'34.096</b>	14	22	2.972 0.774	<b>299.1</b>
23	6 <b>Stefan BRADL</b>	GER	HRC Test Team	HONDA	<b>1'34.590</b>	12	28	3.466 0.494	<b>295.8</b>
<b>Not classified</b>									
	43 <b>Jack MILLER</b>	AUS	Red Bull KTM Factory Racing	KTM					
	49 <b>Fabio DI GIANNANTONIO</b>	ITA	Pertamina Enduro VR46 Racing Te	DUCATI					

Practice condition: Dry

Air: 29°

Humidity: 47%

Ground: 33°

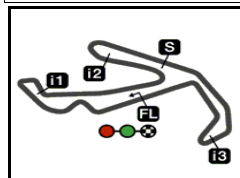
	Fastest Lap:	Lap: 29	Jorge MARTIN	1'31.124	166.9 Km/h
	Best Race Lap:	2024	Marc MARQUEZ	1'31.564	166.1 Km/h
	All-Time Lap Record:	2024	Francesco BAGNAIA	1'30.304	168.4 Km/h

The results are provisional until the end of the limit for protest and appeals.

Time limit for protest expires 60' after publication of the results - ..... Time: .....

These data/results cannot be reproduced, stored and/or transmitted in whole or in part by any manner of electronic, mechanical, photocopying, recording, broadcasting or otherwise now known or herein after developed without the previous express consent by the copyright owner, except for reproduction in daily press and regular printed publications on sale to the public within 60 days of the event related to those data/results and always provided that copyright symbol appears together as follows below.

© DORNA, 2024



4226 m.

## Misano MotoGP Official Test

### Session 1

### Top Speed & Average

4



Rider	Nation	Motorcycle	Top 5 speeds					Average	Top
21 <b>Franco MORBIDELLI</b>	ITA	DUCATI	302.5	300.8	300.8	300.0	299.1	299.9	<b>302.5</b>
26 <b>Daniel PEDROSA</b>	SPA	KTM	302.5	302.5	301.6	300.8	300.8	301.3	<b>302.5</b>
31 <b>Pedro ACOSTA</b>	SPA	KTM	301.6	300.8	300.8	300.8	299.1	299.9	<b>301.6</b>
88 <b>Miguel OLIVEIRA</b>	POR	APRILIA	301.6	300.0	300.0	300.0	300.0	300.3	<b>301.6</b>
89 <b>Jorge MARTIN</b>	SPA	DUCATI	301.6	300.8	300.8	300.8	300.8	301.0	<b>301.6</b>
1 <b>Francesco BAGNAIA</b>	ITA	DUCATI	300.0	299.1	299.1	299.1	299.1	299.2	<b>300.0</b>
23 <b>Enea BASTIANINI</b>	ITA	DUCATI	300.0	300.0	300.0	300.0	299.1	299.4	<b>300.0</b>
72 <b>Marco BEZZECCHI</b>	ITA	DUCATI	300.0	298.3	297.5	297.5	297.5	298.2	<b>300.0</b>
12 <b>Maverick VIÑALES</b>	SPA	APRILIA	299.1	299.1	299.1	299.1	298.3	298.7	<b>299.1</b>
25 <b>Raul FERNANDEZ</b>	SPA	APRILIA	299.1	298.3	297.5	296.7	296.7	297.4	<b>299.1</b>
32 <b>Lorenzo SAVADORI</b>	ITA	APRILIA	299.1	295.8	295.0	294.2	294.2	295.7	<b>299.1</b>
33 <b>Brad BINDER</b>	RSA	KTM	299.1	299.1	298.3	298.3	297.5	298.1	<b>299.1</b>
41 <b>Aleix ESPARGARO</b>	SPA	APRILIA	299.1	299.1	298.3	298.3	297.5	298.3	<b>299.1</b>
93 <b>Marc MARQUEZ</b>	SPA	DUCATI	298.3	296.7	296.7	296.7	295.0	296.4	<b>298.3</b>
5 <b>Johann ZARCO</b>	FRA	HONDA	297.5	297.5	297.5	297.5	296.7	297.1	<b>297.5</b>
10 <b>Luca MARINI</b>	ITA	HONDA	297.5	297.5	296.7	296.7	296.7	297.0	<b>297.5</b>
36 <b>Joan MIR</b>	SPA	HONDA	297.5	296.7	296.7	296.7	296.7	296.8	<b>297.5</b>
37 <b>Augusto FERNANDEZ</b>	SPA	KTM	297.5	297.5	296.7	295.8	295.8	296.4	<b>297.5</b>
20 <b>Fabio QUARTARARO</b>	FRA	YAMAHA	296.7	296.7	296.7	296.7	295.8	296.0	<b>296.7</b>
73 <b>Alex MARQUEZ</b>	SPA	DUCATI	296.7	296.7	295.8	295.8	295.8	296.1	<b>296.7</b>
6 <b>Stefan BRADL</b>	GER	HONDA	295.8	295.8	295.8	295.0	295.0	295.5	<b>295.8</b>
30 <b>Takaaki NAKAGAMI</b>	JPN	HONDA	295.8	295.0	295.0	295.0	294.2	294.9	<b>295.8</b>
42 <b>Alex RINS</b>	SPA	YAMAHA	295.8	295.8	295.0	295.0	295.0	295.1	<b>295.8</b>

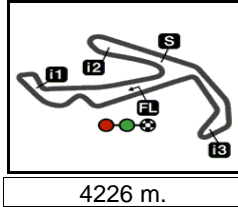
These data/results cannot be reproduced, stored and/or transmitted in whole or in part by any manner of electronic, mechanical, photocopying, recording, broadcasting or otherwise now known or herein after developed without the previous express consent by the copyright owner, except for reproduction in daily press and regular printed publications on sale to the public within 60 days of the event related to those data/results and always provided that copyright symbol appears together as follows below.

© DORNA, 2024

Official MotoGP Timing by TISSOT  
www.motogp.com



Misano Adriatico, Monday, September 09, 2024



4226 m.

## Misano MotoGP Official Test Session 1

### Chronological Analysis of Performances

5

\* Lap / Sector time cancelled

T1 Time from finish line to 1st intermediate

T3 Time from 2nd intermed. to 3rd intermed.

P Crossing the finish line in pit lane

T2 Time from 1st intermed. to 2nd intermed.

T4 Time from 3rd intermediate to finish line

Lap	Lap Time	T1	T2	T3	T4	Speed	Lap	Lap Time	T1	T2	T3	T4	Speed
<b>1st</b>	<b>89</b>	<b>Jorge MARTIN</b> Prima Pramac Racing SPA					10	<b>1'33.244</b>	26.031	20.861	25.102	21.250	300.8
		Runs=4	Total laps=32	Full laps=25	Valid laps=24		11	<b>1'32.795</b>	26.034	20.759	25.168	20.834	298.3
1	2:20'29.175	27.360	25.448	29.394	22.643	219.9	12	<b>1'32.884</b>	26.006	20.812	25.127	20.939	301.6
2	<b>1'37.079</b>	28.691	21.289	25.581	21.518	300.8	13	<b>1'34.345</b>	26.100	20.787	26.203	21.255	300.8
3	<b>1'34.282</b>	26.386	20.917	25.719	21.260	299.1	14	<b>1'28.067</b> P	26.016	20.769	24.999	16.283	298.3
4	<b>1'33.209</b>	26.290	20.845	25.096	20.978	297.5	15	<b>1'43.737</b>	33.352	22.488	26.374	21.523	295.0
5	<b>1'32.420</b>	26.002	20.674	24.888	20.856	300.0	16	<b>1'33.142</b>	26.358	20.822	25.152	20.810	296.7
6	<b>1'32.228</b>	25.974	20.643	24.898	20.713	300.0	17	<b>1'32.384</b>	25.990	20.636	25.013	20.745	298.3
7	<b>1'33.642</b> P	29.051	21.521	25.944	17.126	297.5	18	<b>1'32.261</b>	25.836	20.644	25.020	20.761	298.3
8	<b>1'41.025</b>	30.375	22.451	26.381	21.818	283.4	19	<b>1'32.044</b>	25.788	20.674	24.906	20.676	299.1
9	<b>1'33.782</b>	26.678	20.981	25.126	20.997	298.3	20	<b>1'33.288</b> P	28.59*	21.931	26.285	16.475	289.5
10	<b>1'32.227</b>	25.911	20.625	24.804	20.887	301.6	21	<b>1'39.930</b>	32.087	21.601	25.366	20.876	299.1
11	<b>1'31.987</b>	25.845	20.658	24.735	20.749	299.1	22	<b>1'32.010</b>	25.809	20.534	25.019	20.648	300.8
12	<b>1'31.650</b>	25.693	20.544	24.760	20.653	300.0	23	<b>1'31.616</b>	25.634	20.451	24.997	20.534	299.1
13	<b>1'34.123</b> P	28.844	21.643	26.091	17.545	293.4	24	<b>1'31.369</b>	25.592	20.342	24.950	20.485	298.3
14	<b>1'43.683</b>	31.328	22.386	27.956	22.013	223.6	25	<b>1'31.495</b>	25.698	20.350	24.856	20.591	299.1
15	<b>1'33.510</b>	26.406	20.897	25.272	20.935	300.0	26	<b>1'35.404</b> P	30.23*	21.536	27.375	16.259	297.5
16	<b>1'32.477</b>	26.070	20.601	24.974	20.832	300.0	27	<b>1'39.535</b>	29.135	22.967	26.220	21.213	295.8
17	<b>1'33.487</b>	25.912	21.299	25.215	21.061	299.1	28	<b>1'32.153</b>	26.047	20.477	25.024	20.605	298.3
18	<b>1'32.172</b>	25.865	20.596	24.995	20.716	300.8	29	<b>1'31.165</b>	25.631	20.286	24.835	20.413	299.1
19	<b>1'31.932</b>	25.866	20.547	24.919	20.600	298.3							
20	<b>1'31.694</b>	25.656	20.494	24.906	20.638	299.1	<b>3rd</b>	<b>21</b>	<b>Franco MORBIDELL</b> Prima Pramac Racing ITA				
21	<b>1'34.967</b> P	29.14*	21.414	26.521	17.884	291.1			Runs=4	Total laps=19	Full laps=12	Valid laps=12	
22	<b>1'40.461</b>	31.836	21.728	25.761	21.136	296.7	1	2:43'53.343	38.799	23.579	26.464	21.617	283.4
23	<b>1'32.540</b>	25.977	20.647	25.183	20.733	299.1	2	<b>1'33.864</b>	26.362	21.097	25.384	21.021	299.1
24	<b>1'31.888</b>	25.825	20.534	24.842	20.687	300.0	3	<b>1'32.867</b>	25.993	20.868	25.146	20.860	299.1
25	<b>1'36.572</b>	25.703	23.751	25.882	21.236	296.7	4	<b>1'31.694</b>	25.742	20.568	24.831	20.553	299.1
26	<b>1'31.815</b>	25.712	20.653	24.851	20.599	300.0	5	<b>1'35.898</b> P	28.203	23.334	28.000	16.361	239.4
27	<b>1'31.450</b>	25.613	20.422	24.835	20.580	300.0	6	<b>1'50.919</b>	38.681	24.603	26.318	21.317	294.2
28	<b>1'31.610</b>	25.638	20.550	24.785	20.637	300.0	7	<b>1'32.204</b>	25.929	20.708	24.868	20.699	298.3
29	<b>1'31.124</b>	25.607	20.348	24.692	20.477	299.1	8	<b>1'31.480</b>	25.719	20.508	24.737	20.516	300.8
30	<b>1'40.988</b> *	29.19*	25.219	25.366	21.213	300.8	9	<b>1'38.323</b>	25.789	24.891	26.855	20.788	276.9
31	<b>1'32.225</b>	25.916	20.545	24.917	20.847	300.8	10	<b>1'32.424</b> P	25.767	23.267	26.422	16.968	284.9
32	<b>1'32.010</b>	25.735	20.737	24.883	20.655	300.0	11	<b>1'48.308</b>	38.820	22.365	25.857	21.266	298.3
							12	<b>1'32.710</b>	26.013	20.837	25.036	20.824	298.3
							13	<b>1'32.207</b>	25.910	20.669	24.997	20.631	300.0
							14	<b>1'31.906</b>	25.759	20.525	24.979	20.643	300.8
							15	<b>1'36.069</b> P	29.259	23.753	26.342	16.715	291.1
							16	<b>1'49.766</b>	36.845	25.437	25.904	21.580	299.1
							17	<b>1'31.985</b>	25.942	20.585	24.875	20.583	302.5
							18	<b>1'31.573</b>	25.710	20.474	24.879	20.510	299.1
							19	<b>1'31.830</b>	25.770	20.664	24.855	20.541	299.1
								<b>PIT</b>	25.674	27.509	33.224	18.159	167.4

**Fastest Lap:** Jorge MARTIN Prima Pramac Racing SPA **1'31.124** 25.607 20.348 24.692 20.477

These data/results cannot be reproduced, stored and/or transmitted in whole or in part by any manner of electronic, mechanical, photocopying, recording, broadcasting or otherwise now known or herein after developed without the previous express consent by the copyright owner, except for reproduction in daily press and regular printed publications on sale to the public within 60 days of the event related to those data/results and always provided that copyright symbol appears together as follows below.  
© DORNA, 2024

# Session 1

# MotoGP

Lap	Lap Time	T1	T2	T3	T4	Speed	Lap	Lap Time	T1	T2	T3	T4	Speed		
<b>4th</b>	<b>93</b>	<b>Marc MARQUEZ</b>				Gresini Racing MotoGP SPA			10	<b>1'33.946</b>	26.465	21.207	25.282	20.992	297.5
		Runs=5	Total laps=18	Full laps=10	Valid laps=10		11	1'31.617 P	26.148	20.826	25.365	19.278	296.7		
1	2:37'22.666 P	33.269	27.897	30.936	16.618	177.9	12	1'41.870	34.015	21.589	25.262	21.004	296.7		
2	1'41.474	29.551	23.046	26.838	22.039	274.8	13	<b>1'33.056</b>	26.112	20.937	25.083	20.924	297.5		
3	<b>1'34.722</b>	26.923	21.011	25.598	21.190	296.7	14	<b>1'32.565</b>	25.939	20.735	25.077	20.814	295.8		
4	<b>1'32.763</b>	26.128	20.638	25.194	20.803	298.3	15	<b>1'32.526</b>	25.902	20.769	25.066	20.789	298.3		
5	<b>1'32.289</b>	25.911	20.553	25.229	20.596	296.7	16	1'32.766 P	28.145	21.505	25.938	17.178	295.0		
6	1'32.118 P	27.473	21.915	26.503	16.227	284.2	17	1'44.972	34.923	22.790	26.045	21.214	296.7		
7	1'43.032	31.778	22.961	26.790	21.503	278.3	18	<b>1'33.720</b>	26.331	21.106	25.274	21.009	297.5		
8	<b>1'34.200</b>	26.205	21.191	25.573	21.231	293.4	19	<b>1'33.299</b>	26.199	20.919	25.314	20.867	296.7		
9	<b>1'31.993</b>	25.708	20.530	25.180	20.575	295.0	20	<b>1'32.740</b>	26.163	20.783	25.088	20.706	296.7		
10	<b>1'33.272</b>	25.688	21.115	25.745	20.724	291.8	21	1'31.177 P	25.844	22.080	26.369	16.884	291.8		
11	1'27.591 P	25.633	20.486	25.721	15.751	296.7	22	1'42.721	34.499	21.448	25.618	21.156	299.1		
12	1'39.441	29.843	22.090	26.293	21.215	284.9	23	<b>1'36.424</b>	26.317	23.159	25.739	21.209	297.5		
13	<b>1'33.515</b>	26.287	20.857	25.358	21.013	294.2	24	<b>1'32.365</b>	25.973	20.781	24.902	20.709	297.5		
14	<b>1'32.500</b>	26.012	20.670	25.166	20.652	295.0	25	<b>1'32.789</b>	25.788	20.652	25.213	21.136	295.8		
15	1'32.434 P	27.194	21.867	26.107	17.266	291.1	26	1'31.608	25.553	20.528	24.917	20.610	297.5		
16	1'35.268	27.365	21.488	25.534	20.881	291.8		PIT	28.925	21.124	25.723	17.353	296.7		
17	<b>1'31.874</b>	25.801	20.470	25.088	20.515	293.4									
18	1'31.514	25.657	20.431	24.999	20.427	294.2									
	PIT	27.588	21.963	26.053	15.524	287.2									
<b>5th</b>	<b>1</b>	<b>Francesco BAGNAI</b>				Ducati Lenovo Team ITA									
		Runs=4	Total laps=19	Full laps=12	Valid laps=12										
1	2:20'54.176	36.078	26.582	29.762	24.725	209.7									
2	<b>1'37.065</b>	27.796	21.462	26.388	21.419	295.8									
3	<b>1'33.836</b>	26.479	20.982	25.403	20.972	298.3									
4	<b>1'32.495</b>	26.084	20.646	25.071	20.694	299.1									
5	1'32.054 P	28.18*	21.451	26.292	16.122	288.7									
6	1'47.054	34.645	22.677	27.891	21.841	262.1									
7	<b>1'34.084</b>	26.475	21.248	25.388	20.973	296.7									
8	<b>1'33.032</b>	26.163	20.706	25.229	20.934	299.1									
9	<b>1'32.438</b>	25.896	20.646	25.193	20.703	299.1									
10	1'33.606 P	29.28*	21.467	26.584	16.269	288.7									
11	1'45.424	35.998	21.778	26.515	21.133	284.9									
12	<b>1'32.129</b>	26.026	20.548	24.933	20.622	299.1									
13	<b>1'31.854</b>	25.785	20.553	24.941	20.575	298.3									
14	1'30.800 P	27.79*	21.240	25.847	15.919	295.0									
15	1'44.778	34.633	22.380	26.493	21.272	282.7									
16	<b>1'34.523</b>	27.279	20.914	25.379	20.951	299.1									
17	<b>1'31.909</b>	25.713	20.686	24.819	20.691	299.1									
18	1'31.582	25.645	20.514	24.850	20.573	300.0									
19	<b>1'31.685</b>	25.592	20.590	24.815	20.688	299.1									
	PIT	31.274	21.384	27.478	16.673	234.7									
<b>6th</b>	<b>12</b>	<b>Maverick VIÑALES</b>				Aprilia Racing SPA									
		Runs=6	Total laps=26	Full laps=15	Valid laps=15										
1	1:58'32.190	35.562	21.889	26.258	21.536	295.8									
2	<b>1'34.173</b>	26.608	21.035	25.447	21.083	299.1									
3	<b>1'32.731</b>	26.045	20.830	25.075	20.781	299.1									
4	<b>1'34.037</b>	25.983	21.678	25.480	20.896	298.3									
5	28'06.683 P	25.905	20.632			299.1									
6	1'47.255	35.358	22.985	27.011	21.901	294.2									
7	<b>1'36.272</b>	27.120	22.140	25.795	21.217	298.3									
8	1'29.525 P	26.249	20.928	25.705	16.643	298.3									
9	1'43.098	34.247	21.674	25.952	21.225	296.7									
<b>7th</b>	<b>23</b>	<b>Enea BASTIANINI</b>				Ducati Lenovo Team ITA									
		Runs=3	Total laps=20	Full laps=15	Valid laps=15										
1	2:24'20.889	36.298	25.120	28.768	22.358	242.6									
2	<b>1'34.884</b>	27.001	20.942	25.834	21.107	300.0									
3	<b>1'33.182</b>	26.190	21.073	25.135	20.784	299.1									
4	<b>1'32.836</b>	26.169	20.674	25.225	20.768	299.1									
5	<b>1'36.260</b>	26.107	22.912	26.173	21.068	299.1									
6	<b>1'32.475</b>	26.085	20.662	25.038	20.690	298.3									
7	<b>1'32.232</b>	25.927	20.583	25.045	20.677	300.0									
8	1'29.805 P	27.155	21.052	25.544	16.054	295.8									
9	1'44.569	34.561	22.464	26.254	21.290	293.4									
10	<b>1'33.356</b>	26.253	20.928	25.259	20.916	299.1									
11	<b>1'32.324</b>	25.984	20.573	25.071	20.696	298.3									
12	<b>1'32.480</b>	25.995	20.669	25.064	20.752	299.1									
13	<b>1'35.550</b>	25.939	20.665	27.553	21.393	299.1									
14	<b>1'32.030</b>	25.807	20.561	24.999	20.663	300.0									
15	1'29.947 P	27.268	21.230	25.651	15.798	295.8									
16	1'43.697	34.243	22.015	26.094	21.345	297.5									
17	<b>1'32.619</b>	26.178	20.744	24.988	20.709	300.0									
18	<b>1'32.226</b>	25.843	20.731	24.955	20.697	298.3									
19	<b>1'31.876</b>	25.759	20.613	24.893	20.611	299.1									
20	1'31.619	25.666	20.484	24.808	20.661	299.1									
	PIT	26.934	21.111	25.438	16.118	296.7									
<b>8th</b>	<b>73</b>	<b>Alex MARQUEZ</b>				Gresini Racing MotoGP SPA									
		Runs=3	Total laps=16	Full laps=11	Valid laps=11										
1	2:33'04.562	35.954	26.054	29.231	22.806	226.8									
2	<b>1'35.764</b>	27.398	21.346	25.665	21.355	293.4									
3	<b>1'33.434</b>	26.306	20.863	25.262	21.003	295.8									
4	<b>1'32.361</b>	25.901	20.663	25.100	20.697	294.2									
5	<b>1'32.306</b>	25.922	20.717	24.994	20.673	296.7									
6	1'30.956 P	28.84*	21.082	25.403	15.631	295.8									
7	1'48.541	35.422	22.343	27.319	23.457	255.9									
8	<b>1'35.939</b>	26.235	22.343	25.730	21.631	295.8									
9	<b>1'32.608</b>	25.941	20.646	25.221	20.800	295.8									
10	<b>1'36.001</b>	25.868	20.596	25.992	23.545	296.7									
11	1'31.873	25.741	20.566	24.891	20.675	295.0									

**Fastest Lap:** Jorge MARTIN Prima Pramac Racing SPA **1'31.124** 25.607 20.348 24.692 20.477

These data/results cannot be reproduced, stored and/or transmitted in whole or in part by any manner of electronic, mechanical, photocopying, recording, broadcasting or otherwise now known or herein after developed without the previous express consent by the copyright owner, except for reproduction in daily press and regular printed publications on sale to the public within 60 days of the event related to those data/results and always provided that copyright symbol appears together as follows below.  
© DORNA, 2024





# Session 1

# MotoGP

Lap	Lap Time	T1	T2	T3	T4	Speed	Lap	Lap Time	T1	T2	T3	T4	Speed
33	1'45.116	35.239	22.171	26.242	21.464	292.6	10	1'32.204	P 26.150	20.998	25.680	19.376	297.5
34	<b>1'34.309</b>	26.226	21.437	25.598	21.048	293.4	11	1'54.770	37.547	22.844	32.663	21.716	289.5
35	<b>1'33.368</b>	26.091	20.778	25.547	20.952	293.4	12	<b>1'34.488</b>	26.953	20.933	25.508	21.094	296.7
36	<b>1'33.492</b>	26.185	20.706	25.714	20.887	295.0	13	<b>1'32.920</b>	26.203	20.609	25.236	20.872	297.5
37	<b>1'34.236</b>	26.051	21.440	25.754	20.991	292.6	14	<b>1'32.170</b>	<b>25.922</b>	<b>20.585</b>	<b>24.961</b>	<b>20.702</b>	298.3
38	<b>1'33.385</b>	26.069	21.008	25.430	20.878	294.2	15	1'39.636	P 30.74*	25.013	26.255	17.619	296.7
<b>12th 42 Alex RINS</b> Monster Energy Yama SPA							<b>16</b> 1'50.869 38.453 23.310 27.016 22.090 292.6						
Runs=6 Total laps=35 Full laps=24 Valid laps=24							<b>17</b> <b>1'35.913</b> 27.330 21.521 25.865 21.197 294.2						
1	2:10'12.432	36.116	23.546	28.539	23.059	284.9	18	<b>1'36.215</b>	26.261	20.796	26.936	22.222	276.9
2	<b>1'43.568</b>	28.024	26.281	27.223	22.040	288.0	19	<b>1'33.776</b>	26.218	21.273	25.355	20.930	296.7
3	<b>1'36.293</b>	27.256	21.506	26.120	21.411	292.6	20	<b>1'33.146</b>	26.268	20.667	25.332	20.879	299.1
4	<b>1'34.519</b>	26.694	21.069	25.634	21.122	294.2	21	<b>1'33.017</b>	25.963	20.629	25.413	21.012	298.3
5	1'32.507	P 26.225	20.990	25.761	19.531	294.2	22	1'35.018	P 26.123	24.296	26.694	17.905	294.2
6	1'46.737	34.716	23.349	26.904	21.768	291.8	23	1'57.740	39.330	26.516	30.159	21.735	231.7
7	<b>1'34.282</b>	26.636	20.994	25.604	21.048	295.0	24	<b>1'42.331</b>	26.732	20.927	33.283	21.389	285.7
8	<b>1'37.746</b>	26.126	23.870	26.374	21.376	289.5	25	<b>1'33.349</b>	26.209	20.801	25.495	20.844	293.4
9	<b>1'33.446</b>	26.174	20.949	25.379	20.944	295.0	26	<b>1'32.869</b>	25.934	20.636	25.468	20.831	296.7
10	1'35.911	P 29.117	22.300	27.050	17.444	289.5	27	<b>1'32.599</b>	25.942	20.671	25.261	20.725	295.0
11	1'45.364	34.375	23.380	26.256	21.353	292.6	<b>PIT</b> 33.706 21.071 26.353 18.620 279.0						
12	<b>1'34.035</b>	26.556	21.130	25.358	20.991	295.0	<b>14th 88 Miguel OLIVEIRA</b> Trackhouse Racing POR						
13	<b>1'32.828</b>	26.004	20.918	25.087	20.819	295.8	Runs=7 Total laps=29 Full laps=16 Valid laps=16						
14	<b>1'35.086</b>	27.866	20.955	25.342	20.923	295.0	1	2:03'36.933	36.477	22.985	27.161	22.595	295.0
15	<b>1'32.672</b>	25.885	20.845	25.110	20.832	295.0	2	<b>1'37.765</b>	27.222	21.296	27.006	22.241	300.0
16	<b>1'32.642</b>	25.867	20.841	25.137	20.797	293.4	3	<b>1'34.424</b>	26.285	21.468	25.356	21.315	300.0
17	1'35.866	P 31.18*	21.874	26.709	16.100	286.4	4	1'34.063	P 28.499	22.379	26.781	16.404	287.2
18	1'46.818	36.720	22.308	26.419	21.371	291.8	5	1'48.021	36.881	21.796	27.486	21.858	240.0
19	<b>1'33.894</b>	26.277	21.062	25.597	20.958	295.0	6	<b>1'33.343</b>	26.297	20.893	25.243	20.910	301.6
20	<b>1'32.508</b>	25.794	20.830	25.120	20.764	295.0	7	<b>1'32.794</b>	26.067	20.735	25.255	20.737	298.3
21	<b>1'32.324</b>	25.819	20.746	25.026	20.733	295.0	8	1'32.648	P 28.06*	21.749	26.509	16.327	291.1
22	<b>1'36.772</b>	25.777	20.738	27.856	22.401	295.0	9	1'45.972	35.828	22.010	26.715	21.419	291.8
23	<b>1'34.870</b>	27.050	20.961	25.841	21.018	291.1	10	<b>1'35.068</b>	26.347	20.795	25.918	22.008	300.0
24	<b>1'32.055</b>	25.773	20.670	24.946	20.666	294.2	11	<b>1'33.050</b>	26.112	20.776	25.324	20.838	297.5
25	1'35.177	P 30.26*	22.203	26.479	16.229	288.7	12	1'34.336	P 29.97*	21.489	26.413	16.464	291.8
26	1'43.235	34.265	21.803	25.976	21.191	292.6	13	1'44.405	35.147	21.823	26.195	21.240	296.7
27	<b>1'32.596</b>	25.863	20.813	25.120	20.800	292.6	14	<b>1'33.206</b>	26.234	20.870	25.337	20.765	298.3
28	<b>1'32.484</b>	25.776	20.768	25.165	20.775	295.8	15	<b>1'32.883</b>	26.103	20.726	25.264	20.790	299.1
29	<b>1'32.410</b>	25.751	20.762	25.129	20.768	293.4	16	<b>1'32.912</b>	25.997	20.684	25.453	20.778	300.0
30	1'33.181	P 28.41*	21.782	26.412	16.569	290.3	17	1'34.521	P 28.69*	22.054	27.253	16.520	281.2
31	1'39.743	30.826	21.707	26.001	21.209	290.3	18	1'44.315	35.199	21.793	26.162	21.161	295.8
32	<b>1'32.716</b>	26.025	20.898	25.057	20.736	292.6	19	<b>1'33.296</b>	26.318	20.731	25.475	20.772	295.0
33	<b>1'32.385</b>	25.844	20.706	25.140	20.695	293.4	20	1'33.057	P 28.42*	21.212	26.976	16.445	289.5
34	<b>1'32.499</b>	25.761	20.795	25.158	20.785	295.0	21	1'44.531	35.249	21.959	26.094	21.229	298.3
35	<b>1'33.340</b>	25.772	21.249	25.428	20.891	295.0	22	<b>1'32.769</b>	26.138	20.630	25.357	20.644	297.5
<b>13th 33 Brad BINDER</b> Red Bull KTM Factory RSA							<b>23</b> <b>1'32.277</b> 25.931 20.526 25.287 20.533 295.8						
Runs=5 Total laps=27 Full laps=18 Valid laps=18							<b>24</b> <b>1'32.182</b> 25.896 20.498 25.227 20.561 297.5						
1	1:35'34.735	38.095	23.223	28.558	23.413	291.1	25	1'33.856	P 28.57*	21.934	26.818	16.529	274.8
2	<b>1'38.980</b>	28.595	22.038	26.415	21.932	292.6	26	1'44.480	35.420	21.577	26.189	21.294	294.2
3	<b>1'34.449</b>	26.867	21.005	25.361	21.216	297.5	27	<b>1'32.678</b>	26.061	20.593	25.321	20.703	296.7
4	<b>1'33.763</b>	26.417	20.841	25.390	21.115	296.7	28	<b>1'32.547</b>	25.979	20.520	25.418	20.630	296.7
5	1'36.084	P 26.366	24.695	26.837	18.186	288.7	29	<b>1'32.527</b>	25.946	20.498	25.441	20.642	297.5
6	1'46.323	34.894	22.698	26.660	22.071	293.4	<b>PIT</b> 29.505 22.096 27.654 17.196 269.3						
7	<b>1'35.889</b>	27.817	21.228	25.655	21.189	295.8	<b>15th 26 Daniel PEDROSA</b> Red Bull KTM Factory SPA						
8	<b>1'33.367</b>	26.298	20.869	25.240	20.960	297.5	Runs=6 Total laps=30 Full laps=20 Valid laps=19						
9	<b>1'33.421</b>	26.226	20.769	25.330	21.096	299.1	1	1:25'05.368	P 37.188	24.974	29.972	17.624	264.7

**Fastest Lap:** Jorge MARTIN Prima Pramac Racing SPA **1'31.124** 25.607 20.348 24.692 20.477

These data/results cannot be reproduced, stored and/or transmitted in whole or in part by any manner of electronic, mechanical, photocopying, recording, broadcasting or otherwise now known or herein after developed without the previous express consent by the copyright owner, except for reproduction in daily press and regular printed publications on sale to the public within 60 days of the event related to those data/results and always provided that copyright symbol appears together as follows below.  
© DORNA, 2024

# Session 1

# MotoGP

Lap	Lap Time	T1	T2	T3	T4	Speed	Lap	Lap Time	T1	T2	T3	T4	Speed
2	1'52.605	36.932	24.133	28.683	22.857	274.8	25	1'33.015	26.079	20.694	25.410	20.832	296.7
3	1'38.525	28.014	21.826	26.653	22.032	298.3	26	1'32.863	26.025	20.701	25.382	20.755	295.0
4	1'36.458	27.027	21.543	26.131	21.757	300.8	27	1'37.067 P	30.31*	22.948	27.242	16.564	282.7
5	1'36.122	26.932	21.426	26.146	21.618	299.1	28	1'41.230	28.961	21.854	26.729	23.686	287.2
6	1'34.590	26.575	21.005	25.837	21.173	300.8	29	1'36.181	27.838	21.780	25.708	20.855	291.8
7	1'37.316 P	31.21*	22.536	27.412	16.151	273.4	30	1'32.777	25.971	20.670	25.490	20.646	290.3
8	1'45.781	34.871	22.269	26.759	21.882	294.2	31	1'32.704	25.936	20.537	25.499	20.732	291.8
9	1'35.916	27.009	21.311	25.997	21.599	297.5	32	1'32.492	25.794	20.503	25.476	20.719	291.1
10	1'34.737	26.530	21.141	25.750	21.316	300.0	33	1'38.071	25.928	22.661	28.608	20.874	240.0
11	1'33.431	26.146	20.819	25.406	21.060	302.5	<b>17th 41 Aleix ESPARGARO</b> Aprilia Racing SPA						
12	1'33.094	25.916	20.867	25.397	20.914	300.0	Runs=5 Total laps=20 Full laps=11 Valid laps=11						
13	1'35.230 P	29.99*	22.466	26.992	15.776	266.6	1	2:05'52.961	28.997	22.962	27.419	22.691	295.0
14	1'48.532	37.663	23.103	26.159	21.607	295.8	2	1'36.484	27.353	21.599	25.854	21.678	295.0
15	1'34.503	26.485	21.077	25.710	21.231	300.0	3	1'31.818 P	27.262	21.344	25.916	17.296	295.0
16	1'33.292	26.071	20.958	25.272	20.991	299.1	4	1'37.609	27.151	22.427	26.191	21.840	294.2
17	1'32.942	25.915	20.871	25.317	20.839	301.6	5	1'34.935	26.534	21.381	25.672	21.348	298.3
18	1'32.413	25.832	20.772	25.128	20.681	300.8	6	1'33.880	26.290	21.061	25.347	21.182	298.3
19	1'32.215 P	27.753	22.015	27.126	15.321	274.1	7	1'33.338	26.219	20.932	25.221	20.966	297.5
20	1'45.717	33.386	22.072	26.077	24.182	296.7	8	1'37.441 P	29.06*	23.331	27.821	17.228	274.8
21	1'33.906	26.469	21.038	25.394	21.005	300.8	9	1'36.626	27.015	22.024	25.898	21.689	296.7
22	1'32.449	25.828	20.819	24.996	20.806	300.8	10	1'33.893	26.383	21.118	25.269	21.123	299.1
23	1'44.265 *	31.17*	21.946	26.674	24.471	291.1	11	1'33.188	26.125	20.990	25.057	21.016	297.5
24	1'43.334	25.983	25.816	28.561	22.974	252.9	12	1'32.524	25.856	20.801	25.018	20.849	296.7
25	1'33.076	26.128	20.861	25.324	20.763	299.1	13	1'37.197 P	28.20*	24.092	27.422	17.482	260.8
26	1'32.297	25.770	20.647	25.203	20.677	302.5	14	1'37.544	28.298	21.968	25.737	21.541	296.7
27	1'32.523 P	28.236	22.631	26.362	15.294	291.8	15	1'38.332	26.375	24.645	25.653	21.659	295.8
28	1'43.905	33.349	21.645	26.151	22.760	295.8	16	1'33.035	26.035	20.901	25.255	20.844	299.1
29	1'34.979	26.165	21.239	25.606	21.969	291.8	17	1'32.696	25.991	20.769	25.066	20.870	296.7
30	1'33.082	25.869	20.979	25.364	20.870	300.0	18	1'35.346 P	29.05*	23.448	26.077	16.762	294.2
<b>16th 37 Augusto FERNAND</b> Red Bull GASGAS Te SPA							Runs=5 Total laps=33 Full laps=24 Valid laps=24						
1	1:34'28.505	36.358	23.001	27.343	22.496	284.9	19	1'36.622	26.622	21.795	26.427	21.778	292.6
2	1'37.328	27.445	21.707	26.499	21.677	291.8	20	1'35.637	26.393	21.320	26.120	21.804	288.0
3	1'35.274	26.677	21.208	26.082	21.307	292.6	<b>PIT</b> 33.000 22.537 28.143 17.270 251.7						
4	1'34.603	26.487	21.180	25.701	21.235	291.8	<b>18th 5 Johann ZARCO</b> CASTROL Honda LC FRA						
5	1'34.014	26.264	21.016	25.609	21.125	292.6	Runs=7 Total laps=30 Full laps=17 Valid laps=17						
6	1'34.025	26.286	20.942	25.657	21.140	295.0	1	1:42'42.740	35.881	23.214	26.957	22.870	289.5
7	1'38.840 P	31.78*	22.732	27.332	16.996	273.4	2	1'36.512	27.498	21.519	25.967	21.528	294.2
8	1'39.996	28.327	22.535	27.295	21.839	284.9	3	1'34.484	26.557	21.207	25.616	21.104	296.7
9	1'34.879	26.756	21.131	25.754	21.238	295.8	4	1'32.526 P	26.415	21.189	26.408	18.514	293.4
10	1'33.484	26.179	20.874	25.533	20.898	297.5	5	1'43.990	34.042	21.778	26.627	21.543	295.0
11	1'33.616	26.137	20.816	25.723	20.940	291.1	6	1'34.182	26.421	21.083	25.699	20.979	296.7
12	1'33.240	26.068	20.833	25.454	20.885	295.0	7	1'33.797	26.368	20.943	25.481	21.005	297.5
13	1'35.357 P	30.66*	21.461	27.392	15.843	273.4	8	1'32.270 P	26.387	21.182	26.572	18.129	295.8
14	1'45.764	34.374	22.828	26.933	21.629	291.1	9	1'44.611	34.700	21.996	26.460	21.455	293.4
15	1'36.966	26.621	21.056	26.134	23.155	295.8	10	1'33.586	26.329	20.883	25.338	21.036	295.8
16	1'34.338	26.250	21.693	25.476	20.919	297.5	11	1'38.600	26.155	20.857	29.208	22.380	276.2
17	1'33.052	26.070	20.770	25.352	20.860	295.0	12	1'33.591	26.214	20.838	25.461	21.078	292.6
18	1'33.209	26.012	20.737	25.613	20.847	295.8	13	1'33.183	26.140	20.670	25.333	21.040	297.5
19	1'33.236	26.134	20.642	25.623	20.837	295.0	14	1'35.723 P	26.610	25.143	27.498	16.472	264.0
20	1'32.930	26.023	20.731	25.443	20.733	293.4	15	1'45.234	35.662	22.113	26.152	21.307	295.0
21	1'37.155 P	32.22*	22.764	26.096	16.066	291.1	16	1'34.144	26.395	21.013	25.619	21.117	295.8
22	1'55.251	37.345	22.173	33.858	21.875	136.5	17	1'33.294	26.007	20.785	25.512	20.990	297.5
23	1'33.904	26.571	20.896	25.511	20.926	295.8	18	1'29.925 P	26.097	20.776	25.466	17.586	294.2
24	1'32.935	26.009	20.772	25.436	20.718	295.0	19	1'43.829	34.577	21.844	26.073	21.335	289.5
							20	1'33.118	26.126	20.774	25.285	20.933	295.8

**Fastest Lap:** Jorge MARTIN Prima Pramac Racing SPA 1'31.124 25.607 20.348 24.692 20.477

These data/results cannot be reproduced, stored and/or transmitted in whole or in part by any manner of electronic, mechanical, photocopying, recording, broadcasting or otherwise now known or herein after developed without the previous express consent by the copyright owner, except for reproduction in daily press and regular printed publications on sale to the public within 60 days of the event related to those data/results and always provided that copyright symbol appears together as follows below.  
© DORNA, 2024

# Session 1

# MotoGP

Lap	Lap Time	T1	T2	T3	T4	Speed	Lap	Lap Time	T1	T2	T3	T4	Speed		
21	<b>1'32.678</b>	25.949	<b>20.604</b>	25.262	20.863	296.7	10	1'38.832	P	29.108	21.994	27.954	19.776	232.2	
22	1'38.672	P	29.56*	21.675	30.253	17.179	281.9	11	1'47.564		35.787	22.878	27.034	21.865	290.3
23	1'51.494		35.101	22.377	32.680	21.336	277.6	12	<b>1'35.966</b>		26.865	21.026	26.665	21.410	293.4
24	<b>1'33.767</b>		26.178	20.884	25.590	21.115	296.7	13	<b>1'33.711</b>		26.365	20.843	25.532	20.971	295.0
25	<b>1'32.800</b>		26.010	20.669	25.324	<b>20.797</b>	295.8	14	<b>1'33.454</b>		26.225	20.899	25.370	20.960	293.4
26	<b>1'32.725</b>		25.954	20.671	25.276	20.824	294.2	15	1'33.790	P	28.375	21.940	26.902	<b>16.573</b>	<b>284.2</b>
27	<b>1'32.669</b>		<b>25.922</b>	20.671	<b>25.207</b>	20.869	291.8	16	1'49.559		37.490	23.350	26.962	21.757	289.5
28	1'40.539	P	32.010	22.368	28.174	17.987	231.2	17	<b>1'35.130</b>		26.805	21.014	26.066	21.245	292.6
29	1'43.845		34.306	21.486	26.728	21.325	293.4	18	<b>1'35.963</b>		26.181	22.662	25.937	21.183	291.8
30	<b>1'35.909</b>		26.216	23.295	25.499	20.899	295.8	19	<b>1'33.385</b>		26.158	20.951	25.305	20.971	293.4
	PIT		26.147	20.751	28.458	20.248	297.5	20	1'37.789	P	30.013	23.183	27.527	<b>17.066</b>	<b>275.5</b>

**19th 10** **Luca MARINI** Repsol Honda Team ITA  
Runs=6 Total laps=30 Full laps=19 Valid laps=19

1	2:05'11.702		35.259	22.421	28.799	23.923	293.4
2	<b>1'37.378</b>		27.169	21.561	26.558	22.090	295.0
3	<b>1'36.196</b>		26.476	22.496	25.894	21.330	294.2
4	<b>1'33.959</b>		26.328	21.055	25.407	21.169	295.0
5	1'36.380	P	30.173	22.479	27.629	16.099	287.2
6	1'43.473		33.857	22.058	26.031	21.527	293.4
7	<b>1'37.156</b>		26.399	23.865	25.726	21.166	294.2
8	<b>1'33.295</b>		26.158	20.985	25.225	20.927	295.8
9	1'33.673	P	29.159	22.076	26.528	15.910	291.1
10	1'45.807		34.109	21.958	28.255	21.485	264.0
11	<b>1'33.482</b>		26.312	21.010	25.202	20.958	294.2
12	<b>1'35.578</b>		26.099	22.801	25.669	21.009	295.0
13	<b>1'32.820</b>		<b>25.970</b>	<b>20.841</b>	25.166	20.843	295.8
14	1'34.846	P	29.70*	22.312	26.484	16.343	292.6
15	1'45.526		34.199	23.472	26.258	21.597	295.0
16	<b>1'35.060</b>		26.224	22.020	25.596	21.220	293.4
17	<b>1'33.134</b>		26.038	20.947	25.275	20.874	295.0
18	<b>1'35.393</b>		26.026	21.942	26.208	21.217	291.1
19	<b>1'33.063</b>		26.038	20.973	25.181	20.871	295.0
20	1'45.764	P	34.38*	26.002	27.932	17.445	284.2
21	1'42.703		33.579	21.698	26.055	21.371	295.0
22	<b>1'34.495</b>		26.449	21.136	25.599	21.311	<b>297.5</b>
23	<b>1'34.266</b>		26.139	21.084	25.526	21.517	297.5
24	<b>1'34.364</b>		26.124	21.160	25.834	21.246	296.7
25	<b>1'33.462</b>		26.109	21.062	25.354	20.937	296.7
26	1'43.796	P	33.48*	26.212	27.768	16.334	287.2
27	1'48.696		38.566	22.873	25.972	21.285	295.0
28	<b>1'33.204</b>		26.033	21.024	25.149	20.998	295.8
29	<b>1'37.284</b>		26.029	24.354	25.886	21.015	295.8
30	<b>1'32.814</b>		25.986	20.917	<b>25.071</b>	<b>20.840</b>	296.7

**20th 30** **Takaaki NAKAGAMI** IDEMITSU Honda LC JPN  
Runs=6 Total laps=31 Full laps=20 Valid laps=19

1	2:10'38.545		36.759	24.658	28.109	23.385	282.7
2	<b>1'39.189</b>		28.991	21.745	26.646	21.807	288.7
3	<b>1'35.380</b>		26.649	21.285	26.146	21.300	292.6
4	<b>1'34.270</b>		26.372	21.305	25.610	20.983	292.6
5	1'35.163	P	28.987	22.186	26.757	17.233	284.9
6	1'53.070		38.250	25.802	26.905	22.113	289.5
7	<b>1'35.533</b>		27.064	21.244	25.916	21.309	291.8
8	<b>1'34.983</b>		26.407	21.612	25.753	21.211	293.4
9	<b>1'34.111</b>		26.331	20.980	25.698	21.102	293.4

21	1'45.070		34.586	22.456	26.493	21.535	291.1
22	<b>1'34.539</b>		26.296	21.642	25.530	21.071	293.4
23	<b>1'33.153</b>		26.114	20.941	25.255	20.843	295.0
24	<b>1'32.932</b>		<b>26.057</b>	20.859	25.221	<b>20.795</b>	<b>295.8</b>
25	1'35.217	P	29.564	22.100	26.593	16.960	293.4
26	1'48.297		35.685	22.932	26.967	22.713	291.8
27	<b>1'41.194</b>		27.019	21.754	30.682	21.739	157.4
28	<b>1'38.470</b>		26.329	21.030	26.099	25.012	295.0
29	<b>1'33.140</b>		26.213	20.743	25.300	20.884	294.2
30	1'39.960	*	30.76*	21.889	26.131	21.171	293.4
31	<b>1'33.549</b>		26.219	<b>20.727</b>	<b>25.196</b>	21.407	294.2
	PIT		35.463	23.435	30.496	18.094	192.1

**21st 36** **Joan MIR** Repsol Honda Team SPA  
Runs=5 Total laps=26 Full laps=17 Valid laps=17

1	1:56'15.847		35.077	22.965	26.849	23.851	293.4
2	<b>1'37.846</b>		27.693	22.067	26.279	21.807	293.4
3	<b>1'35.333</b>		26.873	21.175	25.925	21.360	295.8
4	<b>1'34.655</b>		26.593	21.195	25.645	21.222	<b>297.5</b>
5	<b>1'34.113</b>		26.348	20.981	25.625	21.159	295.8
6	1'37.249	P	28.813	23.163	27.318	17.955	287.2
7	1'49.817		39.292	22.748	26.087	21.690	294.2
8	<b>1'35.162</b>		26.903	21.196	25.757	21.306	296.7
9	<b>1'34.620</b>		26.529	21.100	25.777	21.214	296.7
10	<b>1'34.223</b>		26.451	20.923	25.773	21.076	296.7
11	<b>1'34.083</b>		26.398	20.858	25.612	21.215	296.7
12	1'39.485	P	28.344	23.526	28.828	18.787	282.7
13	1'44.111		34.468	21.973	26.112	21.558	295.0
14	<b>1'34.456</b>		26.657	21.088	25.612	21.099	295.8
15	<b>1'33.753</b>		26.339	20.889	25.541	20.984	296.7
16	<b>1'33.606</b>		<b>26.089</b>	20.927	25.556	21.034	294.2
17	<b>1'33.322</b>		26.110	<b>20.853</b>	<b>25.333</b>	21.026	295.8
18	1'37.911	P	31.088	23.217	26.476	17.130	289.5
19	1'43.843		34.122	22.192	26.145	21.384	285.7
20	<b>1'34.159</b>		26.497	21.081	25.443	21.138	288.0
21	<b>1'33.499</b>		26.212	20.924	25.431	<b>20.932</b>	288.0
22	<b>1'33.588</b>		26.166	21.095	25.334	20.993	290.3
23	<b>1'33.514</b>		26.193	20.958	25.347	21.016	289.5
24	1'38.366	P	30.868	23.081	27.331	17.086	281.9
25	1'45.577		35.363	22.169	26.574	21.471	293.4
26	<b>1'35.992</b>		26.468	22.616	25.826	21.082	295.0

**22nd 32** **Lorenzo SAVADORI** Aprilia Racing ITA  
Runs=5 Total laps=22 Full laps=14 Valid laps=14

1	1:42'44.699		37.861	25.944	28.249	23.022	293.4
---	-------------	--	--------	--------	--------	--------	-------

**Fastest Lap:** Jorge MARTIN Prima Pramac Racing SPA **1'31.124** 25.607 20.348 24.692 20.477

These data/results cannot be reproduced, stored and/or transmitted in whole or in part by any manner of electronic, mechanical, photocopying, recording, broadcasting or otherwise now known or herein after developed without the previous express consent by the copyright owner, except for reproduction in daily press and regular printed publications on sale to the public within 60 days of the event related to those data/results and always provided that copyright symbol appears together as follows below.  
© DORNA, 2024



# Session 1

MotoGP

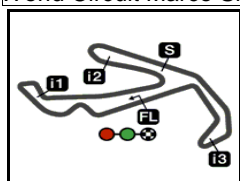
Lap	Lap Time		T1	T2	T3	T4	Speed	Lap	Lap Time	T1	T2	T3	T4	Speed
2	1'35.447	P	28.396	22.693	26.829	17.529	293.4							
3	1'56.273		41.361	24.315	27.629	22.968	291.1							
4	<b>1'37.177</b>		27.711	21.644	26.211	21.611	294.2							
5	<b>1'35.136</b>		26.631	21.459	25.717	21.329	295.0							
6	<b>1'40.269</b>		26.683	24.971	26.867	21.748	292.6							
7	<b>1'36.875</b>		27.123	21.558	26.507	21.687	292.6							
8	1'32.961	P	27.137	21.540	27.176	17.108	293.4							
9	1'53.730	P	38.528	29.423	28.821	16.958	284.9							
10	1'48.439		37.449	22.344	26.691	21.955	293.4							
11	<b>1'35.813</b>		26.998	21.550	25.762	21.503	295.8							
12	<b>1'34.681</b>		26.550	21.198	25.714	21.219	293.4							
13	<b>1'39.127</b>		26.417	21.076	28.533	23.101	299.1							
14	<b>1'34.096</b>		26.417	21.003	25.553	21.123	292.6							
15	<b>1'36.163</b>		26.923	21.318	26.391	21.531	289.5							
16	1'33.919	P	29.023	22.133	26.485	16.278	293.4							
17	1'52.853		40.663	22.933	27.117	22.140	287.2							
18	<b>1'36.148</b>		27.048	21.469	26.082	21.549	293.4							
19	<b>1'44.527</b>		26.568	21.826	26.893	29.240	292.6							
20	<b>1'35.407</b>		26.980	21.274	25.824	21.329	294.2							
21	<b>1'34.752</b>		26.628	21.202	25.705	21.217	291.8							
22	<b>1'37.683</b>		26.588	23.670	26.082	21.343	292.6							
	PIT		29.196	22.516	27.634	16.475	286.4							

**23rd** **6** **Stefan BRADL** HRC Test Team GER  
 Runs=5 Total laps=28 Full laps=19 Valid laps=18

1	1:48'46.978		39.364	23.323	27.611	22.893	284.9							
2	<b>1'37.226</b>		27.585	21.580	26.354	21.707	291.8							
3	<b>1'35.595</b>		26.768	21.309	26.076	21.442	294.2							
4	<b>1'35.960</b>		26.810	21.285	26.450	21.415	291.1							
5	<b>1'36.528</b>		27.153	21.466	26.309	21.600	293.4							
6	<b>1'35.356</b>		26.844	21.087	26.180	21.245	294.2							
7	<b>1'35.734</b>		27.189	21.150	26.126	21.269	294.2							
8	1'43.318	P	37.32*	22.291	27.228	16.472	290.3							
9	1'45.559		35.102	22.103	26.800	21.554	293.4							
10	<b>1'35.432</b>		26.738	21.362	26.009	21.323	294.2							
11	<b>1'34.796</b>		26.587	21.190	25.864	21.155	295.8							
12	<b>1'34.590</b>		26.499	21.029	25.847	21.215	295.8							
13	<b>1'40.750</b>		29.744	22.318	27.018	21.670	294.2							
14	<b>1'34.607</b>		26.585	20.998	25.798	21.226	295.0							
15	1'36.631	P	30.09*	22.002	27.322	17.216	284.2							
16	1'57.664		38.323	24.527	27.096	27.718	291.1							
17	<b>1'35.475</b>		26.914	21.282	26.042	21.237	295.0							
18	<b>1'34.864</b>		26.629	21.006	25.938	21.291	295.8							
19	<b>1'37.298</b>		26.633	21.591	27.589	21.485	288.7							
20	<b>1'34.905</b>		26.715	21.041	26.006	21.143	294.2							
21	1'37.963	P	31.71*	22.124	27.175	16.952	286.4							
22	1'47.395		35.499	22.728	27.253	21.915	285.7							
23	1'40.723	*	30.98*	21.385	26.706	21.647	292.6							
24	1'31.455	P	27.030	21.085	27.264	16.076	285.7							
25	1'44.729		34.499	21.982	26.761	21.487	291.8							
26	<b>1'35.442</b>		26.923	21.117	26.148	21.254	293.4							
27	<b>1'35.443</b>		26.663	21.223	26.209	21.348	293.4							
28	<b>1'35.475</b>		26.735	21.122	26.210	21.408	294.2							

**Fastest Lap:** Jorge MARTIN Prima Pramac Racing SPA **1'31.124** 25.607 20.348 24.692 20.477

These data/results cannot be reproduced, stored and/or transmitted in whole or in part by any manner of electronic, mechanical, photocopying, recording, broadcasting or otherwise now known or herein after developed without the previous express consent by the copyright owner, except for reproduction in daily press and regular printed publications on sale to the public within 60 days of the event related to those data/results and always provided that copyright symbol appears together as follows below.  
 © DORNA, 2024



4226 m.

## Misano MotoGP Official Test

## Session 1

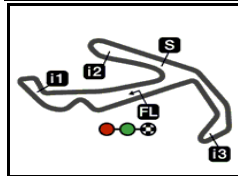
## Best Partial Times

MotoGP™

*IT* Ideal Lap Time, sum of the best partial times*BT* Best Lap Time

<i>T1</i>		<i>T2</i>		<i>T3</i>		<i>T4</i>				<i>IT</i>	<i>BT</i>	
<i>Pos</i>	<i>Rider</i>	<i>Time</i>	<i>Rider</i>	<i>Time</i>	<i>Rider</i>	<i>Time</i>	<i>Rider</i>	<i>Time</i>	<i>Pos</i>	<i>Rider</i>	<i>IT</i>	<i>BT</i>
1	M.VIÑALES	25.553	P.ACOSTA	20.286	J.MARTIN	24.692	P.ACOSTA	20.413	1	J.MARTIN	1'31.124	1'31.124 (1)
2	F.BAGNAIA	<b>25.592</b>	J.MARTIN	<b>20.348</b>	F.MORBIDELLI	<b>24.737</b>	M.MARQUEZ	<b>20.427</b>	2	P.ACOSTA	1'31.126	1'31.165 (2)
3	P.ACOSTA	25.592	M.MARQUEZ	20.431	M.BEZZECCHI	24.798	J.MARTIN	20.477	3	F.MORBIDELLI	1'31.395	1'31.480 (3)
4	J.MARTIN	<b>25.607</b>	F.MORBIDELLI	<b>20.474</b>	E.BASTIANINI	<b>24.808</b>	F.MORBIDELLI	<b>20.510</b>	4	M.MARQUEZ	1'31.490	1'31.514 (4)
5	M.MARQUEZ	25.633	E.BASTIANINI	20.484	F.BAGNAIA	24.815	M.OLIVEIRA	20.533	5	F.BAGNAIA	1'31.494	1'31.582 (5)
6	E.BASTIANINI	<b>25.666</b>	M.OLIVEIRA	<b>20.498</b>	P.ACOSTA	<b>24.835</b>	F.BAGNAIA	<b>20.573</b>	6	E.BASTIANINI	1'31.569	1'31.619 (7)
7	F.MORBIDELLI	25.674	A.FERNANDEZ	20.503	A.MARQUEZ	24.891	M.VIÑALES	20.610	7	M.VIÑALES	1'31.593	1'31.608 (6)
8	F.QUARTARARO	<b>25.710</b>	F.BAGNAIA	<b>20.514</b>	M.VIÑALES	<b>24.902</b>	E.BASTIANINI	<b>20.611</b>	8	M.BEZZECCHI	1'31.795	1'31.927 (9)
9	R.FERNANDEZ	25.737	M.BEZZECCHI	20.527	R.FERNANDEZ	24.927	A.FERNANDEZ	20.646	9	R.FERNANDEZ	1'31.869	1'31.996 (11)
10	A.MARQUEZ	<b>25.741</b>	M.VIÑALES	<b>20.528</b>	A.RINS	<b>24.946</b>	F.QUARTARARO	<b>20.657</b>	10	A.MARQUEZ	1'31.871	1'31.873 (8)
11	A.RINS	25.751	F.QUARTARARO	20.538	B.BINDER	24.961	R.FERNANDEZ	20.660	11	F.QUARTARARO	1'31.888	1'31.940 (10)
12	D.PEDROSA	<b>25.770</b>	R.FERNANDEZ	<b>20.545</b>	F.QUARTARARO	<b>24.983</b>	A.RINS	<b>20.666</b>	12	A.RINS	1'32.033	1'32.055 (12)
13	M.BEZZECCHI	25.774	A.MARQUEZ	20.566	D.PEDROSA	24.996	A.MARQUEZ	20.673	13	D.PEDROSA	1'32.090	1'32.297 (15)
14	A.FERNANDEZ	<b>25.794</b>	B.BINDER	<b>20.585</b>	M.MARQUEZ	<b>24.999</b>	D.PEDROSA	<b>20.677</b>	14	M.OLIVEIRA	1'32.154	1'32.182 (14)
15	ESPARGARO	25.856	J.ZARCO	20.604	A.ESPARGARO	25.018	M.BEZZECCHI	20.696	15	B.BINDER	1'32.170	1'32.170 (13)
16	M.OLIVEIRA	<b>25.896</b>	D.PEDROSA	<b>20.647</b>	L.MARINI	<b>25.071</b>	B.BINDER	<b>20.702</b>	16	A.FERNANDEZ	1'32.295	1'32.492 (16)
17	J.ZARCO	25.922	A.RINS	20.670	T.NAKAGAMI	25.196	T.NAKAGAMI	20.795	17	A.ESPARGARO	1'32.487	1'32.524 (17)
18	B.BINDER	<b>25.922</b>	T.NAKAGAMI	<b>20.727</b>	J.ZARCO	<b>25.207</b>	J.ZARCO	<b>20.797</b>	18	J.ZARCO	1'32.530	1'32.669 (18)
19	L.MARINI	25.970	A.ESPARGARO	20.769	M.OLIVEIRA	25.227	L.MARINI	20.840	19	L.MARINI	1'32.722	1'32.814 (19)
20	T.NAKAGAMI	<b>26.057</b>	L.MARINI	<b>20.841</b>	J.MIR	<b>25.333</b>	A.ESPARGARO	<b>20.844</b>	20	T.NAKAGAMI	1'32.775	1'32.932 (20)
21	J.MIR	26.089	J.MIR	20.853	A.FERNANDEZ	25.352	J.MIR	20.932	21	J.MIR	1'33.207	1'33.322 (21)
22	L.SAVADORI	<b>26.417</b>	S.BRADL	<b>20.998</b>	L.SAVADORI	<b>25.553</b>	L.SAVADORI	<b>21.123</b>	22	L.SAVADORI	1'34.096	1'34.096 (22)
23	S.BRADL	26.499	L.SAVADORI	21.003	S.BRADL	25.798	S.BRADL	21.143	23	S.BRADL	1'34.438	1'34.590 (23)

These data/results cannot be reproduced, stored and/or transmitted in whole or in part by any manner of electronic, mechanical, photocopying, recording, broadcasting or otherwise now known or herein after developed without the previous express consent by the copyright owner, except for reproduction in daily press and regular printed publications on sale to the public within 60 days of the event related to those data/results and always provided that copyright symbol appears together as follows below.  
© DORNA, 2024




4226 m.

## Misano MotoGP Official Test

### Session 1

### Fastest Laps Sequence

<i>Practice Time</i>	 <i>Rider</i>	<i>Nation</i>	<i>Motorcycle</i>	<i>Time</i>	<i>Km/h</i>	<i>Rider's Lap</i>
1:33'09.012	31 <b>Pedro ACOSTA</b>	SPA	KTM	<b>1'36.336</b>	157.9	2
1:34'44.432	31 <b>Pedro ACOSTA</b>	SPA	KTM	<b>1'35.420</b>	159.4	3
1:36'18.088	31 <b>Pedro ACOSTA</b>	SPA	KTM	<b>1'33.656</b>	162.4	4
1:48'38.254	20 <b>Fabio QUARTARARO</b>	FRA	YAMAHA	<b>1'33.337</b>	162.9	3
1:51'44.734	20 <b>Fabio QUARTARARO</b>	FRA	YAMAHA	<b>1'33.004</b>	163.5	5
1:53'17.634	20 <b>Fabio QUARTARARO</b>	FRA	YAMAHA	<b>1'32.900</b>	163.7	6
1:57'47.782	31 <b>Pedro ACOSTA</b>	SPA	KTM	<b>1'32.795</b>	163.9	11
2:01'39.094	12 <b>Maverick VIÑALES</b>	SPA	APRILIA	<b>1'32.731</b>	164.0	3
2:17'47.571	20 <b>Fabio QUARTARARO</b>	FRA	YAMAHA	<b>1'32.525</b>	164.4	11
2:19'19.974	20 <b>Fabio QUARTARARO</b>	FRA	YAMAHA	<b>1'32.403</b>	164.6	12
2:19'24.027	33 <b>Brad BINDER</b>	RSA	KTM	<b>1'32.170</b>	165.0	14
2:23'07.716	31 <b>Pedro ACOSTA</b>	SPA	KTM	<b>1'32.044</b>	165.2	19
2:46'39.344	89 <b>Jorge MARTIN</b>	SPA	DUCATI	<b>1'31.987</b>	165.3	11
2:48'10.994	89 <b>Jorge MARTIN</b>	SPA	DUCATI	<b>1'31.650</b>	165.9	12
2:52'08.818	31 <b>Pedro ACOSTA</b>	SPA	KTM	<b>1'31.616</b>	166.0	23
2:53'40.187	31 <b>Pedro ACOSTA</b>	SPA	KTM	<b>1'31.369</b>	166.5	24
3:17'52.922	31 <b>Pedro ACOSTA</b>	SPA	KTM	<b>1'31.165</b>	166.8	29
3:40'50.371	89 <b>Jorge MARTIN</b>	SPA	DUCATI	<b>1'31.124</b>	166.9	29

These data/results cannot be reproduced, stored and/or transmitted in whole or in part by any manner of electronic, mechanical, photocopying, recording, broadcasting or otherwise now known or herein after developed without the previous express consent by the copyright owner, except for reproduction in daily press and regular printed publications on sale to the public within 60 days of the event related to those data/results and always provided that copyright symbol appears together as follows below.

© DORNA, 2024