

European Talent Cup

FIM JuniorGP 2024 - CIRCUITO DE JEREZ

Qualifying 1 - Group B

Classification

No	Rider	Nat	Team	Bike	Tires	Cl.	Time	Lap Total	Gap	Kph
1	81 Matteo GABARRINI	ITA	TEAM ECHOVIT PASINI RACING	Honda	Pirelli	ETC	1:50.713	2 7	-	143.8
2	90 Luca AGOSTINELLI	VNM	TEAM ECHOVIT PASINI RACING	Honda	Pirelli	ETC	1:50.800	2 8	+0.087	143.7
3	55 Mikey LOU	USA	MIR RACING FINETWORK TEAM	Honda	Pirelli	ETC	1:50.824	4 8	+0.111	143.7
4	25 Gonzalo PÉREZ	ESP	Team Larresport	Honda	Pirelli	ETC	1:50.864	6 8	+0.151	143.6
5	14 Edu GUTIÉRREZ	ESP	CFMOTO Aspar Junior Team	Honda	Pirelli	ETC	1:51.177	7 7	+0.464	143.2
6	18 Mathias TAMBURINI	ITA	TEAM ECHOVIT PASINI RACING	Honda	Pirelli	ETC	1:51.485	8 8	+0.772	142.8
7	10 Afonso ALMEIDA	PRT	AGR TEAM	Honda	Pirelli	ETC	1:51.841	4 8	+1.128	142.4
8	72 David DA COSTA	FRA	BRS - Brechon Racing School	Honda	Pirelli	ETC	1:51.920	4 6	+1.207	142.3
9	41 Yvonne CERPA	ESP	ilusion racing	Honda	Pirelli	ETC	1:51.961	6 8	+1.248	142.2
10	88 Nikola MIROSLAVOV	BGR	ilusion racing	Honda	Pirelli	ETC	1:52.660	8 8	+1.947	141.3
11	28 Alejandra FERNÁNDEZ	ESP	SF Racing	Honda	Pirelli	ETC	1:52.715	2 8	+2.002	141.3
12	17 Diego TROY DE PONTE	ZAF	MRE TALENT	Honda	Pirelli	ETC	1:54.533	5 8	+3.820	139.0
13	52 Jeremi WOJCIECHOWSKI	POL	KidzGp by Covacha R.T.	Honda	Pirelli	ETC	1:54.806	7 7	+4.093	138.7

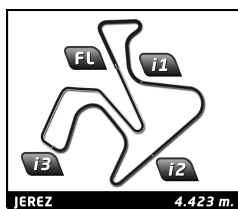
Fastest Lap: Lap 2 | Matteo GABARRINI | 1:50.713 | 143.8 Kph

Track Status: **DRY**

Published at:

Clerk of the Course:
Miguel Ángel Rodríguez

Timekeeper:
Denis del Pozo




European Talent Cup

FIM JuniorGP 2024 - CIRCUITO DE JEREZ

Qualifying 1 - Group B

Best Sector Times

Sector 1			Sector 2			Sector 3			Ideal Lap	Best Lap
Pos	No Rider	Time	No Rider	Time	No Rider	Time	Pos	No Rider		
1	81 M.GABARRINI	27.065	90 L.AGOSTINELLI	16.736	55 M.LOU	32.043	1	90 L.AGOSTINELLI	1:50.401	1:50.800 (2)
2	25 G.PÉREZ	27.129	81 M.GABARRINI	16.900	25 G.PÉREZ	32.085	2	81 M.GABARRINI	1:50.558	1:50.713 (1)
3	55 M.LOU	27.140	55 M.LOU	16.968	90 L.AGOSTINELLI	32.168	3	25 G.PÉREZ	1:50.706	1:50.864 (4)
4	14 E.GUTIÉRREZ	27.162	18 M.TAMBURINI	17.046	72 D.DA COSTA	32.193	4	55 M.LOU	1:50.709	1:50.824 (3)
5	18 M.TAMBURINI	27.214	25 G.PÉREZ	17.057	81 M.GABARRINI	32.302	5	18 M.TAMBURINI	1:51.124	1:51.485 (6)
6	41 Y.CERPA	27.221	14 E.GUTIÉRREZ	17.096	10 A.ALMEIDA	32.314	6	14 E.GUTIÉRREZ	1:51.173	1:51.177 (5)
7	90 L.AGOSTINELLI	27.245	41 Y.CERPA	17.146	14 E.GUTIÉRREZ	32.331	7	41 Y.CERPA	1:51.351	1:51.961 (9)
8	72 D.DA COSTA	27.257	10 A.ALMEIDA	17.163	18 M.TAMBURINI	32.343	8	72 D.DA COSTA	1:51.650	1:51.920 (8)
9	10 A.ALMEIDA	27.369	72 D.DA COSTA	17.194	41 Y.CERPA	32.404	9	10 A.ALMEIDA	1:51.841	1:51.841 (7)
10	88 N.MIROSLAVOV	27.410	28 A.FERNÁNDEZ	17.232	28 A.FERNÁNDEZ	32.576	10	88 N.MIROSLAVOV	1:52.284	1:52.660 (10)
11	28 A.FERNÁNDEZ	27.484	88 N.MIROSLAVOV	17.265	88 N.MIROSLAVOV	32.728	11	28 A.FERNÁNDEZ	1:52.416	1:52.715 (11)
12	17 D.TROY DE PONTE	27.998	17 D.TROY DE PONTE	17.455	17 D.TROY DE PONTE	33.065	12	17 D.TROY DE PONTE	1:54.134	1:54.533 (12)
13	52 J.WOJCIECHOWSKI	28.225	52 J.WOJCIECHOWSKI	17.460	52 J.WOJCIECHOWSKI	33.252	13	52 J.WOJCIECHOWSKI	1:54.806	1:54.806 (13)




European Talent Cup

FIM JuniorGP 2024 - CIRCUITO DE JEREZ

Qualifying 1 - Group B

Best Top Speed

No Rider	Team	Class	Top 1		Top 2		Top 3		Top 4		Top 5		
			Kph	Lap	Kph	Lap	Kph	Lap	Kph	Lap	Kph	Lap	Avg
90 Luca AGOSTINELLI	TEAM ECHOVIT PASINI RACING	ETC	200.0	4	199.6	8	195.7	6	194.9	7	194.6	2	197.0
81 Matteo GABARRINI	TEAM ECHOVIT PASINI RACING	ETC	197.4	7	193.9	2	191.5	5	191.5	6	190.5	4	193.0
18 Mathias TAMBURINI	TEAM ECHOVIT PASINI RACING	ETC	195.7	8	194.2	4	194.2	6	192.5	7	191.8	2	193.7
14 Edu GUTIÉRREZ	CFMOTO Aspar Junior Team	ETC	195.3	6	192.9	7	187.5	2	186.5	3	185.9	1	189.6
10 Afonso ALMEIDA	AGR TEAM	ETC	194.9	4	190.8	5	190.1	8	189.8	2	187.8	6	190.7
28 Alejandra FERNÁNDEZ	SF Racing	ETC	194.9	2	192.9	8	190.8	6	189.5	3	188.5	7	191.3
41 Yvonne CERPA	ilusion racing	ETC	194.6	2	193.9	6	191.2	4	188.8	3	187.5	5	191.2
55 Mikey LOU	MIR RACING FINETWORK TEAM	ETC	194.2	6	193.2	2	192.9	4	191.8	8	187.2	1	191.9
25 Gonzalo PÉREZ	Team Larresport	ETC	193.2	7	190.1	6	189.5	8	188.8	3	188.5	2	190.0
88 Nikola MIROSLAVOV	ilusion racing	ETC	191.5	6	191.2	7	189.8	4	189.5	8	187.8	3	190.0
52 Jeremi WOJCIECHOWSKI	KidzGp by Covacha R.T.	ETC	191.2	7	182.4	4	182.1	2	181.2	1	181.2	5	183.6
72 David DA COSTA	BRS - Brechon Racing School	ETC	188.5	3	188.2	4	185.9	2	178.5	6	171.2	1	182.5
17 Diego TROY DE PONTE	MRE TALENT	ETC	186.5	7	185.6	5	184.9	3	183.4	2	183.4	6	184.8



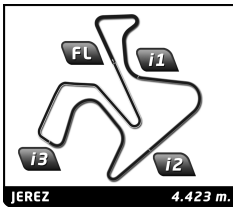
European Talent Cup

FIM JuniorGP 2024 - CIRCUITO DE JEREZ

Qualifying 1 - Group B

Fastest Lap Sequence

Elapsed	No Rider	Team	Bike	Class	Time	Kph	Lap
4:12.412	17 Diego TROY DE PONTE	MRE TALENT	Honda	ETC	1:55.934	137.3	2
4:52.465	18 Mathias TAMBURINI	TEAM ECHOVIT PASINI RACING	Honda	ETC	1:52.484	141.6	2
4:53.646	90 Luca AGOSTINELLI	TEAM ECHOVIT PASINI RACING	Honda	ETC	1:50.800	143.7	2
7:04.331	81 Matteo GABARRINI	TEAM ECHOVIT PASINI RACING	Honda	ETC	1:50.713	143.8	2



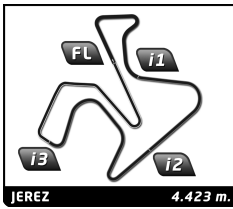
European Talent Cup

FIM JuniorGP 2024 - CIRCUITO DE JEREZ

Qualifying 1 - Group B

Sector Analysis

_ Invalidated Lap							■ Personal Best							■ Session Best							B Crossing the pit lane																																		
Lap	Time	Sector 1	Sector 2	Sector 3	Sector 4	T.Spd	Lap	Time	Sector 1	Sector 2	Sector 3	Sector 4	T.Spd	Lap	Time	Sector 1	Sector 2	Sector 3	Sector 4	T.Spd	Lap	Time	Sector 1	Sector 2	Sector 3	Sector 4	T.Spd																												
81 Matteo GABARRINI ITA																																																							
TEAM ECHOVIT PASINI RACING Honda																																																							
1	5:13.618	3:47.621	17.953	33.441	34.603	184.3	2	1:52.484	27.673	17.283	32.642	34.886	191.8	3	2:01.470	30.065	18.422	35.103	37.880	187.5	4	1:51.892	27.248	17.126	32.594	34.924	194.2	5	1:59.631	27.394	17.519	35.610	39.108	190.1	6	1:54.169	27.214	17.170	32.343	37.442	194.2	7	1:59.001	27.424	17.306	34.453	39.818	192.5	8	1:51.485	27.412	17.046	32.506	34.521	195.7
90 Luca AGOSTINELLI VNM																																																							
TEAM ECHOVIT PASINI RACING Honda																																																							
1	3:02.846	1:38.204	17.243	32.653	34.746	192.2	2	1:50.800	27.325	16.990	32.233	34.252	194.6	3	2:00.781	29.735	18.289	35.345	37.412	194.2	4	1:51.528	27.254	16.736	32.168	35.370	200.0	5	1:59.077	28.337	17.219	34.678	38.843	194.2	6	1:55.976	27.294	16.952	32.290	39.440	195.7	7	1:57.169	27.245	17.064	35.422	37.438	194.9	8	1:51.348	27.334	16.864	32.604	34.546	199.6
55 Mikey LOU USA																																																							
MIR RACING FINETWORK TEAM Honda																																																							
1	3:03.305	1:35.567	17.697	32.606	37.435	187.2	2	1:51.175	27.258	17.127	32.184	34.606	193.2	3	2:00.872	27.822	18.454	35.497	39.099	181.8	4	1:50.824	27.140	17.015	32.097	34.572	192.9	5	2:00.286	28.516	17.539	34.793	39.438	184.3	6	1:50.831	27.208	16.968	32.043	34.612	194.2	7	2:03.318	29.689	18.540	34.734	40.355	171.7	8	1:51.134	27.303	17.115	32.158	34.558	191.8
25 Gonzalo PÉREZ ESP																																																							
Team Larresport Honda																																																							
1	3:22.139	1:57.075	17.447	32.587	35.030	186.5	2	1:51.127	27.183	17.136	32.234	34.574	188.5	3	1:50.932	27.191	17.057	32.189	34.495	188.8	4	1:55.840	28.015	17.959	33.961	35.905	185.9	5	1:54.356	27.129	17.203	34.364	35.660	186.5	6	1:50.864	27.189	17.155	32.085	34.435	190.1	7	1:52.334	27.153	17.203	32.402	35.576	193.2	8	1:51.434	27.347	17.122	32.136	34.829	189.5
14 Edu GUTIÉRREZ ESP																																																							
CFMOTO Aspar Junior Team Honda																																																							
1	3:35.830	2:10.025	17.599	32.801	35.405	185.9	2	1:52.101	27.475	17.405	32.408	34.813	187.5	3	2:55.636B	27.628	17.431	32.694	1:37.883	186.5	4	2:10.525	38.048	18.112	34.745	39.620	167.2	5	2:06.904	31.131	19.146	35.838	40.789	167.2	6	1:56.838	27.343	17.096	33.278	39.121	195.3	7	1:51.177	27.162	17.100	32.331	34.584	192.9							
18 Mathias TAMBURINI ITA																																																							
TEAM ECHOVIT PASINI RACING Honda																																																							
1	2:59.981	1:27.731	18.058	34.249	39.943	184.3																																																	
10 Afonso ALMEIDA PRT																																																							
AGR TEAM Honda																																																							
1	2:57.789	1:24.982	19.388	34.995	38.424	169.3	2	1:56.077	27.605	17.383	33.421	37.668	189.8	3	1:58.976	28.284	18.181	34.632	37.879	183.4	4	1:51.841	27.369	17.163	32.314	34.995	194.9	5	1:58.511	28.661	17.468	34.064	38.318	190.8	6	1:54.391	27.593	17.453	32.610	36.735	187.8	7	1:59.657	28.999	18.279	33.572	38.807	187.8	8	1:52.918	27.488	17.386	32.752	35.292	190.1
72 David DA COSTA FRA																																																							
BRS - Brechon Racing School Honda																																																							
1	2:26.772	57.602	18.646	34.572	35.952	171.2	2	1:53.515	27.856	17.491	32.808	35.360	185.9	3	1:52.661	27.367	17.209	32.621	35.464	188.5	4	1:51.920	27.257	17.194	32.463	35.006	188.2	5	1:56.835	28.976	18.328	34.311	35.220	161.0	6	1:54.726	27.721	18.644	32.892	35.469	178.5														
41 Yvonne CERPA ESP																																																							
ilusion racing Honda																																																							
1	3:00.270	1:27.983	17.972	34.359	39.956	184.6	2	1:52.694	27.486	17.339	32.651	35.218	194.6	3	1:59.756	28.729	17.654	35.391	37.982	188.8	4	1:52.090	27.450	17.146	32.670	34.824	191.2	5	2:00.708	28.367	17.295	34.983	40.063	187.5	6	1:51.961	27.221	17.187	32.404	35.149	193.9	7	1:59.275	27.792	18.261	35.604	37.618	182.4	8	1:52.422	27.684	17.523	32.635	34.580	183.7
88 Nikola MIROSLAVOV BGR																																																							
ilusion racing Honda																																																							
1	2:55.096	1:20.324	18.802	35.716	40.254	181.2	2	1:57.770	29.238	18.169	33.959	36.404	186.2	3	1:54.800	28.360	17.563	33.439	35.438	187.8	4	1:53.030	27.772	17.340	32.728	35.190	189.8	5	2:01.742	29.336	18.168	34.763	39.475	185.6	6	1:56.243	29.523	17.987	33.254	35.479	191.5	7	1:58.714	28.210	17.541	34.963	38.000	191.2	8	1:52.660	27.410	17.265	33.104	34.881	189.5
28 Alejandra FERNÁNDEZ ESP																																																							
SF Racing Honda																																																							
1	3:00.442	1:29.477	17.581	33.504	39.880	186.9	2	1:52.715	27.484	17.232	32.792	35.207	194.9	3	1:56.634	28.234	17.383	35.653	35.364	189.5	4	1:55.800	27.684	17.524	32.777	37.815	186.5	5	1:57.879	27.847	17.395	33.288	39.349	186.5																					



European Talent Cup

FIM JuniorGP 2024 - CIRCUITO DE JEREZ

Qualifying 1 - Group B


Sector Analysis

— Invalidated Lap ■ Personal Best ■ Session Best B Crossing the pit lane

Lap	Time	Sector 1	Sector 2	Sector 3	Sector 4	T.Sp	Lap	Time	Sector 1	Sector 2	Sector 3	Sector 4	T.Sp
6	1:54.823	27.635	17.267	32.745	37.176	190.8							
7	1:59.474	27.891	17.462	33.695	40.426	188.5							
8	1:53.189	28.233	17.256	32.576	35.124	192.9							

17	Diego TROY DE PONTE						ZAF
	MRE TALENT						Honda
1	2:16.478	47.841	18.263	33.772	36.602	181.5	
2	1:55.934	28.483	17.805	33.590	36.056	183.4	
3	1:55.345	28.372	17.791	33.256	35.926	184.9	
4	1:59.103	30.271	18.349	34.631	35.852	177.0	
5	1:54.533	28.099	17.527	33.065	35.842	185.6	
6	1:54.999	28.114	17.850	33.140	35.895	183.4	
7	1:54.341	28.017	17.455	33.253	35.616	186.5	
8	1:54.567	27.998	17.630	33.121	35.818	183.4	

52	Jeremi WOJCIECHOWSKI						POL
	KidzGp by Covacha R.T.						Honda
1	4:23.826B	1:58.588	18.331	34.030	1:32.877	181.2	
2	2:05.396	36.417	18.411	33.925	36.643	182.1	
3	2:09.009	31.062	18.401	35.616	43.930	178.5	
4	1:56.923	28.573	18.138	33.911	36.301	182.4	
5	2:00.352	28.732	18.279	36.473	36.868	181.2	
6	2:02.729	29.589	18.457	35.423	39.260	178.2	
7	1:54.806	28.225	17.460	33.252	35.869	191.2	

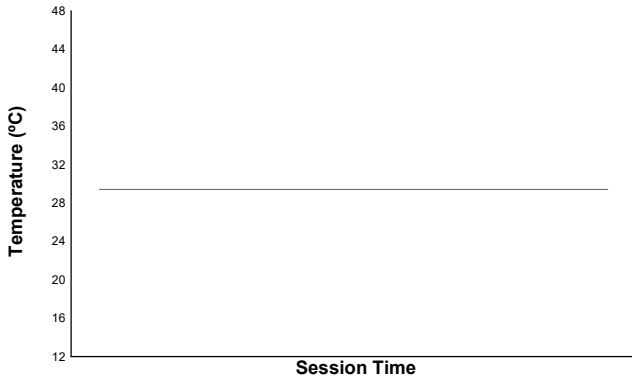


FIM JuniorGP 2024 - CIRCUITO DE JEREZ

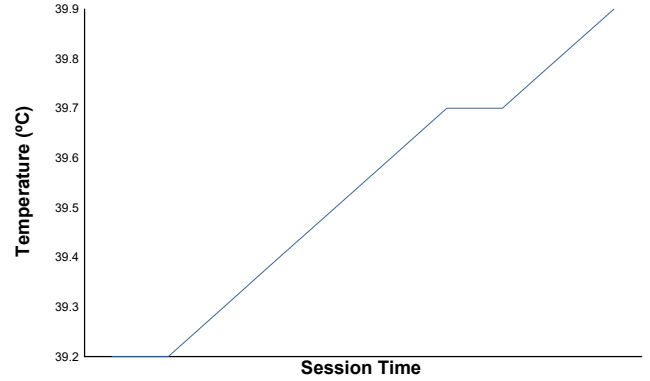
European Talent Cup
Qualifying 1 - Group B

Weather Report

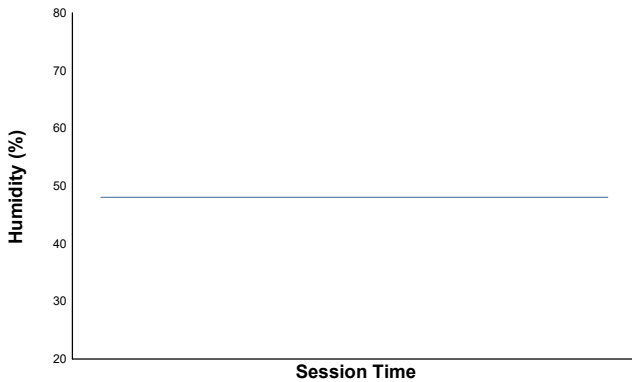
Air Temperature



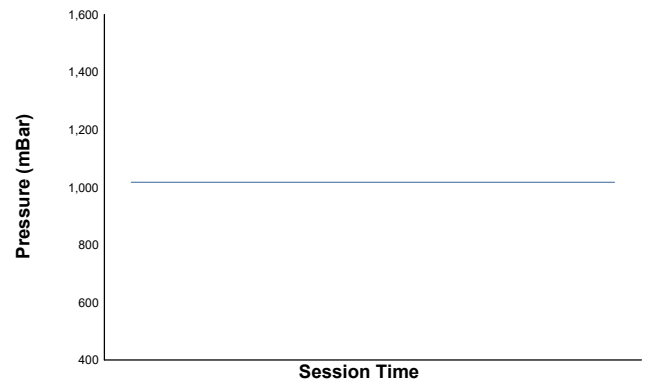
Track Temperature



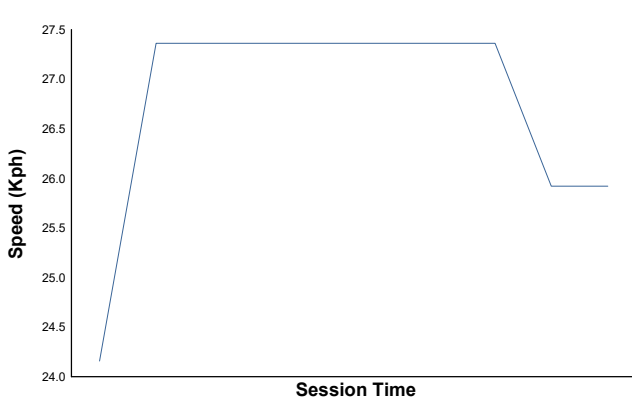
Humidity



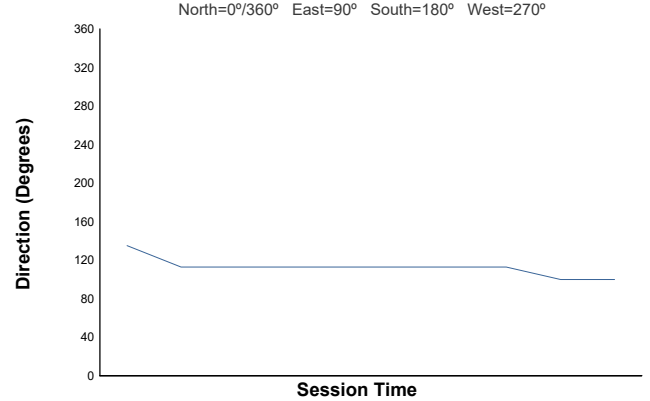
Pressure



Wind Speed



Wind Direction



Track Status: **DRY**