

European Talent Cup

FIM JuniorGP 2024 - CIRCUITO DE JEREZ

Qualifying 1 - Group A

Revised

Classification

No	Rider	Nat	Team	Bike	Tires	Cl.	Time	Lap Total	Gap	Kph
1	53 Kiyano VEIJER	NLD	Ernst Dubbink Eveno racing	Honda	Pirelli	ETC	1:52.073	3 8	-	142.1
2	6 Benjamin CAILLET	FRA	JEG TAKE OFF GP	Honda	Pirelli	ETC	1:52.348	5 8	+0.275	141.7
3	78 Henri MIGNOT	FRA	BRS - Brechon Racing School	Honda	Pirelli	ETC	1:52.411	8 8	+0.338	141.6
4	42 Julius FRELLSEN	DNK	JEG Racing	Honda	Pirelli	ETC	1:52.905	2 3	+0.832	141.0
5	82 Kyle PAYNE	GBR	ilusion racing	Honda	Pirelli	ETC	1:53.554	7 7	+1.481	140.2
6	19 László LÖRINC	HUN	First Bike Academy	Honda	Pirelli	ETC	1:54.667	6 8	+2.594	138.9
7	29 Randy TRUCHOT	FRA	MECAPROJETS TEAM ADO	Honda	Pirelli	ETC	1:54.690	8 8	+2.617	138.8
8	76 Carla MULOT	FRA	JEG Racing	NSF250	Pirelli	ETC	1:56.576	3 8	+4.503	136.6
9	9 Elliot KASSIGIAN	FRA	Team Larresport	Honda	Pirelli	ETC		3		
10	36 Evan BOXBERGER	FRA	JEG TAKE OFF GP	Honda	Pirelli	ETC		3		
11	99 Rémy SANJUAN	FRA	MécaProjets Team ADO	Honda	Pirelli	ETC		1		
Disqualified										
93	Pablo OLIVARES	ESP	SUPERHUGO 44 TEAM	Honda	Pirelli	ETC	1:51.788	4 8		142.4
13	Mattéo ROMAN	FRA	FIRST BIKE ACADEMY	Honda	Pirelli	ETC	1:52.785	6 8		141.2

Fastest Lap: Lap 4 | Pablo OLIVARES | 1:51.788 | 142.4 Kph

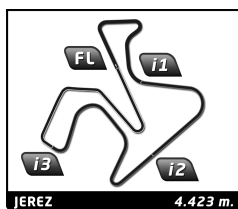
RIDERS #13 AND #93 - DISQUALIFIED

Track Status: **DRY**

Published at:

Clerk of the Course:
Miguel Ángel Rodríguez

Timekeeper:
Denis del Pozo



European Talent Cup


FIM JuniorGP 2024 - CIRCUITO DE JEREZ

Qualifying 1 - Group A

Revised

Best Sector Times

Pos	Sector 1			Sector 2			Sector 3			Ideal Lap	Best Lap	
	No Rider	Time	No Rider	Time	No Rider	Time	Pos	No Rider				
1	99 R.SANJUAN	27.278	99 R.SANJUAN	16.848	99 R.SANJUAN	32.166	1	93 P.OLIVARES	1:51.715	1:51.788	(1)	
2	78 H.MIGNOT	27.326	53 K.VEIJER	17.212	93 P.OLIVARES	32.205	2	53 K.VEIJER	1:51.775	1:52.073	(2)	
3	42 J.FRELLSEN	27.370	6 B.CAILLET	17.253	53 K.VEIJER	32.308	3	78 H.MIGNOT	1:52.035	1:52.411	(4)	
4	93 P.OLIVARES	27.406	78 H.MIGNOT	17.263	6 B.CAILLET	32.527	4	6 B.CAILLET	1:52.307	1:52.348	(3)	
5	53 K.VEIJER	27.426	13 M.ROMAN	17.285	78 H.MIGNOT	32.536	5	13 M.ROMAN	1:52.350	1:52.785	(5)	
6	13 M.ROMAN	27.503	9 E.KASSIGIAN	17.313	42 J.FRELLSEN	32.611	6	99 R.SANJUAN	1:52.375			
7	6 B.CAILLET	27.584	82 K.PAYNE	17.340	13 M.ROMAN	32.616	7	42 J.FRELLSEN	1:52.439	1:52.905	(6)	
8	82 K.PAYNE	27.758	93 P.OLIVARES	17.343	9 E.KASSIGIAN	32.674	8	82 K.PAYNE	1:53.274	1:53.554	(7)	
9	9 E.KASSIGIAN	27.876	36 E.BOXBERGER	17.345	19 L.LÖRINC	32.900	9	36 E.BOXBERGER	1:53.552			
10	36 E.BOXBERGER	27.876	42 J.FRELLSEN	17.376	82 K.PAYNE	32.945	10	19 L.LÖRINC	1:54.059	1:54.667	(8)	
11	19 L.LÖRINC	27.883	29 R.TRUCHOT	17.519	36 E.BOXBERGER	32.987	11	9 E.KASSIGIAN	1:54.137			
12	29 R.TRUCHOT	28.002	19 L.LÖRINC	17.604	29 R.TRUCHOT	33.253	12	29 R.TRUCHOT	1:54.395	1:54.690	(9)	
13	76 C.MULOT	28.435	76 C.MULOT	17.840	76 C.MULOT	33.675	13	76 C.MULOT	1:56.211	1:56.576	(10)	



European Talent Cup


FIM JuniorGP 2024 - CIRCUITO DE JEREZ

Qualifying 1 - Group A

Revised

Best Top Speed

No Rider	Team	Class	Top 1		Top 2		Top 3		Top 4		Top 5		Avg	
			Kph	Lap	Kph	Lap	Kph	Lap	Kph	Lap	Kph	Lap		
13	Mattéo ROMAN	FIRST BIKE ACADEMY	ETC	192.2	1	191.8	4	191.2	5	190.1	3	188.2	2	190.7
82	Kyle PAYNE	ilusion racing	ETC	191.8	7	190.5	6	188.2	2	188.2	3	188.2	5	189.4
78	Henri MIGNOT	BRS - Brechon Racing School	ETC	191.5	4	190.8	1	189.8	5	187.5	2	187.5	8	189.4
19	László LÖRINC	First Bike Academy	ETC	191.2	4	189.1	7	187.8	5	186.9	6	186.5	8	188.3
42	Julius FRELLSEN	JEG Racing	ETC	190.8	1	189.1	2	189.1	3					189.7
53	Kiyano VEIJER	Ernst Dubbink Eveno racing	ETC	189.5	3	188.5	1	188.2	4	187.5	2	186.9	8	188.1
6	Benjamin CAILLET	JEG TAKE OFF GP	ETC	189.1	5	188.5	3	188.5	6	188.5	7	188.2	2	188.6
93	Pablo OLIVARES	SUPERHUGO 44 TEAM	ETC	188.5	1	188.2	3	187.5	2	186.9	4	185.2	5	187.3
36	Evan BOXBERGER	JEG TAKE OFF GP	ETC	187.8	2	183.7	1	182.4	3					184.6
9	Elliot KASSIGIAN	Team Larresport	ETC	186.5	1	186.5	2	180.9	3					184.6
76	Carla MULOT	JEG Racing	ETC	186.5	1	184.9	5	184.3	2	184.3	3	183.1	7	184.6
29	Randy TRUCHOT	MECAPROJETS TEAM ADO	ETC	185.6	5	185.2	2	185.2	4	185.2	7	184.9	3	185.2
99	Rémy SANJUAN	MécaProjets Team ADO	ETC	177.3	1									177.3



European Talent Cup

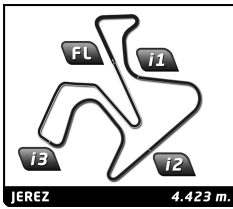
FIM JuniorGP 2024 - CIRCUITO DE JEREZ

Qualifying 1 - Group A

Revised

Fastest Lap Sequence

Elapsed	No	Rider	Team	Bike	Class	Time	Kph	Lap
4:01.923	29	Randy TRUCHOT	MECAPROJETS TEAM ADO	Honda	ETC	1:55.530	137.8	2
4:43.871	93	Pablo OLIVARES	SUPERHUGO 44 TEAM	Honda	ETC	1:52.347	141.7	2
6:41.289	53	Kiyano VEIJER	Ernst Dubbink Eveno racing	Honda	ETC	1:52.073	142.1	3
8:32.364	93	Pablo OLIVARES	SUPERHUGO 44 TEAM	Honda	ETC	1:51.788	142.4	4



European Talent Cup

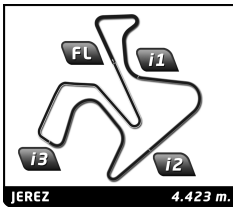
FIM JuniorGP 2024 - CIRCUITO DE JEREZ

Qualifying 1 - Group A

Sector Analysis

Revised

_ Invalidated Lap							■ Personal Best	■ Session Best	B Crossing the pit lane					
Lap	Time	Sector 1	Sector 2	Sector 3	Sector 4	T.Spd	Lap	Time	Sector 1	Sector 2	Sector 3	Sector 4	T.Spd	
53	Kiyano VEIJER						NLD	6	1:54.667	27.942	17.679	33.329	35.717	186.9
	Ernst Dubbink Eveno racing						Honda	7	1:54.715	28.344	17.604	33.095	35.672	189.1
								8	1:54.539	27.883	17.658	32.900	36.098	186.5
1	2:56.561	1:30.424	17.771	33.040	35.326	188.5								
2	1:52.655	27.576	17.350	32.560	35.169	187.5								
3	1:52.073	27.703	17.233	32.308	34.829	189.5								
4	1:52.119	27.492	17.212	32.363	35.052	188.2								
5	1:55.563	28.047	17.695	34.084	35.737	186.2								
6	1:52.611	27.511	17.439	32.583	35.078	186.2								
7	1:57.278	31.118	17.798	33.120	35.242	185.6								
8	1:52.438	27.426	17.467	32.538	35.007	186.9								
6	Benjamin CAILLET						FRA							
	JEG TAKE OFF GP						Honda							
1	3:15.592	1:49.593	17.398	33.313	35.288	186.9								
2	1:52.956	27.778	17.328	32.760	35.090	188.2								
3	1:52.820	27.733	17.402	32.543	35.142	188.5								
4	1:53.515	27.611	17.471	32.949	35.484	187.2								
5	1:52.348	27.584	17.262	32.527	34.975	189.1								
6	1:53.921	28.708	17.253	32.874	35.086	188.5								
7	1:52.618	27.593	17.341	32.741	34.943	188.5								
8	1:52.906	27.672	17.482	32.740	35.012	187.2								
78	Henri MIGNOT						FRA							
	BRS - Brechon Racing School						Honda							
1	2:53.382	1:26.069	17.560	32.919	36.834	190.8								
2	1:52.751	27.474	17.359	32.745	35.173	187.5								
3	1:55.517	29.737	17.988	32.822	34.970	185.6								
4	1:52.871	27.326	17.586	32.754	35.205	191.5								
5	1:52.465	27.529	17.263	32.536	35.137	189.8								
6	1:54.711	27.853	17.395	34.483	34.980	185.9								
7	1:56.133	28.761	18.565	33.209	35.598	178.8								
8	1:52.411	27.328	17.411	32.762	34.910	187.5								
42	Julius FRELLSEN						DNK							
	JEG Racing						Honda							
1	3:15.771	1:49.777	17.376	33.498	35.120	190.8								
2	1:52.905	27.797	17.415	32.611	35.082	189.1								
3	1:53.083	27.664	17.389	32.628	35.402	189.1								
82	Kyle PAYNE						GBR							
	ilusion racing						Honda							
1	3:16.226	1:49.321	17.688	33.860	35.357	184.3								
2	1:53.939	27.858	17.468	32.945	35.668	188.2								
3	3:11.929 B	27.893	17.486	33.446	1:53.104	188.2								
4	2:03.956	33.099	18.325	35.175	37.357	181.5								
5	1:55.053	28.184	17.592	33.062	36.215	188.2								
6	1:56.233	29.514	17.819	33.134	35.766	190.5								
7	1:53.554	27.758	17.340	33.225	35.231	191.8								
19	László LÖRINC						HUN							
	First Bike Academy						Honda							
1	2:48.400	1:09.356	20.389	38.634	40.021	160.5								
2	1:56.840	29.055	17.916	33.883	35.986	185.2								
3	1:55.474	28.248	17.910	33.265	36.051	185.6								
4	1:54.933	27.992	17.800	33.274	35.867	191.2								
5	1:54.888	28.254	17.632	33.087	35.915	187.8								
29	Randy TRUCHOT						FRA	6	1:54.667	27.942	17.679	33.329	35.717	186.9
	MECAPROJETS TEAM ADO						Honda	7	1:54.715	28.344	17.604	33.095	35.672	189.1
								8	1:54.539	27.883	17.658	32.900	36.098	186.5
1	2:06.393	38.256	17.783	34.124	36.230	184.3								
2	1:55.530	28.409	17.616	33.643	35.862	185.2								
3	1:55.593	28.002	17.519	33.253	36.819	184.9								
4	2:38.109 B	28.671	17.754	34.479	1:17.205	185.2								
5	2:00.545	32.823	17.704	34.046	35.972	185.6								
6	1:54.940	28.184	17.626	33.509	35.621	182.7								
7	1:54.938	28.288	17.548	33.271	35.831	185.2								
8	1:54.690	28.104	17.591	33.325	35.670	184.0								
76	Carla MULOT						FRA							
	JEG Racing						NSF250							
1	3:00.571	1:31.989	17.840	34.250	36.492	186.5								
2	1:57.543	28.963	17.884	33.675	37.021	184.3								
3	1:56.576	28.579	17.873	33.845	36.279	184.3								
4	1:57.824	28.435	17.978	34.657	36.754	182.7								
5	1:56.651	28.512	17.867	33.859	36.413	184.9								
6	1:56.695	28.593	17.848	33.993	36.261	182.1								
7	1:57.246	28.997	17.972	33.986	36.291	183.1								
8	1:59.658	29.073	18.523	34.488	37.574	179.4								
9	Elliot KASSIGIAN						FRA							
	Team Larresport						Honda							
1	3:00.694	1:30.339	17.830	36.251	36.274	186.5								
2	10:07.437 B	27.876	17.313	32.674	8:49.574	186.5								
3	2:04.880	35.896	18.384	34.272	36.328	180.9								
36	Evan BOXBERGER						FRA							
	JEG TAKE OFF GP						Honda							
1	3:15.447	1:49.159	17.773	33.171	35.344	183.7								
2	5:26.487 B	28.048	17.345			187.8								
3	2:05.454	36.338	18.129	34.462	36.525	182.4								
99	Rémy SANJUAN						FRA							
	MécaProjets Team ADO						Honda							
1	2:53.153	1:26.247	17.647	33.176	36.083	177.3								
93	Pablo OLIVARES						ESP							
	SUPERHUGO 44 TEAM						Honda							
1	2:51.524	1:25.839	17.563	32.714	35.408	188.5								
2	1:52.347	27.416	17.343	32.728	34.860	187.5								
3	1:56.705	30.436	17.444	33.024	35.801	188.2								
4	1:51.788	27.406	17.416	32.205	34.761	186.9								
5	1:54.028	28.970	17.621	32.441	34.996	185.2								
6	2:35.355 B	27.629	17.618	32.588	1:17.520	184.6								
7	1:57.664	32.452	17.629	32.424	35.159	185.2								
8	1:53.056	27.657	17.573	32.373	35.453	185.2								
13	Mattéo ROMAN						FRA							
	FIRST BIKE ACADEMY						Honda							
1	2:51.552	1:25.895	17.548	32.879	35.230	192.2								



European Talent Cup

FIM JuniorGP 2024 - CIRCUITO DE JEREZ


Qualifying 1 - Group A

Revised

Sector Analysis

— Invalidated Lap
 ■ Personal Best
 ■ Session Best
 B Crossing the pit lane

Lap	Time	Sector 1	Sector 2	Sector 3	Sector 4	T.Sp	Lap	Time	Sector 1	Sector 2	Sector 3	Sector 4	T.Sp
2	1:53.148	27.503	17.285	33.005	35.355	188.2							
3	1:56.071	30.047	17.295	32.889	35.840	190.1							
4	1:52.960	27.947	17.451	32.616	34.946	191.8							
5	1:56.543	28.132	17.295	32.799	38.317	191.2							
6	1:52.785	27.611	17.369	32.803	35.002	185.2							
7	1:54.245	27.605	17.571	32.915	36.154	185.9							
8	1:52.977	27.619	17.404	32.870	35.084	185.9							

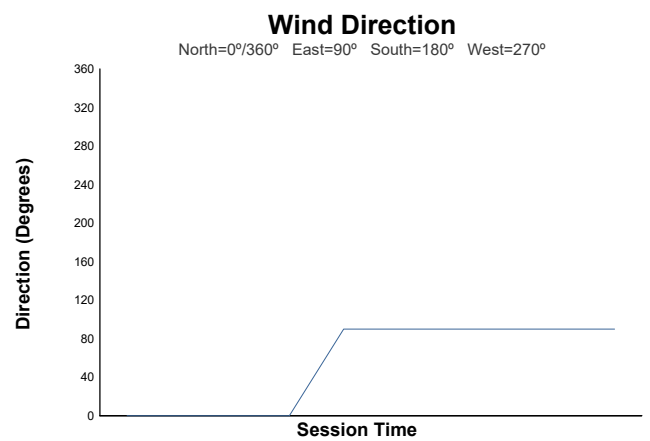
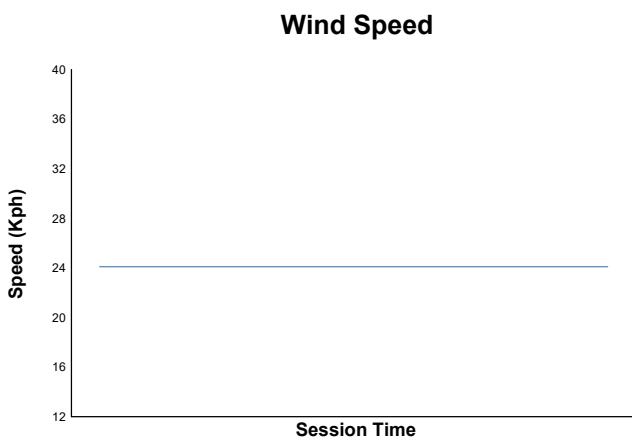
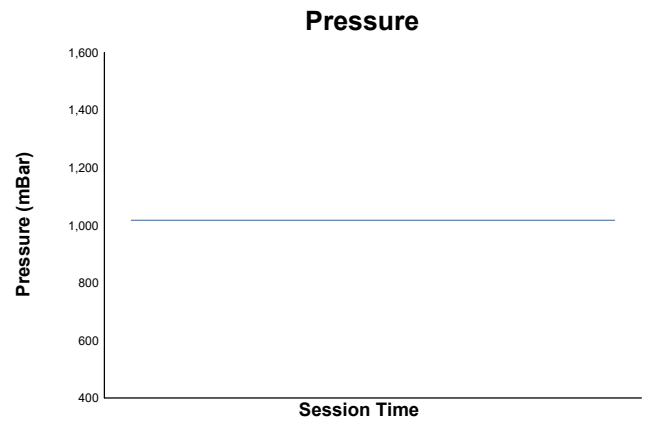
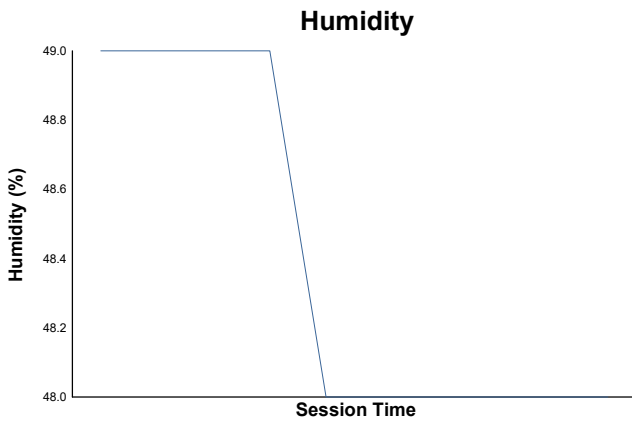
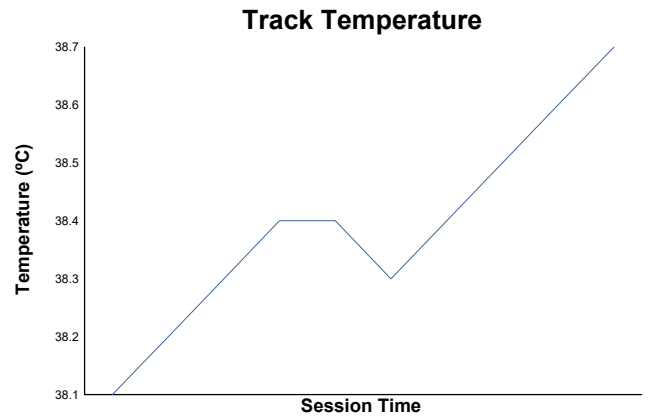
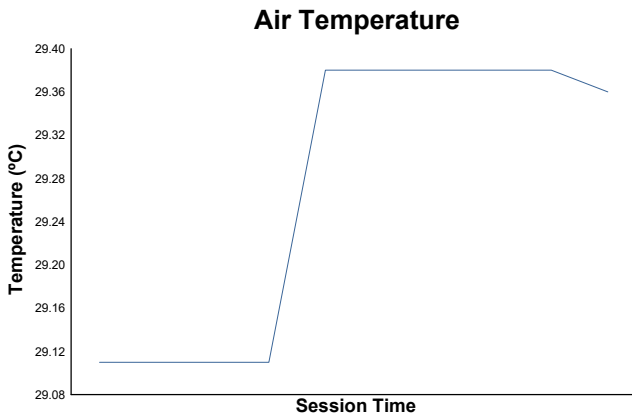


FIM JuniorGP 2024 - CIRCUITO DE JEREZ

Revised

European Talent Cup
Qualifying 1 - Group A

Weather Report



Track Status: **DRY**