

JuniorGP

FIM JuniorGP 2024 - CIRCUITO DE JEREZ

Qualifying 1

Classification

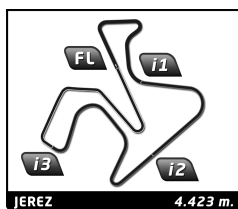
No	Rider	Nat	Team	Bike	Tires	Cl.	Time	Lap Total	Gap	Kph
1	19 Alessandro MOROSI	ITA	CFMOTO Aspar Junior Team	CFMOTO	Pirelli	JuniorGP	1:46.723	5 6	-	149.2
2	4 Milan PAWELEC	POL	STV Laglisse Racing	Husqvarna	Pirelli	JuniorGP	1:46.860	5 8	+0.137	149.0
3	67 Casey James O'GORMAN	IRL	Team Estrella Galicia 0,0	Honda	Pirelli	JuniorGP	1:46.977	5 8	+0.254	148.8
4	8 Eddie O'SHEA	GBR	British Talent Team - MLav Racing	Honda	Pirelli	JuniorGP	1:46.997	6 8	+0.274	148.8
5	5 Leo RAMMERSTORFER	AUT	LIQUI MOLY HUSQVARNA INTACT GP JUNIOR TEAM	Husqvarna	Pirelli	JuniorGP	1:47.179	8 8	+0.456	148.6
6	45 Kgopotso MONONYANE	ZAF	AGR TEAM	KTM	Pirelli	JuniorGP	1:47.187	5 8	+0.464	148.6
7	48 Lenox PHOMMARA	CHE	MTA JUNIOR TEAM	KTM	Pirelli	JuniorGP	1:47.289	5 7	+0.566	148.4
8	57 Danial SHAHRIL	MYS	Asia Talent Team	Honda	Pirelli	JuniorGP	1:47.305	7 8	+0.582	148.4
9	52 Evan BELFORD	GBR	British Talent Team - MLav Racing	Honda	Pirelli	JuniorGP	1:47.345	4 8	+0.622	148.3
10	93 Arbi ADITAMA	IDN	Astra Honda Racing Team	Honda	Pirelli	JuniorGP	1:47.425	8 8	+0.702	148.2
11	72 Edoardo LIGUORI	ITA	AC RACING TEAM	KTM	Pirelli	JuniorGP	1:47.439	5 8	+0.716	148.2
12	22 Owen VAN TRIGT	NLD	AGR TEAM	KTM	Pirelli	JuniorGP	1:47.572	4 8	+0.849	148.0
13	25 Leonardo ABRUZZO	ITA	MTA JUNIOR TEAM	KTM	Pirelli	JuniorGP	1:47.782	8 8	+1.059	147.7
14	34 Cesare TIEZZI	ITA	EAGLE-1	KTM	Pirelli	JuniorGP	1:47.872	5 9	+1.149	147.6
15	91 Kotaro UCHIUMI	JPN	MTA JUNIOR TEAM	KTM	Pirelli	JuniorGP	1:47.921	7 8	+1.198	147.5
16	20 Jakkreephat PHUETTISAN	THA	Honda Racing Thailand	Honda	Pirelli	JuniorGP	1:47.969	8 8	+1.246	147.5
17	56 Amon ODAKI	JPN	Asia Talent Team	Honda	Pirelli	JuniorGP	1:48.058	5 8	+1.335	147.4
18	29 Kevin FARKAS	HUN	AC RACING TEAM	KTM	Pirelli	JuniorGP	1:48.560	4 8	+1.837	146.7
19	36 Angus GRENFELL	AUS	SeventyTwo Artbox Racing Team	KTM	Pirelli	JuniorGP	1:48.594	4 8	+1.871	146.6
20	41 Aoi UEZU	JPN	MTA JUNIOR TEAM	KTM	Pirelli	JuniorGP	1:49.978	5 7	+3.255	144.8
21	2 Loris SCHÖNROCK	DEU	F. Koch Rennsport	KTM	Pirelli	JuniorGP	1:50.514	5 6	+3.791	144.1

Fastest Lap: Lap 5 | Alessandro MOROSI | 1:46.723 | 149.2 Kph

Track Status: **DRY**

Published at:

<p>Clerk of the Course: Miguel Ángel Rodríguez</p>	<p>Timekeeper: Denis del Pozo</p>
---	--




JuniorGP

FIM JuniorGP 2024 - CIRCUITO DE JEREZ

Qualifying 1

Best Sector Times

Sector 1			Sector 2			Sector 3			Pos	No Rider	Ideal Lap	Best Lap
Pos	No Rider	Time	No Rider	Time	No Rider	Time	Pos	No Rider				
1	67 C.O'GORMAN	26.157	56 A.ODAKI	16.156	19 A.MOROSI	30.906	1	19 A.MOROSI	1:46.675	1:46.723	(1)	
2	19 A.MOROSI	26.188	45 K.MONONYANE	16.224	48 L.PHOMMARA	30.946	2	4 M.PAWELEC	1:46.860	1:46.860	(2)	
3	8 E.O'SHEA	26.193	5 L.RAMMERSTORFER	16.236	67 C.O'GORMAN	31.041	3	67 C.O'GORMAN	1:46.868	1:46.977	(3)	
4	93 A.ADITAMA	26.212	22 O.VAN TRIGT	16.251	4 M.PAWELEC	31.101	4	48 L.PHOMMARA	1:46.875	1:47.289	(7)	
5	22 O.VAN TRIGT	26.223	48 L.PHOMMARA	16.264	57 D.SHAHRIL	31.145	5	45 K.MONONYANE	1:46.960	1:47.187	(6)	
6	48 L.PHOMMARA	26.263	57 D.SHAHRIL	16.270	91 K.UCHIUMI	31.189	6	8 E.O'SHEA	1:46.996	1:46.997	(4)	
7	52 E.BELFORD	26.265	72 E.LIGUORI	16.271	45 K.MONONYANE	31.210	7	22 O.VAN TRIGT	1:47.036	1:47.572	(12)	
8	45 K.MONONYANE	26.271	4 M.PAWELEC	16.310	52 E.BELFORD	31.256	8	93 A.ADITAMA	1:47.073	1:47.425	(10)	
9	34 C.TIEZZI	26.279	29 K.FARKAS	16.315	8 E.O'SHEA	31.278	9	5 L.RAMMERSTORFER	1:47.179	1:47.179	(5)	
10	4 M.PAWELEC	26.292	52 E.BELFORD	16.315	5 L.RAMMERSTORFER	31.294	10	57 D.SHAHRIL	1:47.192	1:47.305	(8)	
11	5 L.RAMMERSTORFER	26.294	93 A.ADITAMA	16.323	72 E.LIGUORI	31.297	11	72 E.LIGUORI	1:47.196	1:47.439	(11)	
12	57 D.SHAHRIL	26.302	67 C.O'GORMAN	16.326	22 O.VAN TRIGT	31.297	12	52 E.BELFORD	1:47.197	1:47.345	(9)	
13	72 E.LIGUORI	26.335	25 L.ABRUZZO	16.336	93 A.ADITAMA	31.300	13	56 A.ODAKI	1:47.486	1:48.058	(17)	
14	91 K.UCHIUMI	26.397	8 E.O'SHEA	16.339	25 L.ABRUZZO	31.376	14	25 L.ABRUZZO	1:47.619	1:47.782	(13)	
15	56 A.ODAKI	26.418	34 C.TIEZZI	16.368	36 A.GRENFELL	31.422	15	34 C.TIEZZI	1:47.623	1:47.872	(14)	
16	25 L.ABRUZZO	26.517	19 A.MOROSI	16.382	34 C.TIEZZI	31.432	16	91 K.UCHIUMI	1:47.675	1:47.921	(15)	
17	20 J.PHUETTISAN	26.517	20 J.PHUETTISAN	16.436	56 A.ODAKI	31.520	17	20 J.PHUETTISAN	1:47.812	1:47.969	(16)	
18	36 A.GRENFELL	26.634	91 K.UCHIUMI	16.555	20 J.PHUETTISAN	31.528	18	29 K.FARKAS	1:48.269	1:48.560	(18)	
19	29 K.FARKAS	26.655	2 L.SCHÖNROCK	16.651	29 K.FARKAS	31.778	19	36 A.GRENFELL	1:48.409	1:48.594	(19)	
20	41 A.UEZU	26.768	36 A.GRENFELL	16.706	41 A.UEZU	31.824	20	41 A.UEZU	1:49.625	1:49.978	(20)	
21	2 L.SCHÖNROCK	27.280	41 A.UEZU	16.783	2 L.SCHÖNROCK	32.391	21	2 L.SCHÖNROCK	1:50.308	1:50.514	(21)	




JuniorGP

FIM JuniorGP 2024 - CIRCUITO DE JEREZ

Qualifying 1

Best Top Speed

No Rider	Team	Class	Top 1		Top 2		Top 3		Top 4		Top 5		Avg
			Kph	Lap	Kph	Lap	Kph	Lap	Kph	Lap	Kph	Lap	
56 Amon ODAKI	Asia Talent Team	JuniorGP□	213.9	6	212.2	4	210.5	7	209.7	2	209.7	3	211.2
5 Leo RAMMERSTORFER	LIQUI MOLY HUSQVARNA INTACT GP JUNIOR TEAM	JuniorGP□	213.4	8	212.6	6	210.9	2	208.9	5	208.1	3	210.8
20 Jakkreephat PHUETTISAN	Honda Racing Thailand	JuniorGP□	213.0	6	213.0	8	212.6	2	211.8	7	210.5	5	212.2
93 Arbi ADITAMA	Astra Honda Racing Team	JuniorGP□	213.0	8	212.2	5	212.2	7	209.7	3	209.7	6	211.4
57 Danial SHAHRIL	Asia Talent Team	JuniorGP□	212.2	6	211.8	8	210.9	3	210.5	5	210.1	2	211.1
29 Kevin FARKAS	AC RACING TEAM	JuniorGP□	211.8	6	210.1	3	210.1	4	210.1	5	207.7	2	210.0
72 Edoardo LIGUORI	AC RACING TEAM	JuniorGP□	211.8	4	208.1	3	207.7	8	206.9	2	206.5	5	208.2
22 Owen VAN TRIGT	AGR TEAM	JuniorGP□	210.9	8	206.5	6	204.9	7	203.8	1	203.8	5	206.0
8 Eddie O'SHEA	British Talent Team - MLav Racing	JuniorGP□	209.7	7	208.9	6	207.7	4	207.7	5	207.7	8	208.3
34 Cesare TIEZZI	EAGLE-1	JuniorGP□	209.3	5	206.9	3	206.5	8	206.1	9	205.7	7	206.9
45 Kgotso MONONYANE	AGR TEAM	JuniorGP□	208.9	5	207.7	2	207.7	6	205.7	3	204.5	7	206.9
67 Casey James O'GORMAN	Team Estrella Galicia 0,0	JuniorGP□	208.9	7	207.7	8	207.3	1	207.3	2	206.5	5	207.5
25 Leonardo ABRUZZO	MTA JUNIOR TEAM	JuniorGP□	208.5	5	208.1	6	208.1	8	207.3	4	206.9	2	207.8
48 Lenox PHOMMARA	MTA JUNIOR TEAM	JuniorGP□	208.5	2	208.1	5	207.7	6	205.3	7	204.5	3	206.8
52 Evan BELFORD	British Talent Team - MLav Racing	JuniorGP□	208.5	4	208.1	8	206.1	3	205.3	5	205.3	6	206.7
41 Aoi UEZU	MTA JUNIOR TEAM	JuniorGP□	206.9	2	203.8	5	202.2	6	202.2	7	201.5	4	203.3
19 Alessandro MOROSI	CFMOTO Aspar Junior Team	JuniorGP□	206.5	5	206.1	4	205.3	6	202.6	2	201.9	3	204.5
4 Milan PAWELEC	STV Laglisse Racing	JuniorGP□	205.7	6	204.5	7	203.8	5	203.0	8	201.5	4	203.7
2 Loris SCHÖNROCK	F. Koch Rennsport	JuniorGP□	205.3	6	204.2	5	201.9	4	200.4	2	194.9	3	201.3
91 Kotaro UCHIUMI	MTA JUNIOR TEAM	JuniorGP□	205.3	8	204.9	5	204.2	7	203.8	6	202.6	4	204.2
36 Angus GRENFELL	SeventyTwo Artbox Racing Team	JuniorGP□	204.5	8	203.4	5	203.4	7	202.2	4	201.9	6	203.1



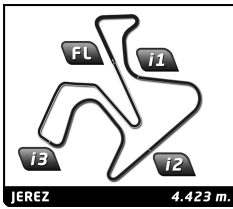
JuniorGP

FIM JuniorGP 2024 - CIRCUITO DE JEREZ

Qualifying 1

Fastest Lap Sequence

Elapsed	No	Rider	Team	Bike	Class	Time	Kph	Lap
3:48.408	91	Kotaro UCHIUMI	MTA JUNIOR TEAM	KTM	JuniorGP ^T	1:49.373	145.6	2
3:49.919	19	Alessandro MOROSI	CFMOTO Aspar Junior Team	CFMOTO	JuniorGP ^T	1:49.011	146.1	2
4:10.885	67	Casey James O'GORMAN	Team Estrella Galicia 0.0	Honda	JuniorGP ^T	1:47.700	147.8	2
5:58.208	67	Casey James O'GORMAN	Team Estrella Galicia 0.0	Honda	JuniorGP ^T	1:47.323	148.4	3
9:35.423	67	Casey James O'GORMAN	Team Estrella Galicia 0.0	Honda	JuniorGP ^T	1:46.977	148.8	5
9:35.851	4	Milan PAWELEC	STV Laglisse Racing	Husqvarna	JuniorGP ^T	1:46.860	149.0	5
13:15.024	19	Alessandro MOROSI	CFMOTO Aspar Junior Team	CFMOTO	JuniorGP ^T	1:46.723	149.2	5



JuniorGP

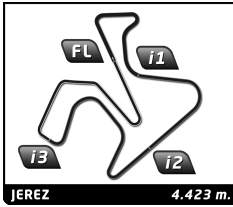
FIM JuniorGP 2024 - CIRCUITO DE JEREZ

Qualifying 1

Sector Analysis

— Invalidated Lap ■ Personal Best ■ Session Best B Crossing the pit lane

Lap	Time	Sector 1	Sector 2	Sector 3	Sector 4	T.Sp	Lap	Time	Sector 1	Sector 2	Sector 3	Sector 4	T.Sp		
19	Alessandro MOROSI ITA							2	1:48.663	26.895	16.507	31.744	33.517	207.7	
	CFMOTO Aspar Junior Team CFMOTO							3	1:47.517	26.375	16.512	31.375	33.255	205.7	
1	2:00.908	37.970	16.908	31.770	34.260	200.7	4	1:49.820	26.347	16.766	31.918	34.789	201.9		
2	1:49.011	26.855	16.803	31.545	33.808	202.6	5	1:47.187	26.271	16.224	31.239	33.453	208.9		
3	5:33.995B	26.704	16.775	31.663	4:18.853	201.9	6	1:47.414	26.400	16.269	31.210	33.535	207.7		
4	2:04.387	39.727	16.508	33.974	34.178	206.1	7	1:47.536	26.329	16.381	31.256	33.570	204.5		
5	1:46.723	26.236	16.382	30.906	33.199	206.5	8	1:51.765	27.004	16.724	33.843	34.194	201.9		
6	1:47.060	26.188	16.434	31.013	33.425	205.3									
4	Milan PAWELEC POL							48	Lenoxx PHOMMARA CHE						
	STV Laglisse Racing Husqvarna								MTA JUNIOR TEAM KTM						
1	2:21.980	53.567	17.451	34.818	36.144	197.8	1	2:23.322	52.737	18.094	36.205	36.286	183.1		
2	1:49.642	26.804	16.758	32.150	33.930	196.7	2	1:47.766	26.518	16.301	31.443	33.504	208.5		
3	1:47.858	26.486	16.569	31.340	33.463	201.1	3	1:47.689	26.503	16.519	31.265	33.402	204.5		
4	1:49.511	26.443	16.544	32.066	34.458	201.5	4	1:49.649	26.403	16.798	31.717	34.731	202.6		
5	1:46.860	26.292	16.310	31.101	33.157	203.8	5	1:47.289	26.468	16.264	30.946	33.611	208.1		
6	1:50.567	26.411	16.546	33.888	33.722	205.7	6	1:47.414	26.263	16.303	31.332	33.516	207.7		
7	1:47.049	26.327	16.349	31.127	33.246	204.5	7	1:47.507	26.354	16.481	31.165	33.507	205.3		
8	1:47.186	26.378	16.473	31.113	33.222	203.0									
67	Casey James O'GORMAN IRL							57	Danial SHAHRIL MYS						
	Team Estrella Galicia 0,0 Honda								Asia Talent Team Honda						
1	2:23.185	56.170	17.249	33.765	36.001	207.3	1	2:24.071	56.126	17.695	33.945	36.305	205.3		
2	1:47.700	26.422	16.326	31.522	33.430	207.3	2	1:48.099	26.913	16.428	31.283	33.475	210.1		
3	1:47.323	26.344	16.556	31.041	33.382	203.8	3	1:47.937	26.705	16.484	31.176	33.572	210.9		
4	1:50.238	26.579	16.804	32.606	34.249	203.0	4	1:52.188	26.412	16.403	31.943	37.430	208.1		
5	1:46.977	26.157	16.329	31.058	33.433	206.5	5	1:48.530	26.635	16.364	31.562	33.969	210.5		
6	1:50.746	26.323	16.439	34.413	33.571	203.4	6	1:47.787	26.483	16.270	31.247	33.787	212.2		
7	1:47.088	26.295	16.336	31.113	33.344	208.9	7	1:47.305	26.302	16.327	31.145	33.531	209.7		
8	1:47.193	26.323	16.409	31.067	33.394	207.7	8	1:47.437	26.313	16.304	31.186	33.634	211.8		
8	Eddie O'SHEA GBR							52	Evan BELFORD GBR						
	British Talent Team - MLav Racing Honda								British Talent Team - MLav Racing Honda						
1	2:57.492	1:35.208	16.747	31.928	33.609	204.5	1	2:58.760	1:35.961	16.790	32.098	33.911	204.5		
2	1:48.781	26.604	16.599	31.540	34.038	204.2	2	1:47.998	26.553	16.414	31.450	33.581	204.9		
3	1:47.978	26.523	16.586	31.486	33.383	204.2	3	1:47.751	26.460	16.391	31.434	33.466	206.1		
4	1:47.421	26.337	16.459	31.291	33.334	207.7	4	1:47.345	26.265	16.315	31.390	33.375	208.5		
5	1:49.318	27.469	16.688	31.568	33.593	207.7	5	1:48.291	26.732	16.512	31.445	33.602	205.3		
6	1:46.997	26.194	16.339	31.278	33.186	208.9	6	1:47.421	26.324	16.480	31.256	33.361	205.3		
7	1:47.929	26.193	16.458	31.326	33.952	209.7	7	1:48.690	26.541	16.550	31.610	33.989	204.5		
8	1:49.609	26.478	16.565	32.434	34.132	207.7	8	1:48.471	26.396	16.509	31.812	33.754	208.1		
5	Leo RAMMERSTORFER AUT							93	Arbi ADITAMA IDN						
	LIQUI MOLY HUSQVARNA INTACT C Husqvarna								Astra Honda Racing Team Honda						
1	2:22.728	53.118	18.187	34.303	37.120	171.2	1	2:25.795	56.917	17.656	34.450	36.772	195.3		
2	1:49.196	27.026	16.529	31.885	33.756	210.9	2	1:48.024	26.578	16.404	31.499	33.543	208.9		
3	1:48.399	26.503	16.546	31.537	33.813	208.1	3	1:47.766	26.486	16.545	31.497	33.238	209.7		
4	1:49.421	26.324	16.317	32.138	34.642	208.1	4	1:50.868	26.489	16.385	31.300	36.694	208.1		
5	1:48.056	26.457	16.310	31.672	33.617	208.9	5	1:47.649	26.507	16.376	31.304	33.462	212.2		
6	1:47.433	26.369	16.290	31.419	33.355	212.6	6	1:49.563	26.536	16.550	32.324	34.153	209.7		
7	1:50.051	26.498	16.681	32.680	34.192	200.4	7	1:47.632	26.212	16.323	31.621	33.476	212.2		
8	1:47.179	26.294	16.236	31.294	33.355	213.4	8	1:47.425	26.350	16.425	31.366	33.284	213.0		
45	Kgopotso MONONYANE ZAF							72	Edoardo LIGUORI ITA						
	AGR TEAM KTM								AC RACING TEAM KTM						
1	2:22.703	53.798	17.481	33.646	37.778	190.8	1	2:23.527	55.074	18.315	33.956	36.182	199.6		
							2	1:48.935	26.996	16.499	31.554	33.886	206.9		
							3	1:48.145	26.523	16.556	31.561	33.505	208.1		
							4	1:50.035	26.335	16.271	32.645	34.784	211.8		



JuniorGP

FIM JuniorGP 2024 - CIRCUITO DE JEREZ

Qualifying 1

Sector Analysis

— Invalidated Lap ■ Personal Best ■ Session Best B Crossing the pit lane

Lap	Time	Sector 1	Sector 2	Sector 3	Sector 4	T.Sp	Lap	Time	Sector 1	Sector 2	Sector 3	Sector 4	T.Sp
5	1:47.439	26.438	16.411	31.297	33.293	206.5	6	1:48.957	26.583	16.506	31.744	34.124	213.0
6	1:50.690	26.523	17.209	32.174	34.784	206.1	7	1:48.299	26.741	16.480	31.715	33.363	211.8
7	1:49.622	26.869	16.577	32.371	33.805	206.1	8	1:47.969	26.517	16.436	31.685	33.331	213.0
8	1:48.103	26.435	16.541	31.478	33.649	207.7							

22	Owen VAN TRIGT	NLD				
	AGR TEAM	KTM				
1	2:01.099	38.425	16.904	31.886	33.884	203.8
2	1:49.135	26.721	16.793	31.617	34.004	201.9
3	1:48.153	26.481	16.668	31.488	33.516	201.5
4	1:47.572	26.432	16.578	31.297	33.265	203.4
5	2:05.326B	26.904	16.637	32.021	49.764	203.8
6	1:55.693	33.769	16.587	31.664	33.673	206.5
7	1:48.542	26.865	16.500	31.352	33.825	204.9
8	1:47.784	26.223	16.251	31.562	33.748	210.9

25	Leonardo ABRUZZO	ITA				
	MTA JUNIOR TEAM	KTM				
1	2:24.232	53.507	17.883	34.985	37.857	177.6
2	1:49.191	27.064	16.554	31.814	33.759	206.9
3	1:49.173	27.226	16.498	31.767	33.682	206.9
4	1:48.471	26.551	16.488	31.525	33.907	207.3
5	1:48.631	26.707	16.662	31.519	33.743	208.5
6	1:49.073	26.590	16.417	31.570	34.496	208.1
7	1:47.812	26.658	16.336	31.428	33.390	206.9
8	1:47.782	26.517	16.387	31.376	33.502	208.1

34	Cesare TIEZZI	ITA				
	EAGLE-1	KTM				
1	2:08.864	44.047	17.153	33.118	34.546	200.7
2	1:49.043	26.767	16.618	31.778	33.880	205.3
3	1:48.046	26.469	16.513	31.445	33.619	206.9
4	1:49.441	27.172	16.676	31.820	33.773	203.8
5	1:47.872	26.518	16.368	31.432	33.554	209.3
6	1:53.572	29.260	17.005	32.265	35.042	202.6
7	1:48.367	26.668	16.531	31.624	33.544	205.7
8	1:48.126	26.418	16.513	31.483	33.712	206.5
9	1:47.909	26.279	16.462	31.490	33.678	206.1

91	Kotaro UCHIUMI	JPN				
	MTA JUNIOR TEAM	KTM				
1	1:59.035	36.128	16.995	31.765	34.147	200.7
2	1:49.373	27.315	16.804	31.403	33.851	201.9
3	1:48.759	26.592	16.777	31.462	33.928	201.9
4	1:48.620	26.544	16.710	31.508	33.858	202.6
5	1:48.414	26.712	16.636	31.258	33.808	204.9
6	1:48.154	26.576	16.630	31.245	33.703	203.8
7	1:47.921	26.525	16.555	31.307	33.534	204.2
8	1:48.143	26.512	16.593	31.233	33.805	205.3

20	Jakkreephat PHUETTISAN	THA				
	Honda Racing Thailand	Honda				
1	2:24.640	54.378	17.317	36.214	36.731	179.4
2	1:48.903	26.925	16.469	31.983	33.526	212.6
3	1:48.729	26.653	16.590	31.976	33.510	208.9
4	1:48.502	26.530	16.680	31.528	33.764	207.3
5	1:49.041	26.912	16.582	31.573	33.974	210.5

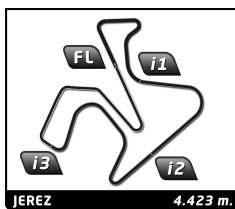
56	Amon ODAKI	JPN				
	Asia Talent Team	Honda				
1	2:23.567	53.393	18.003	34.609	37.562	175.0
2	1:48.443	26.780	16.413	31.648	33.602	209.7
3	1:48.356	26.826	16.495	31.643	33.392	209.7
4	1:49.498	26.504	16.273	32.063	34.658	212.2
5	1:48.058	26.539	16.468	31.520	33.531	209.7
6	1:48.161	26.418	16.156	31.586	34.001	213.9
7	1:48.314	26.630	16.538	31.567	33.579	210.5
8	1:48.819	26.775	16.580	31.712	33.752	209.7

29	Kevin FARKAS	HUN				
	AC RACING TEAM	KTM				
1	2:23.861	56.236	17.674	33.675	36.276	205.3
2	1:50.119	27.055	16.642	32.278	34.144	207.7
3	1:48.673	26.804	16.377	31.971	33.521	210.1
4	1:48.560	26.655	16.377	31.778	33.750	210.1
5	1:50.606	28.239	16.412	32.009	33.946	210.1
6	1:49.107	26.794	16.315	32.054	33.944	211.8
7	1:48.755	26.741	16.422	31.818	33.774	207.3
8	1:49.500	26.945	16.546	31.951	34.058	207.3

36	Angus GRENFELL	AUS				
	SeventyTwo Artbox Racing Team	KTM				
1	2:08.032	43.324	17.698	32.821	34.189	195.3
2	1:49.149	26.884	16.888	31.494	33.883	199.3
3	1:48.664	26.774	16.770	31.422	33.698	200.7
4	1:48.594	26.725	16.706	31.516	33.647	202.2
5	1:50.482	26.634	16.716	33.272	33.860	203.4
6	2:04.135B	27.271	17.114	31.972	47.778	201.9
7	1:53.722	31.150	16.734	31.778	34.060	203.4
8	1:48.965	26.744	16.752	31.621	33.848	204.5

41	Aoi UEZU	JPN				
	MTA JUNIOR TEAM	KTM				
1	2:24.535	54.626	17.187	35.025	37.697	189.8
2	1:51.309	27.716	16.804	32.234	34.555	206.9
3	1:51.981	27.809	17.464	32.302	34.406	195.7
4	1:50.102	27.051	16.895	31.824	34.332	201.5
5	1:49.978	26.768	16.783	32.177	34.250	203.8
6	1:51.392	27.274	17.075	32.388	34.655	202.2
7	1:50.977	27.049	16.937	32.262	34.729	202.2

2	Loris SCHÖNROCK	DEU				
	F. Koch Rennsport	KTM				
1	2:08.881	42.345	17.706	33.984	34.846	194.6
2	1:52.517	27.802	17.011	32.641	35.063	200.4
3	1:55.350	28.397	17.417	33.787	35.749	194.9
4	1:53.497	28.095	17.056	33.074	35.272	201.9
5	1:50.514	27.393	16.651	32.484	33.986	204.2
6	1:50.625	27.280	16.692	32.391	34.262	205.3



JuniorGP

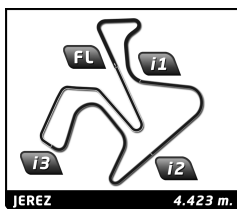
FIM JuniorGP 2024 - CIRCUITO DE JEREZ

Qualifying 1

Slow Sector Analysis (114%)

■ Personal Best ■ Session Best B Crossing the pit lane

Lap	Time	Sector 1	Sector 2	Sector 3	Sector 4	Elapsed	Lap	Time	Sector 1	Sector 2	Sector 3	Sector 4	Elapsed
2 Loris SCHÖNROCK DEU F. Koch Rennsport KTM							4	1:48.502	26.530	16.680	31.528	33.764	7:50.774
1	2:08.881	42.345	17.706	33.984	34.846	2:08.881	5	1:49.041	26.912	16.582	31.573	33.974	9:39.815
2	1:52.517	27.802	17.011	32.641	35.063	4:01.398	6	1:48.957	26.583	16.506	31.744	34.124	11:28.772
3	1:55.350	28.397	17.417	33.787	35.749	5:56.748	7	1:48.299	26.741	16.480	31.715	33.363	13:17.071
4	1:53.497	28.095	17.056	33.074	35.272	7:50.245	8	1:47.969	26.517	16.436	31.685	33.331	15:05.040
5	1:50.514	27.393	16.651	32.484	33.986	9:40.759	22 Owen VAN TRIGT NLD AGR TEAM KTM						
6	1:50.625	27.280	16.692	32.391	34.262	11:31.384	1	2:01.099	38.425	16.904	31.886	33.884	2:01.099
4 Milan PAWELEC POL STV Laglisse Racing Husqvarna							2	1:49.135	26.721	16.793	31.617	34.004	3:50.234
1	2:21.980	53.567	17.451	34.818	36.144	2:21.980	3	1:48.153	26.481	16.668	31.488	33.516	5:38.387
2	1:49.642	26.804	16.758	32.150	33.930	4:11.622	4	1:47.572	26.432	16.578	31.297	33.265	7:25.959
3	1:47.858	26.486	16.569	31.340	33.463	5:59.480	5	2:05.326B	26.904	16.637	32.021	49.764	9:31.285
4	1:49.511	26.443	16.544	32.066	34.458	7:48.991	6	1:55.693	33.769	16.587	31.664	33.673	11:26.978
5	1:46.860	26.292	16.310	31.101	33.157	9:35.851	7	1:48.542	26.865	16.500	31.352	33.825	13:15.520
6	1:50.567	26.411	16.546	33.888	33.722	11:26.418	8	1:47.784	26.223	16.251	31.562	33.748	15:03.304
7	1:47.049	26.327	16.349	31.127	33.246	13:13.467	25 Leonardo ABRUZZO ITA MTA JUNIOR TEAM KTM						
8	1:47.186	26.378	16.473	31.113	33.222	15:00.653	1	2:24.232	53.507	17.883	34.985	37.857	2:24.232
5 Leo RAMMERSTORFER AUT LIQUI MOLY HUSQVARNA INTACT C Husqvarna							2	1:49.191	27.064	16.554	31.814	33.759	4:13.423
1	2:22.728	53.118	18.187	34.303	37.120	2:22.728	3	1:49.173	27.226	16.498	31.767	33.682	6:02.596
2	1:49.196	27.026	16.529	31.885	33.756	4:11.924	4	1:48.471	26.551	16.488	31.525	33.907	7:51.067
3	1:48.399	26.503	16.546	31.537	33.813	6:00.323	5	1:48.631	26.707	16.662	31.519	33.743	9:39.698
4	1:49.421	26.324	16.317	32.138	34.642	7:49.744	6	1:49.073	26.590	16.417	31.570	34.496	11:28.771
5	1:48.056	26.457	16.310	31.672	33.617	9:37.800	7	1:47.812	26.658	16.336	31.428	33.390	13:16.583
6	1:47.433	26.369	16.290	31.419	33.355	11:25.233	8	1:47.782	26.517	16.387	31.376	33.502	15:04.365
7	1:50.051	26.498	16.681	32.680	34.192	13:15.284	29 Kevin FARKAS HUN AC RACING TEAM KTM						
8	1:47.179	26.294	16.236	31.294	33.355	15:02.463	1	2:23.861	56.236	17.674	33.675	36.276	2:23.861
8 Eddie O'SHEA GBR British Talent Team - MLav Racing Honda							2	1:50.119	27.055	16.642	32.278	34.144	4:13.980
1	2:57.492	1:35.208	16.747	31.928	33.609	2:57.492	3	1:48.673	26.804	16.377	31.971	33.521	6:02.653
2	1:48.781	26.604	16.599	31.540	34.038	4:46.273	4	1:48.560	26.655	16.377	31.778	33.750	7:51.213
3	1:47.978	26.523	16.586	31.486	33.383	6:34.251	5	1:50.606	28.239	16.412	32.009	33.946	9:41.819
4	1:47.421	26.337	16.459	31.291	33.334	8:21.672	6	1:49.107	26.794	16.315	32.054	33.944	11:30.926
5	1:49.318	27.469	16.688	31.568	33.593	10:10.990	7	1:48.755	26.741	16.422	31.818	33.774	13:19.681
6	1:46.997	26.194	16.339	31.278	33.186	11:57.987	8	1:49.500	26.945	16.546	31.951	34.058	15:09.181
7	1:47.929	26.193	16.458	31.326	33.952	13:45.916	34 Cesare TIEZZI ITA EAGLE-1 KTM						
8	1:49.609	26.478	16.565	32.434	34.132	15:35.525	1	2:08.864	44.047	17.153	33.118	34.546	2:08.864
19 Alessandro MOROSI ITA CFMOTO Aspar Junior Team CFMOTO							2	1:49.043	26.767	16.618	31.778	33.880	3:57.907
1	2:00.908	37.970	16.908	31.770	34.260	2:00.908	3	1:48.046	26.469	16.513	31.445	33.619	5:45.953
2	1:49.011	26.855	16.803	31.545	33.808	3:49.919	4	1:49.441	27.172	16.676	31.820	33.773	7:35.394
3	5:33.995B	26.704	16.775	31.663	4:18.853	9:23.914	5	1:47.872	26.518	16.368	31.432	33.554	9:23.266
4	2:04.387	39.727	16.508	33.974	34.178	11:28.301	6	1:53.572	29.260	17.005	32.265	35.042	11:16.838
5	1:46.723	26.236	16.382	30.906	33.199	13:15.024	7	1:48.367	26.668	16.531	31.624	33.544	13:05.205
6	1:47.060	26.188	16.434	31.013	33.425	15:02.084	8	1:48.126	26.418	16.513	31.483	33.712	14:53.331
20 Jakkreephat PHUETTISAN THA Honda Racing Thailand Honda							9	1:47.909	26.279	16.462	31.490	33.678	16:41.240
1	2:24.640	54.378	17.317	36.214	36.731	2:24.640	36 Angus GRENFELL AUS SeventyTwo Artbox Racing Team KTM						
2	1:48.903	26.925	16.469	31.983	33.526	4:13.543	1	2:08.032	43.324	17.698	32.821	34.189	2:08.032
3	1:48.729	26.653	16.590	31.976	33.510	6:02.272	2	1:49.149	26.884	16.888	31.494	33.883	3:57.181
							3	1:48.664	26.774	16.770	31.422	33.698	5:45.845
							4	1:48.594	26.725	16.706	31.516	33.647	7:34.439



JuniorGP


FIM JuniorGP 2024 - CIRCUITO DE JEREZ

Qualifying 1

Slow Sector Analysis (114%)

■ Personal Best ■ Session Best B Crossing the pit lane

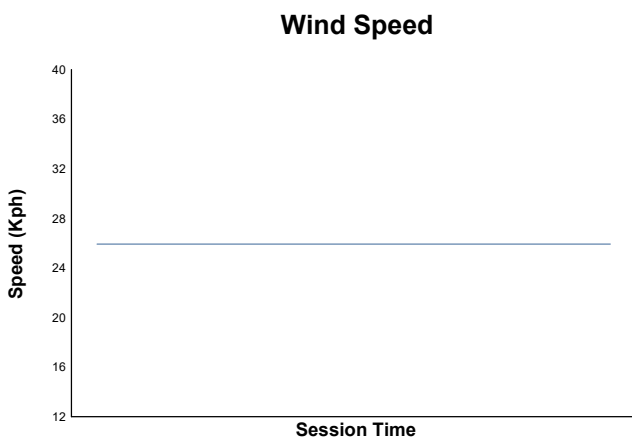
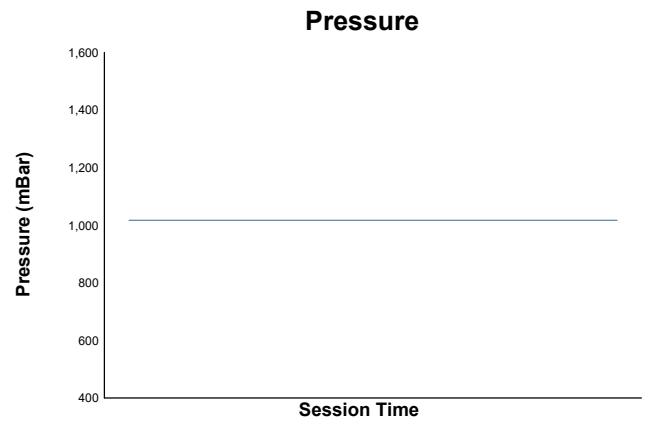
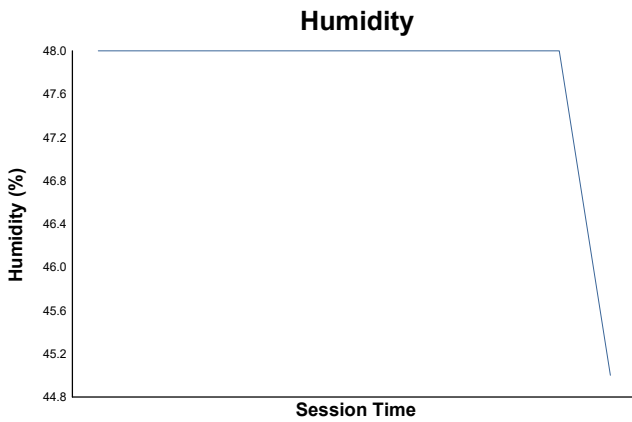
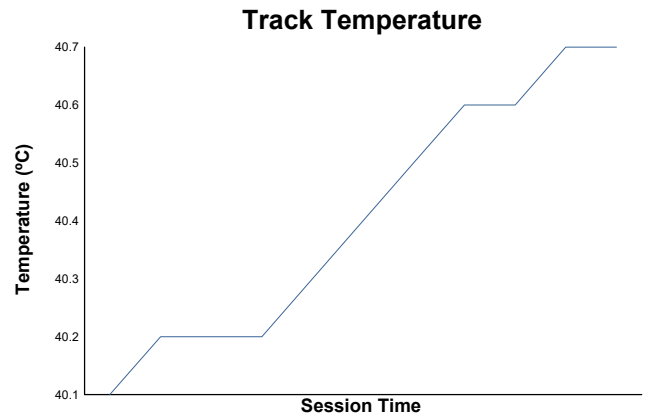
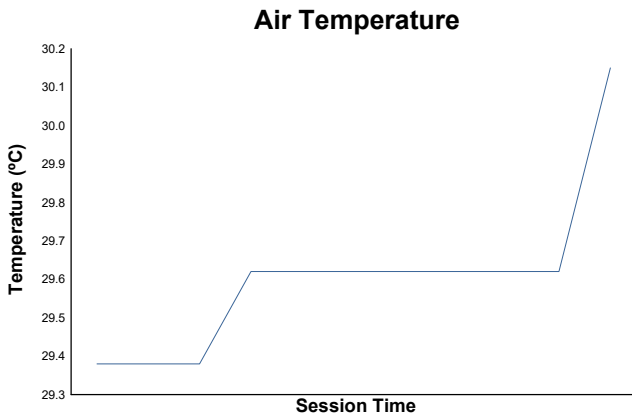
Lap	Time	Sector 1	Sector 2	Sector 3	Sector 4	Elapsed	Lap	Time	Sector 1	Sector 2	Sector 3	Sector 4	Elapsed
5	1:50.482	26.634	16.716	33.272	33.860	9:24.921							
6	2:04.135B	27.271	17.114	31.972	47.778	11:29.056							
7	1:53.722	31.150	16.734	31.778	34.060	13:22.778							
8	1:48.965	26.744	16.752	31.621	33.848	15:11.743							
41 Aoi UEZU JPN							57 Danial SHAHRIL MYS						
MTA JUNIOR TEAM KTM							Asia Talent Team Honda						
1	2:24.535	54.626	17.187	35.025	37.697	2:24.535	1	2:24.071	56.126	17.695	33.945	36.305	2:24.071
2	1:51.309	27.716	16.804	32.234	34.555	4:15.844	2	1:48.099	26.913	16.428	31.283	33.475	4:12.170
3	1:51.981	27.809	17.464	32.302	34.406	6:07.825	3	1:47.937	26.705	16.484	31.176	33.572	6:00.107
4	1:50.102	27.051	16.895	31.824	34.332	7:57.927	4	1:52.188	26.412	16.403	31.943	37.430	7:52.295
5	1:49.978	26.768	16.783	32.177	34.250	9:47.905	5	1:48.530	26.635	16.364	31.562	33.969	9:40.825
6	1:51.392	27.274	17.075	32.388	34.655	11:39.297	6	1:47.787	26.483	16.270	31.247	33.787	11:28.612
7	1:50.977	27.049	16.937	32.262	34.729	13:30.274	7	1:47.305	26.302	16.327	31.145	33.531	13:15.917
8							8	1:47.437	26.313	16.304	31.186	33.634	15:03.354
45 Kgototso MONONYANE ZAF							67 Casey James O'GORMAN IRL						
AGR TEAM KTM							Team Estrella Galicia 0,0 Honda						
1	2:22.703	53.798	17.481	33.646	37.778	2:22.703	1	2:23.185	56.170	17.249	33.765	36.001	2:23.185
2	1:48.663	26.895	16.507	31.744	33.517	4:11.366	2	1:47.700	26.422	16.326	31.522	33.430	4:10.885
3	1:47.517	26.375	16.512	31.375	33.255	5:58.883	3	1:47.323	26.344	16.556	31.041	33.382	5:58.208
4	1:49.820	26.347	16.766	31.918	34.789	7:48.703	4	1:50.238	26.579	16.804	32.606	34.249	7:48.446
5	1:47.187	26.271	16.224	31.239	33.453	9:35.890	5	1:46.977	26.157	16.329	31.058	33.433	9:35.423
6	1:47.414	26.400	16.269	31.210	33.535	11:23.304	6	1:50.746	26.323	16.439	34.413	33.571	11:26.169
7	1:47.536	26.329	16.381	31.256	33.570	13:10.840	7	1:47.088	26.295	16.336	31.113	33.344	13:13.257
8	1:51.765	27.004	16.724	33.843	34.194	15:02.605	8	1:47.193	26.323	16.409	31.067	33.394	15:00.450
48 Lennox PHOMMARA CHE							72 Edoardo LIGUORI ITA						
MTA JUNIOR TEAM KTM							AC RACING TEAM KTM						
1	2:23.322	52.737	18.094	36.205	36.286	2:23.322	1	2:23.527	55.074	18.315	33.956	36.182	2:23.527
2	1:47.766	26.518	16.301	31.443	33.504	4:11.088	2	1:48.935	26.996	16.499	31.554	33.886	4:12.462
3	1:47.689	26.503	16.519	31.265	33.402	5:58.777	3	1:48.145	26.523	16.556	31.561	33.505	6:00.607
4	1:49.649	26.403	16.798	31.717	34.731	7:48.426	4	1:50.035	26.335	16.271	32.645	34.784	7:50.642
5	1:47.289	26.468	16.264	30.946	33.611	9:35.715	5	1:47.439	26.438	16.411	31.297	33.293	9:38.081
6	1:47.414	26.263	16.303	31.332	33.516	11:23.129	6	1:50.690	26.523	17.209	32.174	34.784	11:28.771
7	1:47.507	26.354	16.481	31.165	33.507	13:10.636	7	1:49.622	26.869	16.577	32.371	33.805	13:18.393
8							8	1:48.103	26.435	16.541	31.478	33.649	15:06.496
52 Evan BELFORD GBR							91 Kotaro UCHIUMI JPN						
British Talent Team - MLav Racing Honda							MTA JUNIOR TEAM KTM						
1	2:58.760	1:35.961	16.790	32.098	33.911	2:58.760	1	1:59.035	36.128	16.995	31.765	34.147	1:59.035
2	1:47.998	26.553	16.414	31.450	33.581	4:46.758	2	1:49.373	27.315	16.804	31.403	33.851	3:48.408
3	1:47.751	26.460	16.391	31.434	33.466	6:34.509	3	1:48.759	26.592	16.777	31.462	33.928	5:37.167
4	1:47.345	26.265	16.315	31.390	33.375	8:21.854	4	1:48.620	26.544	16.710	31.508	33.858	7:25.787
5	1:48.291	26.732	16.512	31.445	33.602	10:10.145	5	1:48.414	26.712	16.636	31.258	33.808	9:14.201
6	1:47.421	26.324	16.480	31.256	33.361	11:57.566	6	1:48.154	26.576	16.630	31.245	33.703	11:02.355
7	1:48.690	26.541	16.550	31.610	33.989	13:46.256	7	1:47.921	26.525	16.555	31.307	33.534	12:50.276
8	1:48.471	26.396	16.509	31.812	33.754	15:34.727	8	1:48.143	26.512	16.593	31.233	33.805	14:38.419
56 Amon ODAKI JPN							93 Arbi ADITAMA IDN						
Asia Talent Team Honda							Astra Honda Racing Team Honda						
1	2:23.567	53.393	18.003	34.609	37.562	2:23.567	1	2:25.795	56.917	17.656	34.450	36.772	2:25.795
2	1:48.443	26.780	16.413	31.648	33.602	4:12.010	2	1:48.024	26.578	16.404	31.499	33.543	4:13.819
3	1:48.356	26.826	16.495	31.643	33.392	6:00.366	3	1:47.766	26.486	16.545	31.497	33.238	6:01.585
4	1:49.498	26.504	16.273	32.063	34.658	7:49.864	4	1:50.868	26.489	16.385	31.300	36.694	7:52.453
5	1:48.058	26.539	16.468	31.520	33.531	9:37.922	5	1:47.649	26.507	16.376	31.304	33.462	9:40.102
6	1:48.161	26.418	16.156	31.586	34.001	11:26.083	6	1:49.563	26.536	16.550	32.324	34.153	11:29.665
7	1:48.314	26.630	16.538	31.567	33.579	13:14.397	7	1:47.632	26.212	16.323	31.621	33.476	13:17.297
8	1:48.819	26.775	16.580	31.712	33.752	15:03.216	8	1:47.425	26.350	16.425	31.366	33.284	15:04.722



FIM JuniorGP 2024 - CIRCUITO DE JEREZ

JuniorGP Qualifying 1

Weather Report



Track Status: **DRY**