

JuniorGP

FIM JuniorGP 2024 - CIRCUITO DE JEREZ

Qualifying 2

Classification

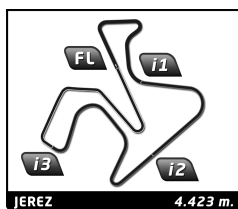
No	Rider	Nat	Team	Bike	Tires	Cl.	Time	Lap Total	Gap	Kph
1	96 Guido PINI	ITA	SeventyTwo Artbox Racing Team	KTM	Pirelli	JuniorGP	1:45.321	4 8	-	151.2
2	51 Brian URIARTE	ESP	SeventyTwo Artbox Racing Team	KTM	Pirelli	JuniorGP	1:45.694	5 8	+0.373	150.6
3	83 Álvaro CARPE	ESP	STV Laglisse Racing	Husqvarna	Pirelli	JuniorGP	1:45.879	4 8	+0.558	150.4
4	54 Jesús RIOS	ESP	MRE TALENT	KTM	Pirelli	JuniorGP	1:45.956	3 7	+0.635	150.3
5	28 Máximo QUILES	ESP	Team Estrella Galicia 0,0	Honda	Pirelli	JuniorGP	1:46.188	5 8	+0.867	149.9
6	27 Rico SALMELA	FIN	LIQUI MOLY HUSQVARNA INTACT GP JUNIOR TEAM	Husqvarna	Pirelli	JuniorGP	1:46.304	5 8	+0.983	149.8
7	94 Facundo LLAMBIAS	URY	Team Estrella Galicia 0,0	Honda	Pirelli	JuniorGP	1:46.334	2 8	+1.013	149.7
8	47 Dodo BOGGIO	ITA	EAGLE-1	KTM	Pirelli	JuniorGP	1:46.499	4 8	+1.178	149.5
9	8 Eddie O'SHEA	GBR	British Talent Team - MLav Racing	Honda	Pirelli	JuniorGP	1:46.514	2 8	+1.193	149.5
10	67 Casey James O'GORMAN	IRL	Team Estrella Galicia 0,0	Honda	Pirelli	JuniorGP	1:46.635	5 8	+1.314	149.3
11	13 Hakim DANISH	MYS	SIC Racing - MSI	KTM	Pirelli	JuniorGP	1:46.752	6 8	+1.431	149.2
12	11 Adrián CRUCES	ESP	FINETWORK TEAM	KTM	Pirelli	JuniorGP	1:46.758	4 8	+1.437	149.1
13	78 Jakob ROSENTHALER	AUT	LIQUI MOLY HUSQVARNA INTACT GP JUNIOR TEAM	Husqvarna	Pirelli	JuniorGP	1:46.767	8 8	+1.446	149.1
14	21 Ruché MOODLEY	ZAF	FINETWORK TEAM	KTM	Pirelli	JuniorGP	1:46.806	5 8	+1.485	149.1
15	19 Alessandro MOROSI	ITA	CFMOTO Aspar Junior Team	CFMOTO	Pirelli	JuniorGP	1:46.837	7 7	+1.516	149.0
16	14 Cormac BUCHANAN	NZL	AGR TEAM	KTM	Pirelli	JuniorGP	1:46.924	2 5	+1.603	148.9
17	89 Marcos URIARTE	ESP	CFMOTO Aspar Junior Team	CFMOTO	Pirelli	JuniorGP	1:47.079	4 7	+1.758	148.7
18	4 Milan PAWELEC	POL	STV Laglisse Racing	Husqvarna	Pirelli	JuniorGP	1:47.874	7 7	+2.553	147.6

Fastest Lap: Lap 4 Guido PINI 1:45.321 151.2 Kph

Track Status: **DRY**

Published at:

Clerk of the Course: Miguel Ángel Rodríguez	Timekeeper: Denis del Pozo
---	--------------------------------------




JuniorGP

FIM JuniorGP 2024 - CIRCUITO DE JEREZ

Qualifying 2

Best Sector Times

Sector 1			Sector 2			Sector 3			Ideal Lap	Best Lap	
Pos	No Rider	Time	No Rider	Time	No Rider	Time	Pos	No Rider			
1	83 Á.CARPE	25.874	54 J.RIOS	16.011	96 G.PINI	30.606	1	96 G.PINI	1:45.233	1:45.321	(1)
2	51 B.URIARTE	25.907	27 R.SALMELA	16.073	51 B.URIARTE	30.613	2	51 B.URIARTE	1:45.531	1:45.694	(2)
3	96 G.PINI	25.911	83 Á.CARPE	16.076	54 J.RIOS	30.630	3	83 Á.CARPE	1:45.605	1:45.879	(3)
4	14 C.BUCHANAN	25.967	89 M.URIARTE	16.084	83 Á.CARPE	30.750	4	54 J.RIOS	1:45.735	1:45.956	(4)
5	54 J.RIOS	25.978	8 E.O'SHEA	16.091	94 F.LLAMBIAS	30.846	5	94 F.LLAMBIAS	1:45.915	1:46.334	(7)
6	28 M.QUILES	25.998	96 G.PINI	16.098	11 A.CRUCES	30.920	6	14 C.BUCHANAN	1:46.154	1:46.924	(16)
7	94 F.LLAMBIAS	26.018	78 J.ROSENTHALER	16.123	27 R.SALMELA	30.920	7	28 M.QUILES	1:46.157	1:46.188	(5)
8	8 E.O'SHEA	26.026	28 M.QUILES	16.136	14 C.BUCHANAN	31.009	8	27 R.SALMELA	1:46.175	1:46.304	(6)
9	47 D.BOGGIO	26.036	47 D.BOGGIO	16.144	21 R.MOODLEY	31.033	9	8 E.O'SHEA	1:46.188	1:46.514	(9)
10	11 A.CRUCES	26.038	21 R.MOODLEY	16.149	13 H.DANISH	31.069	10	11 A.CRUCES	1:46.379	1:46.758	(12)
11	67 C.O'GORMAN	26.042	11 A.CRUCES	16.163	8 E.O'SHEA	31.079	11	47 D.BOGGIO	1:46.396	1:46.499	(8)
12	13 H.DANISH	26.046	14 C.BUCHANAN	16.165	47 D.BOGGIO	31.082	12	13 H.DANISH	1:46.409	1:46.752	(11)
13	27 R.SALMELA	26.085	13 H.DANISH	16.188	28 M.QUILES	31.098	13	78 J.ROSENTHALER	1:46.439	1:46.767	(13)
14	21 R.MOODLEY	26.101	67 C.O'GORMAN	16.206	67 C.O'GORMAN	31.103	14	67 C.O'GORMAN	1:46.455	1:46.635	(10)
15	78 J.ROSENTHALER	26.108	19 A.MOROSI	16.216	78 J.ROSENTHALER	31.118	15	21 R.MOODLEY	1:46.481	1:46.806	(14)
16	19 A.MOROSI	26.110	94 F.LLAMBIAS	16.235	19 A.MOROSI	31.202	16	19 A.MOROSI	1:46.813	1:46.837	(15)
17	89 M.URIARTE	26.137	51 B.URIARTE	16.236	89 M.URIARTE	31.265	17	89 M.URIARTE	1:46.880	1:47.079	(17)
18	4 M.PAWELEC	26.332	4 M.PAWELEC	16.497	4 M.PAWELEC	31.413	18	4 M.PAWELEC	1:47.558	1:47.874	(18)




JuniorGP

FIM JuniorGP 2024 - CIRCUITO DE JEREZ

Qualifying 2

Best Top Speed

No Rider	Team	Class	Top 1		Top 2		Top 3		Top 4		Top 5	
			Kph	Lap	Kph	Lap	Kph	Lap	Kph	Lap	Kph	Lap
8 Eddie O'SHEA	British Talent Team - MLav Racing	JuniorGP	215.6	2	214.7	3	211.4	4	207.3	7	206.5	8
89 Marcos URIARTE	CFMOTO Aspar Junior Team	JuniorGP	214.7	4	212.6	5	212.6	7	210.9	6	208.5	3
27 Rico SALMELA	LIQUI MOLY HUSQVARNA INTACT GP JUNIOR TEAM	JuniorGP	214.3	8	212.2	3	210.5	5	209.7	2	208.9	7
28 Máximo QUILES	Team Estrella Galicia 0,0	JuniorGP	213.9	5	210.5	3	208.9	8	208.5	4	207.3	2
11 Adrián CRUCES	FINETWORK TEAM	JuniorGP	213.4	2	213.4	8	212.6	6	210.9	4	210.5	5
14 Cormac BUCHANAN	AGR TEAM	JuniorGP	213.4	2	212.6	3	212.2	5	211.4	4	181.8	1
78 Jakob ROSENTHALER	LIQUI MOLY HUSQVARNA INTACT GP JUNIOR TEAM	JuniorGP	213.4	5	212.2	8	211.4	2	210.5	3	209.3	7
19 Alessandro MOROSI	CFMOTO Aspar Junior Team	JuniorGP	213.0	6	210.1	7	204.9	2	203.8	3	201.9	4
47 Dodo BOGGIO	EAGLE-1	JuniorGP	212.6	6	211.8	4	210.9	7	204.9	8	203.4	1
67 Casey James O'GORMAN	Team Estrella Galicia 0,0	JuniorGP	212.6	5	212.6	7	212.2	4	212.2	8	210.9	3
83 Álvaro CARPE	STV Laglisse Racing	JuniorGP	212.6	4	211.4	3	211.4	6	207.3	8	204.9	7
21 Ruché MOODLEY	FINETWORK TEAM	JuniorGP	212.2	5	211.8	3	211.8	8	210.9	7	208.9	4
94 Facundo LLAMBIAS	Team Estrella Galicia 0,0	JuniorGP	212.2	2	212.2	4	210.5	3	210.1	5	207.7	6
96 Guido PINI	SeventyTwo Artbox Racing Team	JuniorGP	211.4	3	210.1	2	210.1	4	209.7	6	209.7	8
54 Jesús RIOS	MRE TALENT	JuniorGP	210.9	7	207.3	5	206.9	6	205.7	3	204.5	2
13 Hakim DANISH	SIC Racing - MSI	JuniorGP	210.5	3	210.5	6	209.7	8	209.3	2	207.7	4
51 Brian URIARTE	SeventyTwo Artbox Racing Team	JuniorGP	209.3	7	208.5	5	207.7	2	207.7	4	207.7	6
4 Milan PAWELEC	STV Laglisse Racing	JuniorGP	204.9	2	203.0	6	201.5	3	201.1	5	201.1	7



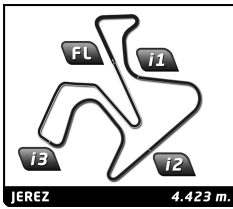
JuniorGP

FIM JuniorGP 2024 - CIRCUITO DE JEREZ

Qualifying 2

Fastest Lap Sequence

Elapsed	No	Rider	Team	Bike	Class	Time	Kph	Lap
4:26.362	19	Alessandro MOROSI	CFMOTO Aspar Junior Team	CFMOTO	JuniorGP ^T	1:48.367	146.9	2
4:48.878	54	Jesús RIOS	MRE TALENT	KTM	JuniorGP ^T	1:46.863	149.0	2
5:14.194	78	Jakob ROSENTHALER	LIQUI MOLY HUSQVARNA INTACT GP JUNIOR TEAM	Husqvarna	JuniorGP ^T	1:46.827	149.1	2
5:14.970	8	Eddie O'SHEA	British Talent Team - MLav Racing	Honda	JuniorGP ^T	1:46.514	149.5	2
5:39.827	51	Brian URIARTE	SeventyTwo Artbox Racing Team	KTM	JuniorGP ^T	1:45.973	150.3	2
6:05.840	96	Guido PINI	SeventyTwo Artbox Racing Team	KTM	JuniorGP ^T	1:45.852	150.4	2
7:51.312	96	Guido PINI	SeventyTwo Artbox Racing Team	KTM	JuniorGP ^T	1:45.472	151.0	3
9:36.633	96	Guido PINI	SeventyTwo Artbox Racing Team	KTM	JuniorGP ^T	1:45.321	151.2	4



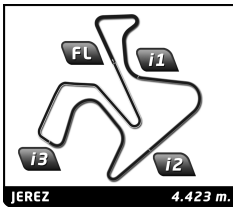
JuniorGP

FIM JuniorGP 2024 - CIRCUITO DE JEREZ

Qualifying 2

Sector Analysis

_ Invalidated Lap							■ Personal Best							■ Session Best							B Crossing the pit lane																																									
Lap	Time	Sector 1	Sector 2	Sector 3	Sector 4	T.Sp	Lap	Time	Sector 1	Sector 2	Sector 3	Sector 4	T.Sp	Lap	Time	Sector 1	Sector 2	Sector 3	Sector 4	T.Sp	Lap	Time	Sector 1	Sector 2	Sector 3	Sector 4	T.Sp																																			
96 Guido PINI SeventyTwo Artbox Racing Team ITA KTM							1	3:27.788	1:56.076	16.842	34.667	40.203	200.7	2	1:51.173	26.523	16.317	33.529	34.804	209.7	3	1:46.785	26.209	16.195	31.144	33.237	212.2	4	1:47.512	26.085	16.338	31.035	34.054	207.3	5	1:46.304	26.099	16.188	30.920	33.097	210.5	6	1:51.369	28.492	16.459	31.483	34.935	207.3	7	1:49.171	26.138	16.287	31.574	35.172	208.9	8	1:46.815	26.142	16.073	31.049	33.551	214.3
51 Brian URIARTE SeventyTwo Artbox Racing Team ESP KTM							1	3:53.854	2:29.841	16.956	32.529	34.528	199.6	2	1:45.973	26.126	16.335	30.715	32.797	207.7	3	1:49.116	25.980	16.564	32.289	34.283	206.5	4	1:45.832	26.083	16.254	30.613	32.882	207.7	5	1:45.694	25.907	16.236	30.776	32.775	208.5	6	1:45.901	25.951	16.331	30.746	32.873	207.7	7	1:45.966	26.010	16.257	30.655	33.044	209.3	8	1:46.336	26.127	16.291	31.011	32.907	206.9
83 Álvaro CARPE STV Laglisse Racing ESP Husqvarna							1	3:26.921	1:53.437	16.749	35.160	41.575	204.2	2	1:51.613	26.275	16.488	34.744	34.106	200.0	3	1:45.915	26.022	16.178	30.810	32.905	211.4	4	1:45.879	25.874	16.076	30.750	33.179	212.6	5	1:51.116	28.669	16.571	32.443	33.433	203.4	6	1:45.992	25.936	16.096	30.857	33.103	211.4	7	1:49.694	26.686	16.873	32.025	34.110	204.9	8	1:48.949	26.426	16.652	31.980	33.891	207.3
54 Jesús RIOS MRE TALENT ESP KTM							1	3:02.015	1:39.120	16.808	32.020	34.067	200.0	2	1:46.863	26.193	16.373	30.871	33.426	204.5	3	1:45.956	25.978	16.232	30.630	33.116	205.7	4	3:53.502	27.211	16.905	32.529	2:36.857	197.1	5	2:02.772	40.629	16.327	31.188	34.628	207.3	6	1:47.462	25.997	16.246	31.045	34.174	206.9	7	1:47.628	26.628	16.011	31.427	33.562	210.9							
28 Máximo QUILES Team Estrella Galicia 0,0 ESP Honda							1	3:25.987	1:56.229	16.720	32.932	40.106	203.8	2	1:48.714	26.304	16.770	31.695	33.945	207.3	3	1:46.465	26.067	16.303	31.098	32.997	210.5	4	1:49.887	27.242	16.522	32.381	33.742	208.5	5	1:46.188	25.998	16.136	31.129	32.925	213.9	6	1:51.094	27.316	16.542	32.112	35.124	207.3	7	1:48.881	26.085	16.520	32.176	34.100	207.3	8	1:49.097	26.296	16.398	32.471	33.932	208.9
27 Rico SALMELA LIQUI MOLY HUSQVARNA INTACT C FIN Husqvarna							1	3:29.259	1:58.436	16.797	33.671	40.355	203.4	2	1:47.286	26.424	16.326	31.430	33.106	209.3																																										
94 Facundo LLAMBIAS Team Estrella Galicia 0,0 URY Honda							1	3:53.908	2:28.318	17.276	33.031	35.283	201.9	2	1:46.334	26.279	16.235	31.004	32.816	212.2	3	1:48.334	26.018	16.348	31.839	34.129	210.5	4	1:46.663	26.553	16.292	30.846	32.972	212.2	5	1:46.691	26.128	16.281	31.004	33.278	210.1	6	1:48.343	26.245	16.546	31.615	33.937	207.7	7	1:49.726	26.696	16.704	32.218	34.108	205.7	8	1:48.985	26.464	16.773	32.019	33.729	203.0
47 Dodo BOGGIO EAGLE-1 ITA KTM							1	3:19.843	1:53.425	17.129	33.272	36.017	203.4	2	1:53.268	26.427	16.470	35.883	34.488	203.4	3	1:49.898	27.604	16.819	31.716	33.759	201.1	4	1:46.499	26.101	16.182	31.082	33.134	211.8	5	1:49.552	26.657	16.916	32.324	33.655	198.2	6	1:50.272	26.179	16.299	31.814	35.980	212.6	7	1:49.447	26.056	16.144	31.697	35.550	210.9	8	1:47.785	26.036	16.424	31.718	33.607	204.9
8 Eddie O'SHEA British Talent Team - MLav Racing GBR Honda							1	3:28.456	1:56.709	16.651	35.249	39.847	206.1	2	1:46.514	26.248	16.091	31.183	32.992	215.6	3	1:47.715	26.026	16.391	31.568	33.730	214.7	4	1:46.620	26.034	16.400	31.079	33.107	211.4	5	1:48.666	26.785	16.762	31.716	33.403	200.7	6	1:49.689	26.635	16.624	32.259	34.171	204.9	7	1:49.781	26.561	16.693	32.398	34.129	207.3	8	1:48.947	26.202	16.624	32.538	33.583	206.5
67 Casey James O'GORMAN Team Estrella Galicia 0,0 IRL Honda							1	3:26.383	1:55.258	17.405	33.472	40.248	193.2	2	1:47.214	26.357	16.297	31.103	33.457	209.7	3	1:48.808	27.014	16.682	31.225	33.887	210.9	4	1:48.477	26.207	16.574	31.786	33.910	212.2	5	1:46.635	26.051	16.206	31.274	33.104	212.6	6	1:51.733	26.636	17.156	32.464	35.477	209.3	7	1:48.656	26.673	16.414	31.614	33.955	212.6	8	1:46.881	26.042	16.299	31.308	33.232	212.2
13 Hakim DANISH SIC Racing - MSI MYS KTM							1	3:29.259	1:58.436	16.797	33.671	40.355	203.4	2	1:47.286	26.424	16.326	31.430	33.106	209.3																																										



JuniorGP


FIM JuniorGP 2024 - CIRCUITO DE JEREZ

Qualifying 2

Sector Analysis

— Invalidated Lap ■ Personal Best ■ Session Best B Crossing the pit lane

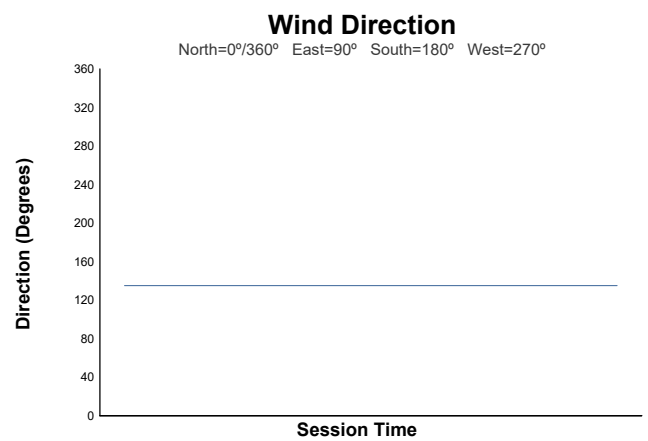
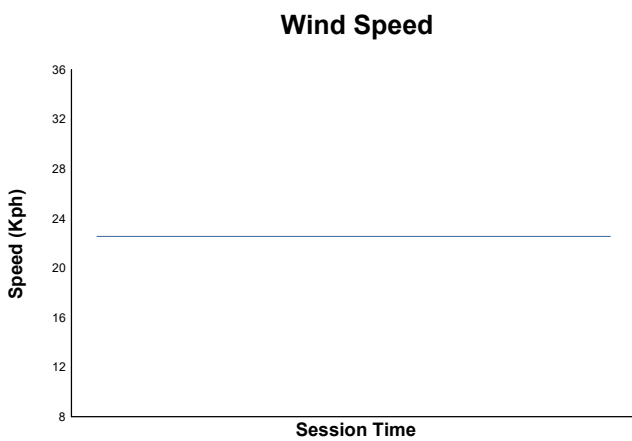
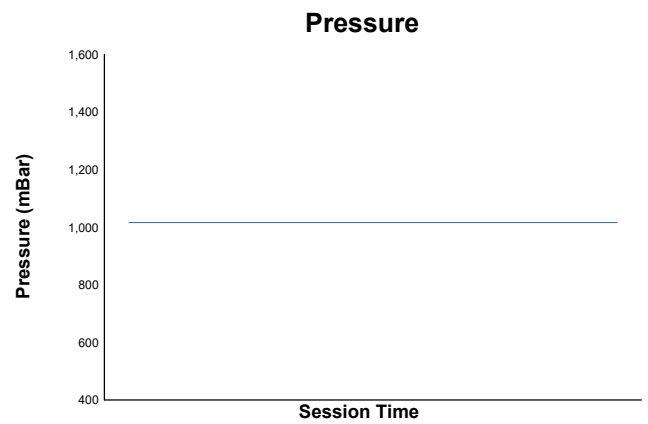
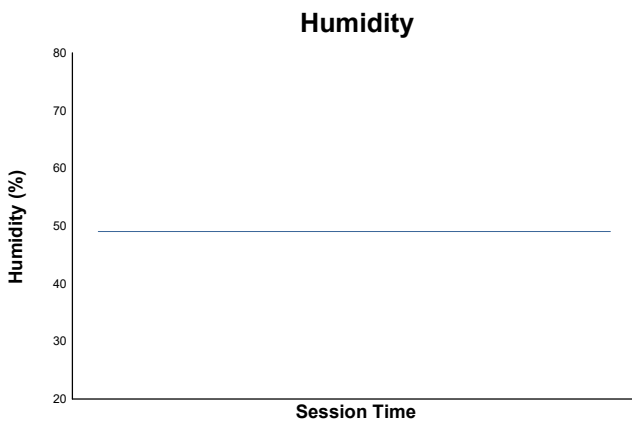
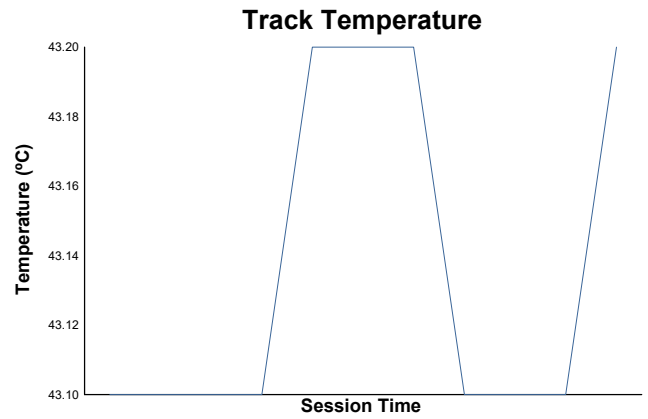
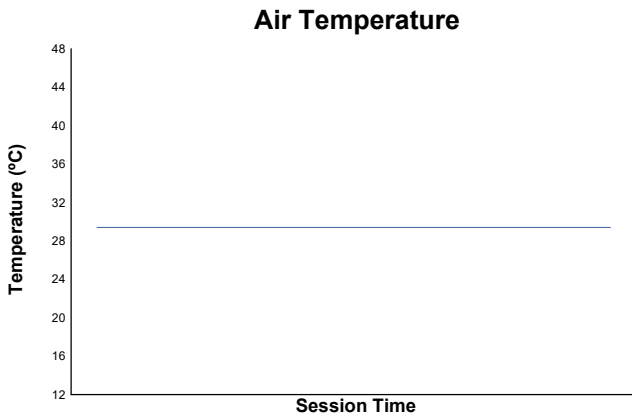
Lap	Time	Sector 1	Sector 2	Sector 3	Sector 4	T.Spd	Lap	Time	Sector 1	Sector 2	Sector 3	Sector 4	T.Spd
3	1:46.875	26.266	16.188	31.069	33.352	210.5							
4	1:48.982	26.046	16.377	31.861	34.698	207.7							
5	1:48.631	26.523	16.326	32.218	33.564	206.9							
6	1:46.752	26.107	16.205	31.134	33.306	210.5							
7	1:53.718	26.558	16.695	35.394	35.071	204.9							
8	1:46.790	26.188	16.262	31.167	33.173	209.7							
11	Adrián CRUCES					ESP	89	Marcos URIARTE					ESP
	FINETWORK TEAM					KTM		CFMOTO Aspar Junior Team					CFMOTO
1	3:29.543	2:02.391	16.651	31.678	38.823	204.9	1	2:26.634	1:04.566	16.724	31.490	33.854	204.5
2	1:46.842	26.196	16.323	31.065	33.258	213.4	2	4:26.102 B	26.584	16.675	33.964	3:08.879	205.3
3	1:47.491	26.208	16.453	31.199	33.631	210.1	3	2:00.818	37.120	16.940	31.544	35.214	208.5
4	1:46.758	26.038	16.245	30.920	33.555	210.9	4	1:47.079	26.146	16.218	31.265	33.450	214.7
5	1:48.702	27.113	16.334	31.552	33.703	210.5	5	1:47.957	26.137	16.134	31.267	34.419	212.6
6	1:50.363	26.211	16.275	32.796	35.081	212.6	6	1:50.298	26.253	16.250	33.667	34.128	210.9
7	1:49.696	26.160	16.342	31.398	35.796	210.1	7	1:47.400	26.203	16.084	31.719	33.394	212.6
8	1:47.232	26.189	16.163	31.296	33.584	213.4							
78	Jakob ROSENTHALER					AUT	4	Milan PAWELEC					POL
	LIQUI MOLY HUSQVARNA INTACT C					Husqvarna		STV Laglisse Racing					Husqvarna
1	3:27.367	1:55.529	17.228	33.880	40.730	194.6	1	2:36.870	1:09.571	16.829	31.706	38.764	200.7
2	1:46.827	26.160	16.239	31.146	33.282	211.4	2	1:49.599	27.519	16.973	31.413	33.694	204.9
3	1:47.210	26.409	16.585	31.118	33.098	210.5	3	4:05.432 B	27.304	16.750	31.719	2:49.659	201.5
4	1:49.890	26.874	17.413	31.813	33.790	198.5	4	2:06.461	43.818	17.303	31.651	33.689	200.0
5	1:47.067	26.108	16.123	31.416	33.420	213.4	5	1:49.637	26.361	16.922	31.944	34.410	201.1
6	1:50.498	26.322	16.759	32.556	34.861	204.2	6	1:49.474	26.606	16.497	32.315	34.056	203.0
7	1:49.142	26.112	16.167	32.682	34.181	209.3	7	1:47.874	26.332	16.567	31.659	33.316	201.1
8	1:46.767	26.187	16.173	31.317	33.090	212.2							
21	Ruché MOODLEY					ZAF							
	FINETWORK TEAM					KTM							
1	3:30.845	2:02.942	16.433	31.692	39.778	207.3							
2	1:48.448	26.305	16.572	31.339	34.232	206.1							
3	1:46.848	26.271	16.225	31.154	33.198	211.8							
4	1:47.277	26.101	16.267	31.033	33.876	208.9							
5	1:46.806	26.215	16.250	31.114	33.227	212.2							
6	1:51.297	26.236	16.474	33.979	34.608	204.2							
7	1:47.759	26.119	16.309	31.151	34.180	210.9							
8	1:47.778	26.141	16.149	31.663	33.825	211.8							
19	Alessandro MOROSI					ITA							
	CFMOTO Aspar Junior Team					CFMOTO							
1	2:37.995	1:09.378	16.921	31.613	40.083	201.5							
2	1:48.367	26.554	16.772	31.360	33.681	204.9							
3	4:10.363 B	27.208	16.829	31.695	2:54.631	203.8							
4	2:01.792	39.659	16.774	31.661	33.698	201.9							
5	1:51.515	26.236	16.945	33.399	34.935	197.4							
6	1:49.906	26.159	16.216	31.298	36.233	213.0							
7	1:46.837	26.110	16.240	31.202	33.285	210.1							
14	Cormac BUCHANAN					NZL							
	AGR TEAM					KTM							
1	3:28.208	1:54.862	17.690	35.843	39.813	181.8							
2	1:46.924	26.341	16.225	31.345	33.013	213.4							
3	1:46.936	26.250	16.289	31.009	33.388	212.6							
4	5:19.722 B	30.420	16.283	31.171	4:01.848	211.4							
5	1:59.349	36.488	16.262	31.701	34.898	212.2							



FIM JuniorGP 2024 - CIRCUITO DE JEREZ

JuniorGP
Qualifying 2

Weather Report



Track Status: **DRY**