

European Talent Cup

FIM JuniorGP 2024 - CIRCUITO DE JEREZ

Qualifying 2 - Group B

Classification

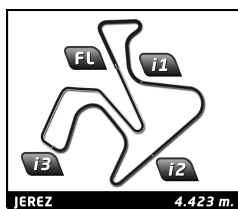
No	Rider	Nat	Team	Bike	Tires	Cl.	Time	Lap Total	Gap	Kph
1	71 Carlos CANO	ESP	SeventyTwo Artbox Racing Team	Honda	Pirelli	ETC	1:49.054	8 8	-	146.0
2	11 David GONZÁLEZ	ESP	AC RACING TEAM	Honda	Pirelli	ETC	1:49.671	2 8	+0.617	145.2
3	22 Jesús TORRES	ESP	Team Estrella Galicia 0,0	Honda	Pirelli	ETC	1:49.805	8 8	+0.751	145.0
4	45 Alex LONGARELA	ESP	LIQUI MOLY HUSQVARNA INTACT GP JUNIOR TEAM	Honda	Pirelli	ETC	1:50.011	8 8	+0.957	144.7
5	27 Kerman TINEZ	VEN	MIR RACING FINETWORK TEAM	Honda	Pirelli	ETC	1:50.096	5 8	+1.042	144.6
6	25 Gonzalo PÉREZ	ESP	Team Larresport	Honda	Pirelli	ETC	1:50.124	5 8	+1.070	144.6
7	90 Luca AGOSTINELLI	VNM	TEAM ECHOVIT PASINI RACING	Honda	Pirelli	ETC	1:50.136	7 7	+1.082	144.6
8	47 Yaroslav KARPUSHIN	KGZ	Frando Racing VHC Team	Honda	Pirelli	ETC	1:50.248	6 8	+1.194	144.4
9	37 Marianos NIKOLIS	AUS	Team Estrella Galicia 0,0	Honda	Pirelli	ETC	1:50.634	6 8	+1.580	143.9
10	55 Mikey LOU	USA	MIR RACING FINETWORK TEAM	Honda	Pirelli	ETC	1:50.635	2 8	+1.581	143.9
11	26 Pau ALSINA	ESP	Team Estrella Galicia 0,0	Honda	Pirelli	ETC	1:50.828	6 6	+1.774	143.7
12	62 Alberto ENRÍQUEZ	ECU	84R TEAM	Honda	Pirelli	ETC	1:50.856	5 8	+1.802	143.6
13	8 Edoardo BERTOLA	ITA	EAGLE-1	Honda	Pirelli	ETC	1:50.967	6 6	+1.913	143.5
14	81 Matteo GABARRINI	ITA	TEAM ECHOVIT PASINI RACING	Honda	Pirelli	ETC	1:51.315	6 7	+2.261	143.0

Fastest Lap: Lap 8 | Carlos CANO | 1:49.054 | 146.0 Kph

Published at:

Track Status: **DRY**

<p>Clerk of the Course: Miguel Ángel Rodríguez</p>	<p>Timekeeper: Denis del Pozo</p>
---------------------------------------------------------------	----------------------------------------------



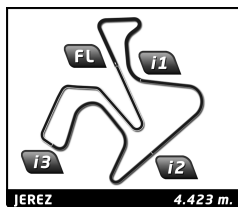
European Talent Cup

FIM JuniorGP 2024 - CIRCUITO DE JEREZ

Qualifying 2 - Group B

Best Sector Times

Sector 1			Sector 2			Sector 3			Ideal Lap	Best Lap				
Pos	No	Rider	Time	No	Rider	Time	No	Rider			Time			
1	71	C.CANO	26.517	47	Y.KARPUSHIN	16.586	71	C.CANO	31.497	1	71	C.CANO	1:48.800	1:49.054 (1)
2	11	D.GONZÁLEZ	26.788	90	L.AGOSTINELLI	16.590	22	J.TORRES	31.655	2	22	J.TORRES	1:49.528	1:49.805 (3)
3	22	J.TORRES	26.813	25	G.PÉREZ	16.715	11	D.GONZÁLEZ	31.731	3	11	D.GONZÁLEZ	1:49.531	1:49.671 (2)
4	62	A.ENRÍQUEZ	26.877	22	J.TORRES	16.725	27	K.TINEZ	31.743	4	90	L.AGOSTINELLI	1:49.846	1:50.136 (7)
5	47	Y.KARPUSHIN	26.920	71	C.CANO	16.733	45	A.LONGARELA	31.798	5	45	A.LONGARELA	1:49.921	1:50.011 (4)
6	27	K.TINEZ	26.928	37	M.NIKOLIS	16.739	90	L.AGOSTINELLI	31.876	6	27	K.TINEZ	1:49.999	1:50.096 (5)
7	26	P.ALSINA	26.951	11	D.GONZÁLEZ	16.762	25	G.PÉREZ	31.936	7	25	G.PÉREZ	1:50.035	1:50.124 (6)
8	37	M.NIKOLIS	26.966	55	M.LOU	16.838	55	M.LOU	32.017	8	47	Y.KARPUSHIN	1:50.182	1:50.248 (8)
9	81	M.GABARRINI	26.966	62	A.ENRÍQUEZ	16.901	26	P.ALSINA	32.098	9	37	M.NIKOLIS	1:50.249	1:50.634 (9)
10	45	A.LONGARELA	26.970	45	A.LONGARELA	16.903	62	A.ENRÍQUEZ	32.122	10	62	A.ENRÍQUEZ	1:50.267	1:50.856 (12)
11	55	M.LOU	27.047	81	M.GABARRINI	16.908	47	Y.KARPUSHIN	32.192	11	55	M.LOU	1:50.358	1:50.635 (10)
12	90	L.AGOSTINELLI	27.094	8	E.BERTOLA	16.909	37	M.NIKOLIS	32.195	12	26	P.ALSINA	1:50.595	1:50.828 (11)
13	25	G.PÉREZ	27.100	27	K.TINEZ	17.023	81	M.GABARRINI	32.241	13	81	M.GABARRINI	1:50.827	1:51.315 (14)
14	8	E.BERTOLA	27.185	26	P.ALSINA	17.152	8	E.BERTOLA	32.351	14	8	E.BERTOLA	1:50.953	1:50.967 (13)




European Talent Cup

FIM JuniorGP 2024 - CIRCUITO DE JEREZ

Qualifying 2 - Group B

Best Top Speed

No Rider	Team	Class	Top 1		Top 2		Top 3		Top 4		Top 5		Avg	
			Kph	Lap	Kph	Lap	Kph	Lap	Kph	Lap	Kph	Lap		
90	Luca AGOSTINELLI	TEAM ECHOVIT PASINI RACING	ETC	204.5	5	198.5	2	198.2	7	195.7	4	194.9	3	198.4
47	Yaroslav KARPUSHIN	Frando Racing VHC Team	ETC	202.6	6	199.6	5	196.0	4	193.9	2	190.1	1	196.4
11	David GONZÁLEZ	AC RACING TEAM	ETC	201.1	5	197.1	2	195.3	3	194.9	1	193.5	6	196.4
8	Edoardo BERTOLA	EAGLE-1	ETC	200.4	6	197.4	4	194.9	3	194.9	5	194.6	2	196.4
81	Matteo GABARRINI	TEAM ECHOVIT PASINI RACING	ETC	199.6	5	199.3	6	197.4	3	197.4	4	194.9	7	197.7
22	Jesús TORRES	Team Estrella Galicia 0,0	ETC	198.5	5	197.8	2	195.7	6	195.3	4	194.6	3	196.4
37	Marianos NIKOLIS	Team Estrella Galicia 0,0	ETC	197.8	5	194.9	6	194.2	4	193.9	7	191.2	8	194.4
62	Alberto ENRÍQUEZ	84R TEAM	ETC	197.8	4	196.4	7	195.3	6	193.9	3	193.9	5	195.5
25	Gonzalo PÉREZ	Team Larresport	ETC	197.4	6	196.7	7	194.6	5	192.9	4	192.5	2	194.8
55	Mikey LOU	MIR RACING FINETWORK TEAM	ETC	197.1	6	196.7	4	196.0	2	195.7	5	195.3	1	196.2
71	Carlos CANO	SeventyTwo Artbox Racing Team	ETC	196.7	5	195.7	2	194.6	3	194.2	7	193.9	4	195.0
45	Alex LONGARELA	LIQUI MOLY HUSQVARNA INTACT GP JUNIOR TEAM	ETC	193.5	6	192.2	5	192.2	8	191.8	7	191.5	2	192.2
26	Pau ALSINA	Team Estrella Galicia 0,0	ETC	191.8	2	189.8	6	188.8	3	187.8	1	180.0	5	187.6
27	Kerman TINEZ	MIR RACING FINETWORK TEAM	ETC	190.5	5	189.1	3	189.1	4	189.1	6	188.5	7	189.3



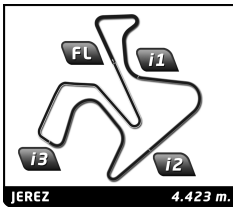
European Talent Cup

FIM JuniorGP 2024 - CIRCUITO DE JEREZ

Qualifying 2 - Group B

Fastest Lap Sequence

Elapsed	No Rider	Team	Bike	Class	Time	Kph	Lap
3:55.290	11 David GONZÁLEZ	AC RACING TEAM	Honda	ETC	1:49.671	145.2	2
5:24.249	71 Carlos CANO	SeventyTwo Artbox Racing Team	Honda	ETC	1:49.443	145.5	2
9:03.043	71 Carlos CANO	SeventyTwo Artbox Racing Team	Honda	ETC	1:49.266	145.7	4
14:33.754	71 Carlos CANO	SeventyTwo Artbox Racing Team	Honda	ETC	1:49.125	145.9	7
16:22.808	71 Carlos CANO	SeventyTwo Artbox Racing Team	Honda	ETC	1:49.054	146.0	8



European Talent Cup

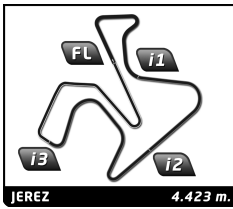
FIM JuniorGP 2024 - CIRCUITO DE JEREZ

Qualifying 2 - Group B

Sector Analysis

— Invalidated Lap ■ Personal Best ■ Session Best B Crossing the pit lane

Lap	Time	Sector 1	Sector 2	Sector 3	Sector 4	T.Spd	Lap	Time	Sector 1	Sector 2	Sector 3	Sector 4	T.Spd		
71	Carlos CANO						ESP	25	Gonzalo PÉREZ						ESP
SeventyTwo Artbox Racing Team							Team Larresport								
Honda							Honda								
1	3:34.806	2:09.024	17.872	32.816	35.094	192.2	1	2:12.885	47.335	17.509	32.968	35.073	191.2		
2	1:49.443	26.776	16.739	31.642	34.286	195.7	2	1:51.377	27.358	17.018	32.248	34.753	192.5		
3	1:49.528	26.517	16.733	32.124	34.154	194.6	3	1:50.973	27.258	17.042	32.204	34.469	192.5		
4	1:49.266	26.613	16.807	31.536	34.310	193.9	4	1:53.945	27.808	16.913	32.100	37.124	192.9		
5	1:49.564	26.856	16.747	31.597	34.364	196.7	5	1:50.124	27.100	16.804	31.936	34.284	194.6		
6	1:52.022	26.676	16.958	32.783	35.605	190.1	6	1:50.809	27.152	16.715	32.220	34.722	197.4		
7	1:49.125	26.692	16.750	31.548	34.135	194.2	7	1:55.249	27.393	17.207	32.274	38.375	196.7		
8	1:49.054	26.676	16.828	31.497	34.053	192.5	8	1:50.885	27.124	17.053	32.155	34.553	192.5		
11	David GONZÁLEZ						ESP	90	Luca AGOSTINELLI						VNM
AC RACING TEAM							TEAM ECHOVIT PASINI RACING								
Honda							Honda								
1	2:05.619	40.240	17.278	32.634	35.467	194.9	1	3:34.775	2:08.501	18.122	32.909	35.243	192.9		
2	1:49.671	26.805	16.762	31.842	34.262	197.1	2	1:50.553	27.126	16.819	31.876	34.732	198.5		
3	1:57.827	33.650	16.910	32.546	34.721	195.3	3	2:07.611 B	27.534	17.036	32.975	50.066	194.9		
4	1:54.378	27.191	17.145	32.528	37.514	193.2	4	2:05.706	40.025	17.260	33.826	34.595	195.7		
5	1:50.339	26.794	16.892	32.192	34.461	201.1	5	1:50.386	27.147	16.590	32.189	34.460	204.5		
6	2:04.797 B	27.318	17.071	32.599	47.809	193.5	6	1:55.626	28.219	17.840	34.254	35.313	186.9		
7	2:07.292	41.245	17.051	32.153	36.843	190.8	7	1:50.136	27.094	16.763	31.993	34.286	198.2		
8	1:49.734	26.788	16.965	31.731	34.250	191.5									
22	Jesús TORRES						ESP	47	Yaroslav KARPUSHIN						KGZ
Team Estrella Galicia 0,0							Frando Racing VHC Team								
Honda							Honda								
1	2:05.598	39.911	17.490	32.627	35.570	191.5	1	2:08.325	42.922	17.623	32.644	35.136	190.1		
2	1:49.963	26.958	16.748	31.866	34.391	197.8	2	1:51.701	27.323	17.194	32.192	34.992	193.9		
3	1:58.017	29.728	17.017	32.747	38.525	194.6	3	1:53.329	27.383	17.797	33.362	34.787	190.1		
4	1:54.862	27.002	16.934	32.883	38.043	195.3	4	1:54.679	27.127	17.062	32.711	37.779	196.0		
5	1:50.043	26.848	16.725	31.902	34.568	198.5	5	1:50.903	26.949	16.782	32.464	34.708	199.6		
6	2:04.049 B	27.082	16.762	32.010	48.195	195.7	6	1:50.248	26.920	16.586	32.258	34.484	202.6		
7	2:05.897	41.421	17.119	32.478	34.879	188.2	7	1:56.122	27.699	17.418	32.543	38.462	189.5		
8	1:49.805	26.813	17.002	31.655	34.335	188.5	8	1:51.812	27.208	17.378	32.344	34.882	187.2		
45	Alex LONGARELA						ESP	37	Marianos NIKOLIS						AUS
LIQUI MOLY HUSQVARNA INTACT C							Team Estrella Galicia 0,0								
Honda							Honda								
1	2:26.465	1:00.443	18.133	32.687	35.202	186.5	1	2:03.943	37.755	17.625	33.018	35.545	188.8		
2	1:51.234	27.406	17.226	32.066	34.536	191.5	2	1:51.954	27.551	17.266	32.788	34.349	190.1		
3	1:51.464	27.199	17.123	32.232	34.910	191.5	3	1:58.712	27.452	18.160	33.938	39.162	188.2		
4	1:50.649	27.118	17.123	32.047	34.361	191.2	4	1:52.637	27.128	17.002	32.685	35.822	194.2		
5	1:50.424	27.171	16.959	31.901	34.393	192.2	5	1:51.153	26.966	16.944	32.543	34.700	197.8		
6	1:50.612	27.055	17.020	31.938	34.599	193.5	6	1:50.634	27.111	16.739	32.195	34.589	194.9		
7	1:50.354	26.970	16.995	31.904	34.485	191.8	7	1:54.084	28.284	17.362	33.334	35.104	193.9		
8	1:50.011	27.060	16.903	31.798	34.250	192.2	8	1:51.253	27.051	16.913	32.623	34.666	191.2		
27	Kerman TINEZ						VEN	55	Mikey LOU						USA
MIR RACING FINETWORK TEAM							MIR RACING FINETWORK TEAM								
Honda							Honda								
1	3:06.507	1:40.848	17.515	32.922	35.222	187.8	1	2:05.917	40.527	17.310	32.465	35.615	195.3		
2	1:51.406	27.130	17.228	32.212	34.836	187.8	2	1:50.635	27.146	17.016	32.017	34.456	196.0		
3	1:50.616	26.970	17.103	31.943	34.600	189.1	3	1:57.317	27.047	17.177	34.856	38.237	194.6		
4	1:50.310	26.928	17.064	31.823	34.495	189.1	4	1:53.075	27.077	17.043	32.688	36.267	196.7		
5	1:50.096	26.930	17.026	31.743	34.397	190.5	5	1:51.381	27.210	16.940	32.182	35.049	195.7		
6	1:50.105	26.976	17.023	31.801	34.305	189.1	6	1:51.297	27.765	16.838	32.103	34.591	197.1		
7	1:53.071	26.963	17.161	33.596	35.351	188.5	7	1:52.502	27.471	17.152	32.381	35.498	191.5		
8	1:52.104	27.150	17.162	32.506	35.286	188.2	8	1:52.624	28.131	16.992	32.678	34.823	194.6		
26	Pau ALSINA						ESP								
Team Estrella Galicia 0,0							Team Estrella Galicia 0,0								
Honda							Honda								



European Talent Cup

FIM JuniorGP 2024 - CIRCUITO DE JEREZ

Qualifying 2 - Group B

Sector Analysis

— Invalidated Lap ■ Personal Best ■ Session Best B Crossing the pit lane

Lap	Time	Sector 1	Sector 2	Sector 3	Sector 4	T.Spd
1	2:05.607	39.037	17.746	33.154	35.670	187.8
2	1:51.170	27.346	17.154	32.276	34.394	191.8
3	1:58.325	26.951	17.418	35.478	38.478	188.8
4	5:22.127 B					
5	2:07.025	34.505	17.962	36.012	38.546	180.0
6	1:50.828	27.140	17.152	32.098	34.438	189.8

62 **Alberto ENRÍQUEZ** ECU
84R TEAM Honda


1	2:04.049	38.111	17.466	32.983	35.489	189.1
2	1:51.698	27.507	17.218	32.606	34.367	191.8
3	1:55.688	28.620	17.335	34.408	35.325	193.9
4	1:57.588	29.385	16.954	32.796	38.453	197.8
5	1:50.856	27.167	16.901	32.352	34.436	193.9
6	1:51.304	27.037	17.059	32.541	34.667	195.3
7	1:51.440	26.877	16.920	32.122	35.521	196.4
8	1:51.185	27.272	17.132	32.159	34.622	190.5

8 **Edoardo BERTOLA** ITA
EAGLE-1 Honda

1	2:09.198	43.282	17.341	33.162	35.413	194.2
2	1:52.046	27.594	17.157	32.351	34.944	194.6
3	1:51.829	27.346	17.166	32.516	34.801	194.9
4	1:53.175	27.370	17.276	33.204	35.325	197.4
5	1:52.922	27.226	17.185	32.947	35.564	194.9
6	1:50.967	27.185	16.909	32.365	34.508	200.4

81 **Matteo GABARRINI** ITA
TEAM ECHOVIT PASINI RACING Honda

1	3:56.261	2:28.741	17.933	34.875	34.712	191.5
2	1:58.255	27.243	17.240	32.357	41.415	194.6
3	1:51.531	27.179	16.988	32.475	34.889	197.4
4	1:51.554	27.180	17.029	32.376	34.969	197.4
5	1:53.939	29.267	17.184	32.638	34.850	199.6
6	1:51.315	26.966	16.908	32.241	35.200	199.3
7	1:52.376	27.250	16.991	32.765	35.370	194.9

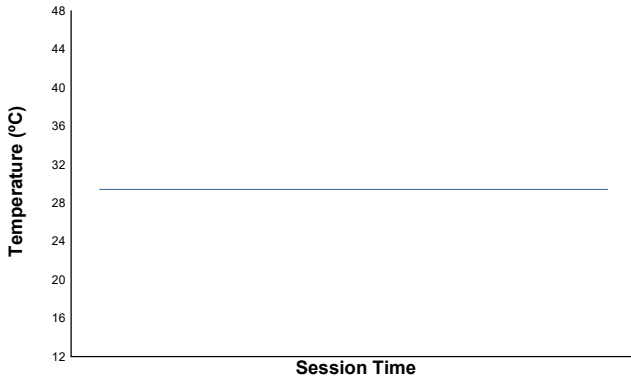


FIM JuniorGP 2024 - CIRCUITO DE JEREZ

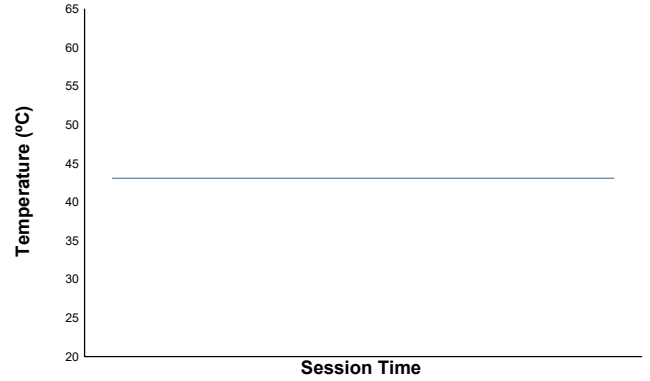
European Talent Cup
Qualifying 2 - Group B

Weather Report

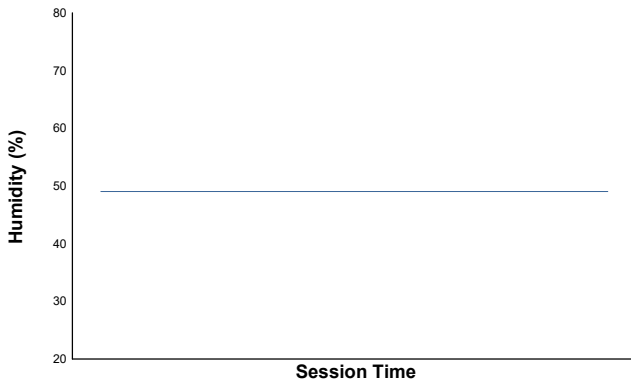
Air Temperature



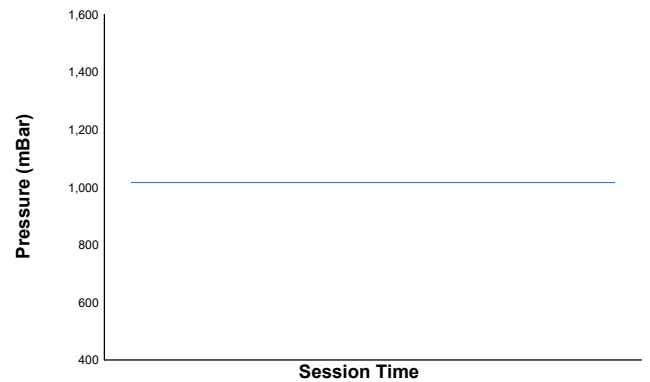
Track Temperature



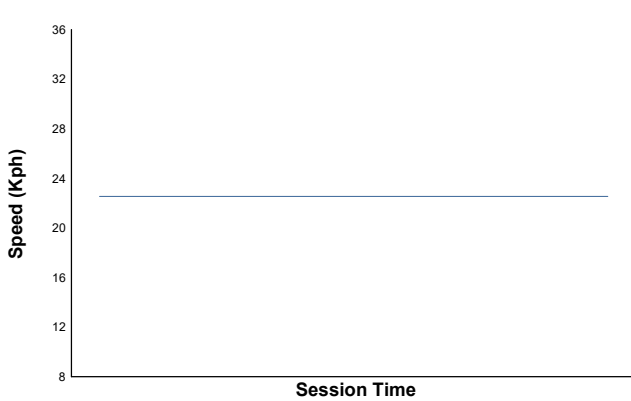
Humidity



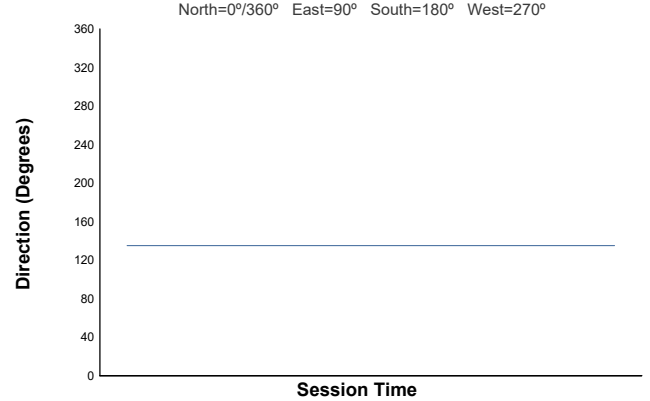
Pressure



Wind Speed



Wind Direction



Track Status: **DRY**