

European Talent Cup

FIM JuniorGP 2024 - CIRCUITO DE JEREZ

Qualifying 2 - Group A

Classification

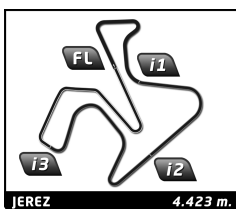
No	Rider	Nat	Team	Bike	Tires	Cl.	Time	Lap Total	Gap	Kph
1	31 Giulio PUGLIESE	ITA	CFMOTO Aspar Junior Team	Honda	Pirelli	ETC	1:49.063	6 6	-	146.0
2	33 Enzo BELLON	FRA	Team Estrella Galicia 0,0	Honda	Pirelli	ETC	1:49.932	2 8	+0.869	144.8
3	97 Marco MORELLI	ARG	MLav Racing	Honda	Pirelli	ETC	1:50.077	7 7	+1.014	144.7
4	73 Valentín PERRONE	ARG	Frando Racing VHC Team	Honda	Pirelli	ETC	1:50.223	6 6	+1.160	144.5
5	34 Seiryu IKEGAMI	JPN	PREICANOS RACING TEAM	Honda	Pirelli	ETC	1:50.239	7 8	+1.176	144.4
6	4 Gabriel TESINI	ITA	AC RACING TEAM	Honda	Pirelli	ETC	1:50.250	8 9	+1.187	144.4
7	95 Leonardo ZANNI	ITA	MIR RACING FINETWORK TEAM	Honda	Pirelli	ETC	1:50.258	6 6	+1.195	144.4
8	69 Fernando BUJOSA	ESP	Team Estrella Galicia 0,0	Honda	Pirelli	ETC	1:50.443	3 8	+1.380	144.2
9	6 Benjamin CAILLET	FRA	JEG TAKE OFF GP	Honda	Pirelli	ETC	1:52.620	5 7	+3.557	141.4
10	78 Henri MIGNOT	FRA	BRS - Brechon Racing School	Honda	Pirelli	ETC	1:52.881	6 7	+3.818	141.1
11	53 Kiyano VEIJER	NLD	Ernst Dubbink Eveno racing	Honda	Pirelli	ETC	1:53.206	6 8	+4.143	140.7
12	42 Julius FRELLSEN	DNK	JEG Racing	Honda	Pirelli	ETC	1:57.007	2 2	+7.944	136.1
13	70 Kristian DANIEL JR	USA	AGR TEAM	Honda	Pirelli	ETC	1:57.384	2 5	+8.321	135.6
14	7 Beñat FERNÁNDEZ	ESP	Frando Racing VHC Team	Honda	Pirelli	ETC		1		

Fastest Lap:	Lap 6	Giulio PUGLIESE	1:49.063	146.0 Kph
---------------------	-------	-----------------	----------	-----------

Published at:

Track Status: **DRY**

Clerk of the Course: Miguel Ángel Rodríguez	Timekeeper: Denis del Pozo
---	--------------------------------------




European Talent Cup

FIM JuniorGP 2024 - CIRCUITO DE JEREZ

Qualifying 2 - Group A

Best Sector Times

Pos	Sector 1		Sector 2		Sector 3		Pos	No Rider	Ideal Lap	Best Lap	
	No Rider	Time	No Rider	Time	No Rider	Time					
1	31 G.PUGLIESE	26.694	31 G.PUGLIESE	16.683	31 G.PUGLIESE	31.657	1	31 G.PUGLIESE	1:48.909	1:49.063	(1)
2	33 E.BELLON	26.838	95 L.ZANNI	16.796	33 E.BELLON	31.720	2	33 E.BELLON	1:49.666	1:49.932	(2)
3	34 S.IKEGAMI	26.874	33 E.BELLON	16.812	95 L.ZANNI	31.841	3	97 M.MORELLI	1:49.984	1:50.077	(3)
4	4 G.TESINI	26.881	97 M.MORELLI	16.932	73 V.PERRONE	31.857	4	95 L.ZANNI	1:49.994	1:50.258	(7)
5	97 M.MORELLI	26.884	73 V.PERRONE	16.933	69 F.BUJOSA	31.872	5	34 S.IKEGAMI	1:50.093	1:50.239	(5)
6	95 L.ZANNI	26.919	4 G.TESINI	16.946	97 M.MORELLI	31.978	6	4 G.TESINI	1:50.143	1:50.250	(6)
7	69 F.BUJOSA	26.971	70 K.DANIEL JR	16.949	34 S.IKEGAMI	32.073	7	73 V.PERRONE	1:50.223	1:50.223	(4)
8	73 V.PERRONE	27.034	34 S.IKEGAMI	16.962	4 G.TESINI	32.086	8	69 F.BUJOSA	1:50.324	1:50.443	(8)
9	70 K.DANIEL JR	27.206	69 F.BUJOSA	16.964	7 B.FERNÁNDEZ	32.160	9	70 K.DANIEL JR	1:51.491	1:57.384	(13)
10	53 K.VEIJER	27.391	7 B.FERNÁNDEZ	17.020	78 H.MIGNOT	32.459	10	6 B.CAILLET	1:52.134	1:52.620	(9)
11	78 H.MIGNOT	27.452	6 B.CAILLET	17.112	70 K.DANIEL JR	32.496	11	53 K.VEIJER	1:52.616	1:53.206	(11)
12	6 B.CAILLET	27.456	53 K.VEIJER	17.266	53 K.VEIJER	32.577	12	78 H.MIGNOT	1:52.618	1:52.881	(10)
13	42 J.FRELLSEN	27.970	78 H.MIGNOT	17.318	6 B.CAILLET	32.598	13	42 J.FRELLSEN	1:54.541	1:57.007	(12)




European Talent Cup

FIM JuniorGP 2024 - CIRCUITO DE JEREZ

Qualifying 2 - Group A

Best Top Speed

No Rider	Team	Class	Top 1		Top 2		Top 3		Top 4		Top 5		Avg
			Kph	Lap	Kph	Lap	Kph	Lap	Kph	Lap	Kph	Lap	
70 Kristian DANIEL JR	AGR TEAM	ETC	199.3	2	198.2	4	191.5	3	189.5	1	186.5	5	193.0
34 Seiryu IKEGAMI	PREICANOS RACING TEAM	ETC	198.2	8	197.8	6	196.4	5	194.6	4	194.6	7	196.3
6 Benjamin CAILLET	JEG TAKE OFF GP	ETC	197.8	2	192.5	4	191.5	5	189.5	3	189.5	7	192.2
31 Giulio PUGLIESE	CFMOTO Aspar Junior Team	ETC	197.8	3	195.7	2	195.7	6	192.5	4	190.5	1	194.4
33 Enzo BELLON	Team Estrella Galicia 0,0	ETC	197.8	3	197.8	7	196.0	2	195.7	1	195.7	4	196.6
4 Gabriel TESINI	AC RACING TEAM	ETC	196.4	6	196.0	4	195.7	2	195.3	7	194.6	8	195.6
7 Beñat FERNÁNDEZ	Frando Racing VHC Team	ETC	195.7	1									195.7
73 Valentín PERRONE	Frando Racing VHC Team	ETC	195.7	4	195.7	5	194.9	2	194.2	6	192.2	3	194.5
97 Marco MORELLI	MLav Racing	ETC	194.9	6	193.9	4	193.2	3	193.2	5	192.9	7	193.6
69 Fernando BUJOSA	Team Estrella Galicia 0,0	ETC	194.6	4	191.8	7	190.5	2	189.5	3	188.2	1	190.9
95 Leonardo ZANNI	MIR RACING FINETWORK TEAM	ETC	194.6	5	192.2	3	192.2	4	190.8	2	189.5	6	191.9
53 Kiyano VEIJER	Ernst Dubbink Eveno racing	ETC	193.9	4	191.8	2	189.5	5	189.1	6	188.8	3	190.6
78 Henri MIGNOT	BRS - Brechon Racing School	ETC	191.5	6	190.8	2	190.8	4	190.5	5	190.1	3	190.7
42 Julius FRELLSEN	JEG Racing	ETC	188.2	2	185.2	1							186.7



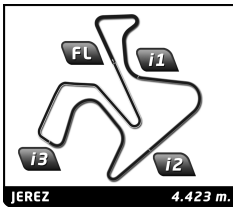
European Talent Cup

FIM JuniorGP 2024 - CIRCUITO DE JEREZ

Qualifying 2 - Group A

Fastest Lap Sequence

Elapsed	No Rider	Team	Bike	Class	Time	Kph	Lap
4:03.392	69 Fernando BUJOSA	Team Estrella Galicia 0,0	Honda	ETC	1:50.643	143.9	2
4:03.615	33 Enzo BELLON	Team Estrella Galicia 0,0	Honda	ETC	1:49.932	144.8	2
6:40.430	31 Giulio PUGLIESE	CFMOTO Aspar Junior Team	Honda	ETC	1:49.725	145.1	2
18:55.205	31 Giulio PUGLIESE	CFMOTO Aspar Junior Team	Honda	ETC	1:49.063	146.0	6



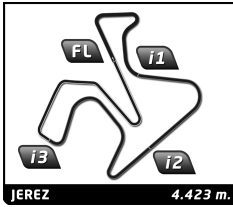
European Talent Cup

FIM JuniorGP 2024 - CIRCUITO DE JEREZ

Qualifying 2 - Group A

Sector Analysis

_ Invalidated Lap							■ Personal Best							■ Session Best							B Crossing the pit lane																				
Lap	Time	Sector 1	Sector 2	Sector 3	Sector 4	T.Sp	Lap	Time	Sector 1	Sector 2	Sector 3	Sector 4	T.Sp	Lap	Time	Sector 1	Sector 2	Sector 3	Sector 4	T.Sp	Lap	Time	Sector 1	Sector 2	Sector 3	Sector 4	T.Sp														
31 Giulio PUGLIESE ITA																																									
CFMOTO Aspar Junior Team Honda																																									
1	4:50.705	3:25.950	17.662	32.614	34.479	190.5	5	4:30.092 B	28.700	17.830	34.822	3:08.740	189.8	9	1:50.818	27.090	17.017	32.359	34.352	193.9	6	1:56.562	32.108	17.229	32.538	34.687	196.4	7	1:50.745	27.314	16.946	32.141	34.344	195.3	8	1:50.250	26.881	17.053	32.086	34.230	194.6
2	1:49.725	27.133	16.801	31.657	34.134	195.7	3	6:34.817 B	26.820	16.683	32.764	5:18.550	197.8	4	1:57.580	33.297	17.330	32.586	34.367	192.5	5	1:53.315	26.815	18.802	32.808	34.890	186.5														
3	6:34.817 B	26.820	16.683	32.764	5:18.550	197.8	6	1:49.063	26.694	16.781	31.713	33.875	195.7	7	1:57.580	33.297	17.330	32.586	34.367	192.5	8	1:53.315	26.815	18.802	32.808	34.890	186.5														
4	1:57.580	33.297	17.330	32.586	34.367	192.5	9	1:50.818	27.090	17.017	32.359	34.352	193.9	10	1:53.315	26.815	18.802	32.808	34.890	186.5	11	1:53.315	26.815	18.802	32.808	34.890	186.5														
5	1:53.315	26.815	18.802	32.808	34.890	186.5	12	1:50.818	27.090	17.017	32.359	34.352	193.9	13	1:53.315	26.815	18.802	32.808	34.890	186.5	14	1:53.315	26.815	18.802	32.808	34.890	186.5														
6	1:49.063	26.694	16.781	31.713	33.875	195.7	15	1:50.818	27.090	17.017	32.359	34.352	193.9	16	1:53.315	26.815	18.802	32.808	34.890	186.5	17	1:53.315	26.815	18.802	32.808	34.890	186.5														
33 Enzo BELLON FRA																																									
Team Estrella Galicia 0,0 Honda																																									
1	2:13.683	48.457	17.179	32.747	35.300	195.7	5	1:57.414	27.159	16.796	33.087	40.372	194.6	9	1:50.818	27.090	17.017	32.359	34.352	193.9	6	1:50.630	27.034	16.844	31.720	35.032	197.8														
2	1:49.932	26.973	16.812	31.851	34.296	196.0	7	1:57.414	27.159	16.796	33.087	40.372	194.6	8	1:50.258	26.919	16.952	31.949	34.438	189.5	3	6:07.104 B	26.978	16.975	32.933	4:50.218	192.2														
3	1:50.630	27.034	16.844	31.720	35.032	197.8	4	2:00.211	30.727	17.129	33.149	39.206	192.2	5	1:57.414	27.159	16.796	33.087	40.372	194.6	6	1:50.630	27.034	16.844	31.720	35.032	197.8														
4	1:57.705	27.339	17.161	35.354	37.851	195.7	7	1:57.414	27.159	16.796	33.087	40.372	194.6	8	1:50.258	26.919	16.952	31.949	34.438	189.5	9	1:50.630	27.034	16.844	31.720	35.032	197.8														
5	4:55.111 B	28.948	17.904	33.283	3:34.976	186.2	10	1:50.258	26.919	16.952	31.949	34.438	189.5	11	1:50.630	27.034	16.844	31.720	35.032	197.8	12	1:50.630	27.034	16.844	31.720	35.032	197.8														
6	2:02.625	31.996	17.705	33.860	39.064	187.8	13	1:50.630	27.034	16.844	31.720	35.032	197.8	14	1:50.630	27.034	16.844	31.720	35.032	197.8	15	1:50.630	27.034	16.844	31.720	35.032	197.8														
7	1:58.114	28.214	16.914	32.703	40.283	197.8	16	1:50.630	27.034	16.844	31.720	35.032	197.8	17	1:50.630	27.034	16.844	31.720	35.032	197.8	18	1:50.630	27.034	16.844	31.720	35.032	197.8														
8	1:50.195	26.838	16.902	31.994	34.461	195.7	19	1:50.630	27.034	16.844	31.720	35.032	197.8	20	1:50.630	27.034	16.844	31.720	35.032	197.8	21	1:50.630	27.034	16.844	31.720	35.032	197.8														
97 Marco MORELLI ARG																																									
MLav Racing Honda																																									
1	3:36.292	2:10.629	17.907	32.897	34.859	189.1	5	1:50.153	26.884	16.968	31.978	34.323	194.9	9	1:50.077	26.921	16.932	32.034	34.190	192.9	6	1:52.299	27.231	17.217	32.932	34.919	192.5														
2	1:52.299	27.231	17.217	32.932	34.919	192.5	7	1:50.077	26.921	16.932	32.034	34.190	192.9	8	1:50.077	26.921	16.932	32.034	34.190	192.9	3	6:53.108 B	27.119	17.075	33.148	5:35.766	193.2														
3	6:53.108 B	27.119	17.075	33.148	5:35.766	193.2	4	1:56.687	32.249	17.355	32.363	34.720	193.9	5	1:50.303	27.074	16.987	31.978	34.264	193.2	6	1:56.687	32.249	17.355	32.363	34.720	193.9														
4	1:56.687	32.249	17.355	32.363	34.720	193.9	7	1:50.303	27.074	16.987	31.978	34.264	193.2	8	1:50.153	26.884	16.968	31.978	34.323	194.9	9	1:50.077	26.921	16.932	32.034	34.190	192.9														
5	1:50.303	27.074	16.987	31.978	34.264	193.2	10	1:50.153	26.884	16.968	31.978	34.323	194.9	11	1:50.077	26.921	16.932	32.034	34.190	192.9	12	1:50.153	26.884	16.968	31.978	34.323	194.9														
6	1:50.153	26.884	16.968	31.978	34.323	194.9	13	1:50.077	26.921	16.932	32.034	34.190	192.9	14	1:50.153	26.884	16.968	31.978	34.323	194.9	15	1:50.077	26.921	16.932	32.034	34.190	192.9														
7	1:50.077	26.921	16.932	32.034	34.190	192.9	16	1:50.153	26.884	16.968	31.978	34.323	194.9	17	1:50.077	26.921	16.932	32.034	34.190	192.9	18	1:50.153	26.884	16.968	31.978	34.323	194.9														
73 Valentín PERRONE ARG																																									
Frando Racing VHC Team Honda																																									
1	5:23.074 B	2:03.154	17.577	32.456	2:29.887	191.2	5	1:52.620	27.745	17.192	32.715	34.968	191.5	9	1:50.223	27.034	16.933	31.857	34.399	194.2	6	2:02.288	33.126	17.033	33.143	38.986	194.9														
2	2:02.288	33.126	17.033	33.143	38.986	194.9	7	1:52.620	27.745	17.192	32.715	34.968	191.5	8	1:50.223	27.034	16.933	31.857	34.399	194.2	3	5:04.782 B	27.286	17.365	32.789	3:47.342	192.2														
3	5:04.782 B	27.286	17.365	32.789	3:47.342	192.2	4	1:57.203	31.608	17.291	33.006	35.298	192.5	5	1:52.620	27.745	17.192	32.715	34.968	191.5	4	2:11.088 B	31.615	17.098	34.785	47.590	195.7														
4	2:11.088 B	31.615	17.098	34.785	47.590	195.7	6	1:52.620	27.745	17.192	32.715	34.968	191.5	7	1:50.223	27.034	16.933	31.857	34.399	194.2	5	2:06.177	36.572	16.961	32.253	40.391	195.7														
5	2:06.177	36.572	16.961	32.253	40.391	195.7	8	1:50.223	27.034	16.933	31.857	34.399	194.2	9	1:50.223	27.034	16.933	31.857	34.399	194.2	6	1:50.223	27.034	16.933	31.857	34.399	194.2														
6	1:50.223	27.034	16.933	31.857	34.399	194.2	10	1:50.223	27.034	16.933	31.857	34.399	194.2	11	1:50.223	27.034	16.933	31.857	34.399	194.2	12	1:50.223	27.034	16.933	31.857	34.399	194.2														
7	1:50.223	27.034	16.933	31.857	34.399	194.2	13	1:50.223	27.034	16.933	31.857	34.399	194.2	14	1:50.223	27.034	16.933	31.857	34.399	194.2	15	1:50.223	27.034	16.933	31.857	34.399	194.2														
34 Seiryu IKEGAMI JPN																																									
PREICANOS RACING TEAM Honda																																									
1	2:24.706	59.058	17.447	32.621	35.580	191.5	5	1:52.881	27.452	17.480	32.560	35.389	191.5	9	1:50.239	26.874	17.054	32.127	34.184	194.6	6	1:52.181	26.992	17.109	32.473	35.607	194.2														
2	1:51.413	27.476	17.209	32.073	34.655	193.2	7	1:50.239	26.874	17.054	32.127	34.184	194.6	8	1:50.239	26.874	17.054	32.127	34.184	194.6	3	6:14.417 B	26.986	17.104	32.100	4:58.227	194.6														
3	1:52.181	26.992	17.109	32.473	35.607	194.2	4	1:50.239	26.874	17.054	32.127	34.184	194.6	5	1:56.278	31.856	17.215	32.578	34.629	196.4	4	6:14.417 B	26.986	17.104	32.100	4:58.227	194.6														
4	6:14.417 B	26.986	17.104	32.100	4:58.227	194.6	6	1:50.239	26.874	17.054	32.127	34.184	194.6	7	1:50.239	26.874	17.054	32.127	34.184	194.6	5	1:56.278	31.856	17.215	32.578	34.629	196.4														
5	1:56.278	31.856	17.215	32.578	34.629	196.4	8	1:50.239	26.874	17.054	32.127	34.184	194.6	9	1:50.239	26.874	17.054	32.127	34.184	194.6	6	1:50.772	27.330	16.962	32.183	34.297	197.8														
6	1:50.772	27.330	16.962	32.183	34.297	197.8	10	1:50.239	26.874	17.054	32.127	34.184	194.6	11	1:50.239	26.874	17.054	32.127	34.184	194.6	7	1:50.772	27.330	16.962	32.183	34.297	197.8														
7	1:50.772	27.330	16.962	32.183	34.297	197.8	12	1:50.239	26.874	17.054	32.127	34.184	194.6	13	1:50.239	26.874	17.054	32.127	34.184	194.6	8	1:50.772	27.330	16.962	32.183	34.297	197.8														
8	1:50.772	27.330	16.962	32.183	34.297	197.8	14	1:50.239	26.874	17.054	32.127	34.184	194.6	15	1:50.239	26.874	17.054	32.127	34.184	194.6	9	1:50.772	27.330	16.962	32.183	34.297	197.8														
9	1:50.772	27.330	16.962	32.183	34.297	197.8																																			



European Talent Cup


FIM JuniorGP 2024 - CIRCUITO DE JEREZ

Qualifying 2 - Group A

Sector Analysis

— Invalidated Lap ■ Personal Best ■ Session Best B Crossing the pit lane

Lap	Time	Sector 1	Sector 2	Sector 3	Sector 4	T.Sp	Lap	Time	Sector 1	Sector 2	Sector 3	Sector 4	T.Sp
42 Julius FRELLSEN JEG Racing Honda													
1	2:20.230	53.003	17.674	33.278	36.275	185.2							
2	1:57.007	27.970	17.514	32.782	38.741	188.2							
70 Kristian DANIEL JR AGR TEAM Honda													
1	5:28.710	3:59.561	17.760	34.497	36.892	189.5							
2	1:57.384	27.769	16.949	32.714	39.952	199.3							
3	5:02.919B	27.870	17.452	33.054	3:44.543	191.5							
4	3:30.434B	32.615	17.259	35.579	2:04.981	198.2							
5	2:00.313	35.313	17.664	32.496	34.840	186.5							
7 Beñat FERNÁNDEZ Frando Racing VHC Team Honda													
1	5:25.264B	2:03.253	17.569	32.718	2:31.724	195.7							

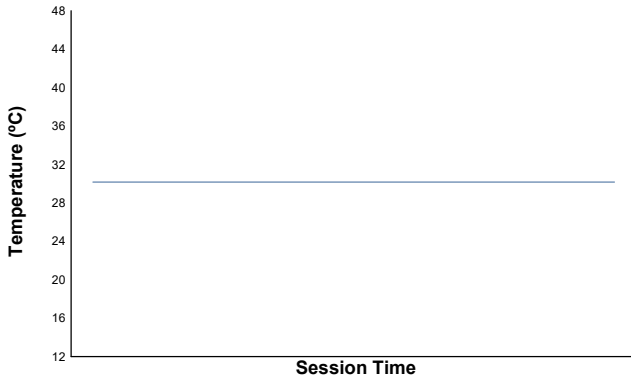


FIM JuniorGP 2024 - CIRCUITO DE JEREZ

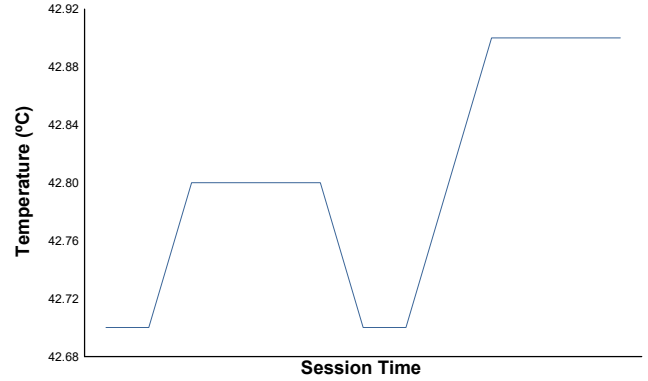
European Talent Cup
Qualifying 2 - Group A

Weather Report

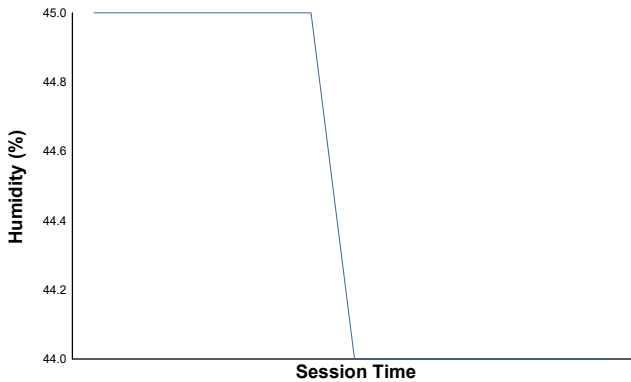
Air Temperature



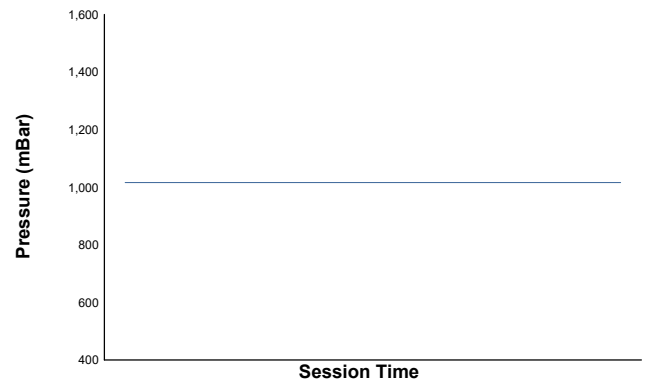
Track Temperature



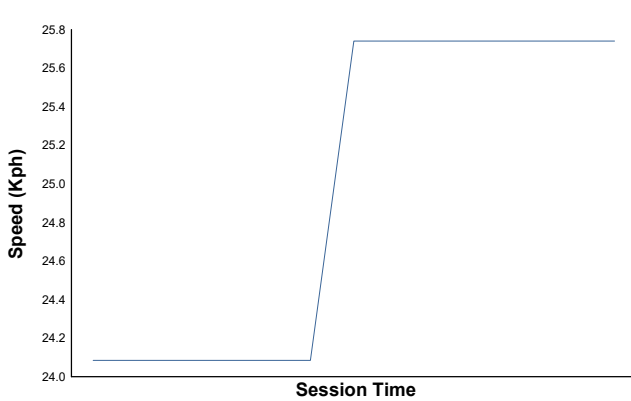
Humidity



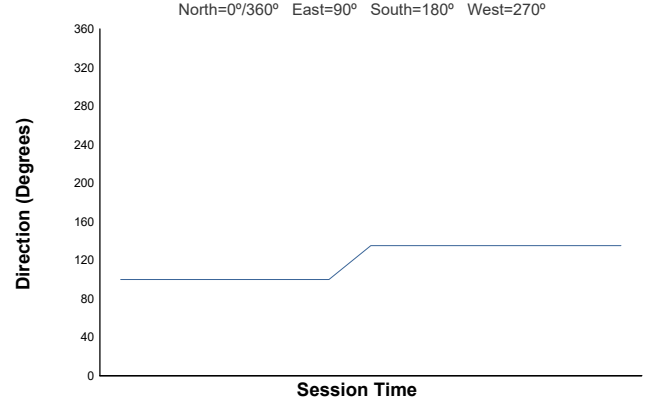
Pressure



Wind Speed



Wind Direction



Track Status: **DRY**