

## European Talent Cup

### FIM JuniorGP 2024 - CIRCUITO DE JEREZ

#### Race 1 (14 Laps, 61.9 km.)

### Classification

No	Rider	Nat	Team	Bike	Tires	Cl.	Laps	Total Time	Gap	Kph	Best Lap		
											Lap	Time	Kph
1	71 Carlos CANO	ESP	SeventyTwo Artbox Racing Team	Honda	Pirelli	ETC	14	25:40.866	-	144.7	10	1:49.055	146.0
2	11 David GONZÁLEZ	ESP	AC RACING TEAM	Honda	Pirelli	ETC	14	25:40.920	+0.054	144.7	10	1:49.120	145.9
3	73 Valentín PERRONE	ARG	Frando Racing VHC Team	Honda	Pirelli	ETC	14	25:41.064	+0.198	144.7	2	1:49.118	145.9
4	31 Giulio PUGLIESE	ITA	CFMOTO Aspar Junior Team	Honda	Pirelli	ETC	14	25:41.095	+0.229	144.6	14	1:49.091	146.0
5	33 Enzo BELLON	FRA	Team Estrella Galicia 0,0	Honda	Pirelli	ETC	14	25:41.286	+0.420	144.6	14	1:49.007	146.1
6	97 Marco MORELLI	ARG	MLav Racing	Honda	Pirelli	ETC	14	25:41.425	+0.559	144.6	13	1:48.962	146.1
7	45 Alex LONGARELA	ESP	LIQUI MOLY HUSQVARNA INTACT GP JUNIOR TEAM	Honda	Pirelli	ETC	14	25:41.543	+0.677	144.6	9	1:48.968	146.1
8	7 Beñat FERNÁNDEZ	ESP	Frando Racing VHC Team	Honda	Pirelli	ETC	14	25:41.717	+0.851	144.6	9	1:48.794	146.4
9	95 Leonardo ZANNI	ITA	MIR RACING FINETWORK TEAM	Honda	Pirelli	ETC	14	25:43.804	+2.938	144.4	9	1:48.919	146.2
10	4 Gabriel TESINI	ITA	AC RACING TEAM	Honda	Pirelli	ETC	14	25:49.485	+8.619	143.9	3	1:49.402	145.5
11	47 Yaroslav KARPUSHIN	KGZ	Frando Racing VHC Team	Honda	Pirelli	ETC	14	25:49.562	+8.696	143.9	12	1:49.653	145.2
12	26 Pau ALSINA	ESP	Team Estrella Galicia 0,0	Honda	Pirelli	ETC	14	25:49.620	+8.754	143.9	9	1:49.603	145.3
13	34 Seiryu IKEGAMI	JPN	PREICANOS RACING TEAM	Honda	Pirelli	ETC	14	25:49.728	+8.862	143.8	2	1:49.605	145.3
14	69 Fernando BUJOSA	ESP	Team Estrella Galicia 0,0	Honda	Pirelli	ETC	14	25:50.003	+9.137	143.8	2	1:49.489	145.4
15	55 Mikey LOU	USA	MIR RACING FINETWORK TEAM	Honda	Pirelli	ETC	14	26:02.783	+21.917	142.6	3	1:50.193	144.5
16	62 Alberto ENRÍQUEZ	ECU	84R TEAM	Honda	Pirelli	ETC	14	26:02.827	+21.961	142.6	5	1:49.742	145.1
17	37 Marianos NIKOLIS	AUS	Team Estrella Galicia 0,0	Honda	Pirelli	ETC	14	26:10.422	+29.556	141.9	8	1:50.215	144.5
18	14 Edu GUTIÉRREZ	ESP	CFMOTO Aspar Junior Team	Honda	Pirelli	ETC	14	26:10.457	+29.591	141.9	2	1:50.771	143.7
19	70 Kristian DANIEL JR	USA	AGR TEAM	Honda	Pirelli	ETC	14	26:10.497	+29.631	141.9	10	1:50.351	144.3
20	18 Mathias TAMBURINI	ITA	TEAM ECHOVIT PASINI RACING	Honda	Pirelli	ETC	14	26:10.612	+29.746	141.9	5	1:50.377	144.3
21	6 Benjamin CAILLET	FRA	JEG TAKE OFF GP	Honda	Pirelli	ETC	14	26:10.833	+29.967	141.9	13	1:50.883	143.6
22	78 Henri MIGNOT	FRA	BRS - Brechon Racing School	Honda	Pirelli	ETC	14	26:10.935	+30.069	141.9	13	1:50.985	143.5
23	81 Matteo GABARRINI	ITA	TEAM ECHOVIT PASINI RACING	Honda	Pirelli	ETC	14	26:11.381	+30.515	141.9	5	1:50.921	143.6
24	42 Julius FRELLSEN	DNK	JEG Racing	Honda	Pirelli	ETC	14	26:17.897	+37.031	141.3	9	1:51.117	143.3
25	53 Kiyano VEIJER	NLD	Ernst Dubbink Eveno racing	Honda	Pirelli	ETC	14	26:25.524	+44.658	140.6	4	1:51.508	142.8
26	27 Kerman TINEZ	VEN	MIR RACING FINETWORK TEAM	Honda	Pirelli	ETC	14	27:17.253	+1:36.387	136.2	2	1:49.068	146.0
<b>Not classified</b>													
25	Gonzalo PÉREZ	ESP	Team Larresport	Honda	Pirelli	ETC	8	14:50.600			5	1:50.025	144.7
90	Luca AGOSTINELLI	VNM	TEAM ECHOVIT PASINI RACING	Honda	Pirelli	ETC	3	5:37.261			3	1:49.790	145.0
22	Jesús TORRES	ESP	Team Estrella Galicia 0,0	Honda	Pirelli	ETC	2	3:45.745			2	1:49.449	145.5
8	Edoardo BERTOLA	ITA	EAGLE-1	Honda	Pirelli	ETC	1	1:59.677					

Pole Position:

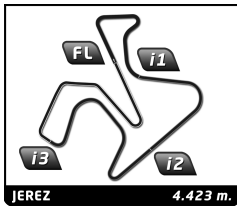
Fastest Lap:

Lap9	Beñat FERNÁNDEZ	1:48.794	146.4 Kph
------	-----------------	----------	-----------

Published at: .....

Track Status: **DRY**

<b>Clerk of the Course:</b> Miguel Ángel Rodríguez	<b>Timekeeper:</b> Denis del Pozo
---	--------------------------------------



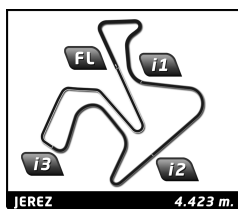
# European Talent Cup

## FIM JuniorGP 2024 - CIRCUITO DE JEREZ

### Race 1

### Lap Chart

No	Pos	Grid	Lap													
			1	2	3	4	5	6	7	8	9	10	11	12	13	14
71	1	71	11	71	33	71	71	31	71	11	33	71	31	71	11	71
31	2	31	71	11	11	11	11	71	11	71	73	73	11	11	71	11
11	3	11	31	33	71	73	73	11	31	31	71	11	73	73	73	73
33	4	33	22	27	73	33	33	73	73	73	11	31	71	31	31	31
22	5	22	33	22	31	31	31	33	33	33	31	33	33	33	97	33
45	6	45	27	31	69	34	34	47	97	97	97	97	97	97	33	97
73	7	73	73	73	34	69	47	7	45	45	45	45	45	45	45	45
27	8	27	90	69	90	47	4	34	7	7	7	7	7	7	7	7
34	9	34	47	90	4	95	95	69	34	95	95	95	95	95	95	95
25	10	25	69	34	47	4	7	45	47	4	4	47	4	4	4	4
4	11	4	25	47	95	45	69	95	95	47	47	4	34	47	47	47
90	12	90	34	25	25	7	45	97	69	34	26	34	47	34	34	26
95	13	95	7	4	26	25	62	62	4	69	34	26	69	26	26	34
47	14	47	4	95	45	62	25	4	62	26	69	69	26	69	69	69
69	15	69	95	26	62	97	97	25	25	62	62	62	62	62	62	55
37	16	37	26	62	97	26	26	26	26	25	55	55	55	55	55	62
6	17	6	45	45	7	55	55	55	55	55	6	18	37	37	70	37
55	18	55	62	97	55	14	6	6	6	18	18	6	70	14	37	14
78	19	78	37	7	14	6	14	78	18	6	81	81	14	70	6	70
26	20	26	55	55	6	78	78	18	14	14	14	70	6	18	14	18
53	21	53	97	14	78	81	18	14	78	78	78	14	81	6	18	6
62	22	62	6	6	81	18	81	81	81	81	37	37	18	81	81	78
42	23	42	8	78	18	42	53	53	53	70	70	78	78	78	78	81
8	24	8	14	81	42	53	42	42	42	37	42	42	42	42	42	42
70	25	70	78	18	53	70	70	70	70	53	53	53	53	53	53	53
81	26	81	18	42	70	37	37	37	37	42	27	27	27	27	27	27
7	27	7	42	53	37	27	27	27	27	27	27	27	27	27	27	27
97	28	97	81	70	27											
18	29	18	53	37												
14	30	14	70													



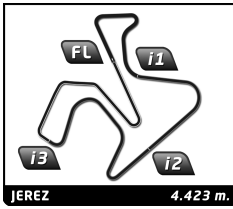
## European Talent Cup

### FIM JuniorGP 2024 - CIRCUITO DE JEREZ

#### Race 1

#### Best Sector Times

Sector 1			Sector 2			Sector 3			Pos	No Rider	Ideal Lap	Best Lap
Pos	No Rider	Time	No Rider	Time	No Rider	Time	Pos	No Rider				
1	33 E.BELLON	26.512	31 G.PUGLIESE	16.449	97 M.MORELLI	31.570	1	45 A.LONGARELA	1:48.403	1:48.968	(4)	
2	7 B.FERNÁNDEZ	26.521	73 V.PERRONE	16.478	71 C.CANO	31.572	2	73 V.PERRONE	1:48.424	1:49.118	(9)	
3	45 A.LONGARELA	26.528	7 B.FERNÁNDEZ	16.500	22 J.TORRES	31.575	3	33 E.BELLON	1:48.455	1:49.007	(5)	
4	95 L.ZANNI	26.542	97 M.MORELLI	16.513	95 L.ZANNI	31.582	4	97 M.MORELLI	1:48.494	1:48.962	(3)	
5	73 V.PERRONE	26.545	45 A.LONGARELA	16.515	33 E.BELLON	31.614	5	7 B.FERNÁNDEZ	1:48.514	1:48.794	(1)	
6	97 M.MORELLI	26.604	33 E.BELLON	16.521	73 V.PERRONE	31.615	6	95 L.ZANNI	1:48.545	1:48.919	(2)	
7	27 K.TINEZ	26.615	62 A.ENRÍQUEZ	16.525	69 F.BUJOSA	31.635	7	31 G.PUGLIESE	1:48.606	1:49.091	(8)	
8	47 Y.KARPUSHIN	26.616	4 G.TESINI	16.539	45 A.LONGARELA	31.647	8	71 C.CANO	1:48.744	1:49.055	(6)	
9	34 S.IKEGAMI	26.637	25 G.PÉREZ	16.545	11 D.GONZÁLEZ	31.652	9	11 D.GONZÁLEZ	1:48.751	1:49.120	(10)	
10	71 C.CANO	26.646	95 L.ZANNI	16.554	34 S.IKEGAMI	31.664	10	47 Y.KARPUSHIN	1:48.866	1:49.653	(16)	
11	11 D.GONZÁLEZ	26.673	47 Y.KARPUSHIN	16.558	31 G.PUGLIESE	31.694	11	27 K.TINEZ	1:48.900	1:49.068	(7)	
12	31 G.PUGLIESE	26.678	90 L.AGOSTINELLI	16.577	7 B.FERNÁNDEZ	31.698	12	34 S.IKEGAMI	1:48.901	1:49.605	(15)	
13	4 G.TESINI	26.718	34 S.IKEGAMI	16.596	47 Y.KARPUSHIN	31.777	13	4 G.TESINI	1:49.077	1:49.402	(11)	
14	69 F.BUJOSA	26.731	37 M.NIKOLIS	16.599	27 K.TINEZ	31.802	14	22 J.TORRES	1:49.085	1:49.449	(12)	
15	26 P.ALSINA	26.777	26 P.ALSINA	16.612	26 P.ALSINA	31.836	15	69 F.BUJOSA	1:49.102	1:49.489	(13)	
16	22 J.TORRES	26.787	70 K.DANIEL JR	16.617	8 E.BERTOLA	31.844	16	62 A.ENRÍQUEZ	1:49.247	1:49.742	(17)	
17	62 A.ENRÍQUEZ	26.787	69 F.BUJOSA	16.622	55 M.LOU	31.907	17	26 P.ALSINA	1:49.318	1:49.603	(14)	
18	25 G.PÉREZ	26.801	27 K.TINEZ	16.631	62 A.ENRÍQUEZ	31.909	18	25 G.PÉREZ	1:49.529	1:50.025	(19)	
19	37 M.NIKOLIS	26.896	11 D.GONZÁLEZ	16.644	37 M.NIKOLIS	31.945	19	37 M.NIKOLIS	1:49.606	1:50.215	(21)	
20	55 M.LOU	26.957	22 J.TORRES	16.645	4 G.TESINI	31.974	20	55 M.LOU	1:49.667	1:50.193	(20)	
21	14 E.GUTIÉRREZ	26.971	55 M.LOU	16.646	70 K.DANIEL JR	32.029	21	90 L.AGOSTINELLI	1:49.680	1:49.790	(18)	
22	70 K.DANIEL JR	26.992	71 C.CANO	16.678	90 L.AGOSTINELLI	32.106	22	70 K.DANIEL JR	1:50.017	1:50.351	(22)	
23	42 J.FRELLSEN	27.011	18 M.TAMBURINI	16.756	14 E.GUTIÉRREZ	32.108	23	14 E.GUTIÉRREZ	1:50.070	1:50.771	(24)	
24	90 L.AGOSTINELLI	27.041	6 B.CAILLET	16.785	25 G.PÉREZ	32.125	24	6 B.CAILLET	1:50.338	1:50.883	(25)	
25	53 K.VEIJER	27.086	8 E.BERTOLA	16.798	18 M.TAMBURINI	32.198	25	18 M.TAMBURINI	1:50.354	1:50.377	(23)	
26	81 M.GABARRINI	27.089	14 E.GUTIÉRREZ	16.817	81 M.GABARRINI	32.238	26	78 H.MIGNOT	1:50.456	1:50.985	(27)	
27	18 M.TAMBURINI	27.091	81 M.GABARRINI	16.849	6 B.CAILLET	32.239	27	81 M.GABARRINI	1:50.571	1:50.921	(26)	
28	78 H.MIGNOT	27.114	78 H.MIGNOT	16.871	78 H.MIGNOT	32.250	28	42 J.FRELLSEN	1:50.967	1:51.117	(28)	
29	6 B.CAILLET	27.118	53 K.VEIJER	16.967	42 J.FRELLSEN	32.258	29	53 K.VEIJER	1:51.023	1:51.508	(29)	
30	8 E.BERTOLA	28.064	42 J.FRELLSEN	17.029	53 K.VEIJER	32.372	30	8 E.BERTOLA	1:51.104			




## European Talent Cup

### FIM JuniorGP 2024 - CIRCUITO DE JEREZ

#### Race 1

#### Best Top Speed

No Rider	Team	Class	Top 1		Top 2		Top 3		Top 4		Top 5		Avg
			Kph	Lap	Kph	Lap	Kph	Lap	Kph	Lap	Kph	Lap	
45 Alex LONGARELA	LIQUI MOLY HUSQVARNA INTACT GP JUNIOR TEAM	ETC	206.5	1	202.6	4	201.5	14	201.1	3	200.4	5	202.4
34 Seiryu IKEGAMI	PREICANOS RACING TEAM	ETC	205.3	2	204.2	3	203.8	1	201.5	12	200.0	10	203.0
31 Giulio PUGLIESE	CFMOTO Aspar Junior Team	ETC	204.9	4	204.9	3	204.5	14	203.8	10	203.8	5	204.4
73 Valentín PERRONE	Frando Racing VHC Team	ETC	204.5	4	203.0	3	203.0	2	200.7	14	199.6	10	202.2
97 Marco MORELLI	MLav Racing	ETC	204.5	14	204.5	6	203.0	5	202.6	1	201.9	4	203.3
4 Gabriel TESINI	AC RACING TEAM	ETC	204.2	7	203.4	8	202.6	3	201.5	6	200.0	2	202.3
81 Matteo GABARRINI	TEAM ECHOVIT PASINI RACING	ETC	204.2	1	200.7	12	200.7	2	200.0	13	200.0	6	201.1
90 Luca AGOSTINELLI	TEAM ECHOVIT PASINI RACING	ETC	204.2	3	203.8	1	199.6	2					202.5
37 Marianos NIKOLIS	Team Estrella Galicia 0,0	ETC	203.4	1	200.4	2	199.6	11	199.6	10	199.3	8	200.5
71 Carlos CANO	SeventyTwo Artbox Racing Team	ETC	203.4	4	201.5	10	200.4	9	198.2	12	198.2	7	200.3
18 Mathias TAMBURINI	TEAM ECHOVIT PASINI RACING	ETC	203.0	12	203.0	1	201.1	5	199.6	4	198.2	10	201.0
26 Pau ALSINA	Team Estrella Galicia 0,0	ETC	203.0	7	202.2	12	202.2	4	201.9	3	200.7	10	202.0
47 Yaroslav KARPUSHIN	Frando Racing VHC Team	ETC	203.0	1	201.9	4	201.5	3	201.1	14	201.1	10	201.7
62 Alberto ENRÍQUEZ	84R TEAM	ETC	203.0	8	201.9	3	201.5	4	200.7	7	200.4	1	201.5
95 Leonardo ZANNI	MIR RACING FINETWORK TEAM	ETC	203.0	1	202.6	7	201.9	3	200.0	8	199.6	2	201.4
7 Beñat FERNÁNDEZ	Frando Racing VHC Team	ETC	202.2	14	201.9	1	201.1	4	200.4	12	200.0	13	201.1
55 Mikey LOU	MIR RACING FINETWORK TEAM	ETC	202.2	3	200.4	2	200.4	1	198.9	4	195.3	5	199.4
14 Edu GUTIÉRREZ	CFMOTO Aspar Junior Team	ETC	201.9	1	200.4	11	197.8	7	197.4	10	196.7	14	198.8
25 Gonzalo PÉREZ	Team Larresport	ETC	201.9	6	201.9	7	201.5	2	201.5	3	200.0	8	201.4
33 Enzo BELLON	Team Estrella Galicia 0,0	ETC	201.9	13	201.9	12	201.5	8	201.1	9	201.1	5	201.5
22 Jesús TORRES	Team Estrella Galicia 0,0	ETC	201.5	2	196.7	1							199.1
6 Benjamin CAILLET	JEG TAKE OFF GP	ETC	201.1	12	200.4	1	199.6	13	199.3	9	198.9	2	199.9
70 Kristian DANIEL JR	AGR TEAM	ETC	201.1	10	200.0	12	198.2	14	197.4	8	196.7	9	198.7
11 David GONZÁLEZ	AC RACING TEAM	ETC	200.7	10	200.7	3	200.4	1	200.0	14	200.0	8	200.4
8 Edoardo BERTOLA	EAGLE-1	ETC	200.4	1									200.4
27 Kerman TINEZ	MIR RACING FINETWORK TEAM	ETC	200.4	3	200.4	2	193.9	1	189.8	8	189.5	14	194.8
69 Fernando BUJOSA	Team Estrella Galicia 0,0	ETC	200.0	1	199.6	11	198.5	10	198.5	6	198.5	2	199.0
78 Henri MIGNOT	BRS - Brechon Racing School	ETC	199.3	1	198.2	12	198.2	9	197.8	14	197.4	2	198.2
53 Kiyano VEIJER	Ernst Dubbink Eveno racing	ETC	198.9	1	198.5	3	198.2	4	197.4	2	194.9	9	197.6
42 Julius FRELLSEN	JEG Racing	ETC	197.1	9	196.4	2	195.7	6	195.7	3	194.9	4	196.0




## European Talent Cup

### FIM JuniorGP 2024 - CIRCUITO DE JEREZ

#### Race 1

#### Fastest Lap Sequence

Elapsed	No Rider	Team	Bike	Class	Time	Kph	Lap
3:45.288	<b>71</b> Carlos CANO	SeventyTwo Artbox Racing Team	Honda	ETC	<b>1:49.336</b>	145.6	2
3:45.468	<b>33</b> Enzo BELLON	Team Estrella Galicia 0,0	Honda	ETC	<b>1:49.028</b>	146.0	2
16:36.014	<b>97</b> Marco MORELLI	MLav Racing	Honda	ETC	<b>1:48.992</b>	146.1	9
16:36.074	<b>45</b> Alex LONGARELA	LIQUI MOLY HUSQVARNA INTACT GP JUNIOR TEAM	Honda	ETC	<b>1:48.968</b>	146.1	9
16:36.330	<b>7</b> Beñat FERNÁNDEZ	Frando Racing VHC Team	Honda	ETC	<b>1:48.794</b>	146.4	9



# European Talent Cup


## FIM JuniorGP 2024 - CIRCUITO DE JEREZ

### Race 1

### Analysis by lap

Lapped

No	Lap Time	Gap	No	Lap Time	Gap	No	Lap Time	Gap	No	Lap Time	Gap	No	Lap Time	Gap										
<b>Lap 1</b>																								
11	1:55.790	0.000	81	1:51.724	8.395	6	1:51.318	10.262	55	1:51.873	7.961	62	1:50.043	5.188										
71	1:55.952	0.162	18	1:52.163	8.506	78	1:51.433	10.439	6	1:51.544	13.412	25	1:51.104	6.507										
31	1:56.025	0.235	42	1:52.207	8.832	81	1:51.112	10.989	78	1:51.619	13.688	55	1:51.229	10.537										
22	1:56.296	0.506	53	1:51.973	8.961	18	1:51.222	11.204	18	1:51.555	13.698	18	1:52.357	17.902										
33	1:56.440	0.650	70	1:51.194	13.605	42	1:51.498	12.128	14	1:51.829	13.845	6	1:52.539	18.064										
27	1:56.633	0.843	37	2:01.769	15.228	53	1:51.508	12.259	81	1:51.545	14.017	14	1:52.573	18.215										
73	1:56.785	0.995	<b>Lap 3</b>																					
90	1:57.395	1.605	33	1:49.735		37	1:50.425	17.664	42	1:52.223	16.874	81	1:52.345	18.292										
47	1:57.655	1.865	11	1:49.914	0.001	27	1:56.554	1:18.497	70	1:51.224	16.189	70	1:50.660	20.247										
69	1:57.728	1.938	71	1:50.358	0.443	<b>Lap 5</b>																		
25	1:57.833	2.043	73	1:49.839	0.539	71	1:49.591		37	1:50.663	19.450	53	1:52.060	20.772										
34	1:57.891	2.101	31	1:50.086	0.664	11	1:49.606	0.053	27	1:51.499	1:22.077	42	1:52.108	20.923										
7	1:57.991	2.201	69	1:49.784	1.798	73	1:49.656	0.186	<b>Lap 7</b>															
4	1:58.041	2.251	34	1:49.747	2.040	33	1:49.702	0.290	71	1:49.845		27	1:51.222	1:24.210										
95	1:58.106	2.316	90	1:49.790	2.058	31	1:49.608	0.387	11	1:49.872	0.063	<b>Lap 9</b>												
26	1:58.495	2.705	4	1:49.402	2.270	47	1:49.894	2.699	31	1:50.096	0.109	33	1:49.285											
45	1:58.512	2.722	47	1:49.974	2.323	4	1:50.025	2.996	73	1:49.824	0.206	73	1:49.490	0.065										
62	1:58.645	2.855	95	1:49.621	2.542	95	1:50.145	3.029	33	1:49.773	0.375	71	1:49.818	0.107										
37	1:58.747	2.957	25	1:50.338	3.143	7	1:49.404	3.075	97	1:49.210	3.445	11	1:49.970	0.178										
55	1:58.958	3.168	26	1:49.967	3.240	69	1:50.586	3.199	45	1:49.374	3.588	31	1:49.897	0.387										
97	1:59.498	3.708	45	1:49.691	3.341	45	1:49.702	3.281	7	1:49.936	3.713	97	1:48.992	2.129										
6	1:59.669	3.879	62	1:50.077	3.441	62	1:49.742	3.673	34	1:50.006	3.953	45	1:48.968	2.189										
8	1:59.677	3.887	97	1:49.865	3.698	25	1:50.025	3.864	47	1:50.392	3.978	7	1:48.794	2.445										
14	1:59.794	4.004	7	1:49.764	3.779	97	1:49.825	4.017	95	1:50.004	4.228	95	1:48.919	3.037										
78	2:00.320	4.530	55	1:50.193	4.259	97	1:49.825	4.017	69	1:50.360	4.515	4	1:49.873	4.674										
18	2:01.631	5.841	14	1:51.432	6.794	26	1:49.771	4.128	4	1:50.129	4.653	47	1:49.948	4.894										
42	2:01.913	6.123	6	1:52.118	8.792	55	1:50.869	5.935	62	1:50.483	4.762	26	1:49.603	4.906										
81	2:01.959	6.169	78	1:52.018	8.854	6	1:51.044	11.715	25	1:50.471	5.020	34	1:50.024	5.033										
53	2:02.276	6.486	81	1:51.245	9.725	14	1:52.647	11.863	26	1:50.471	5.021	69	1:49.944	5.208										
70	2:07.699	11.909	18	1:51.239	9.830	78	1:51.068	11.916	55	1:50.951	8.925	62	1:51.817	7.213										
<b>Lap 2</b>																								
71	1:49.336		42	1:51.561	10.478	18	1:50.377	11.990	18	1:51.451	15.162	6	1:51.464	19.736										
11	1:49.500	0.002	53	1:51.553	10.599	81	1:50.921	12.319	14	1:51.401	15.259	18	1:51.782	19.892										
33	1:49.028	0.180	70	1:51.123	14.813	53	1:51.790	14.458	78	1:51.720	15.421	81	1:51.456	19.956										
27	1:49.068	0.413	37	1:51.774	17.087	42	1:51.961	14.498	81	1:51.534	15.564	14	1:51.668	20.091										
22	1:49.449	0.457	27	3:01.293	1:11.791	70	1:50.886	17.484	53	1:51.531	18.329	78	1:51.977	20.460										
31	1:49.756	0.493	<b>Lap 4</b>																					
73	1:49.118	0.615	71	1:49.405		37	1:50.561	18.634	42	1:51.545	18.432	37	1:50.454	20.988										
69	1:49.489	1.929	11	1:49.885	0.038	27	1:51.519	1:20.425	70	1:50.477	19.204	70	1:50.640	21.095										
90	1:50.076	2.183	73	1:49.430	0.121	<b>Lap 6</b>																		
34	1:49.605	2.208	33	1:50.027	0.179	31	1:49.460		37	1:50.265	19.728	42	1:51.117	22.248										
47	1:49.897	2.264	31	1:49.554	0.370	71	1:49.989	0.142	27	1:50.515	1:22.605	53	1:51.697	22.677										
25	1:50.175	2.720	34	1:49.884	2.076	11	1:49.972	0.178	<b>Lap 8</b>															
4	1:50.030	2.783	69	1:50.254	2.204	73	1:50.030	0.369	11	1:49.554		27	1:51.099	1:25.517										
95	1:50.018	2.836	47	1:49.921	2.396	33	1:50.146	0.589	71	1:49.698	0.081	<b>Lap 10</b>												
26	1:49.981	3.188	95	1:49.781	2.475	47	1:50.721	3.573	31	1:49.790	0.282	71	1:49.055											
62	1:49.922	3.279	4	1:50.140	2.562	7	1:50.536	3.764	73	1:49.778	0.367	73	1:49.229	0.132										
45	1:50.341	3.565	45	1:49.677	3.170	34	1:51.177	3.934	33	1:49.749	0.507	11	1:49.120	0.136										
97	1:49.538	3.748	7	1:49.331	3.262	69	1:50.790	4.142	97	1:49.101	2.929	31	1:49.195	0.420										
7	1:51.227	3.930	25	1:50.135	3.430	45	1:50.767	4.201	45	1:49.042	3.013	33	1:49.782	0.620										
55	1:50.311	3.981	62	1:49.929	3.522	95	1:51.029	4.211	7	1:49.347	3.443	97	1:48.966	1.933										
14	1:50.771	5.277	97	1:49.933	3.783	97	1:50.052	4.222	95	1:49.299	3.910	45	1:48.968	1.995										
6	1:52.208	6.589	26	1:50.556	3.948	62	1:50.440	4.266	4	1:49.557	4.593	7	1:48.936	2.219										
78	1:51.719	6.751	55	1:50.246	4.657	4	1:51.362	4.511	47	1:50.377	4.738	95	1:49.060	2.935										
<b>Lap 3</b>																								
<b>Lap 5</b>																								
<b>Lap 7</b>																								
<b>Lap 9</b>																								
<b>Lap 11</b>																								
<b>Lap 13</b>																								
<b>Lap 15</b>																								
<b>Lap 17</b>																								
<b>Lap 19</b>																								
<b>Lap 21</b>																								
<b>Lap 23</b>																								
<b>Lap 25</b>																								
<b>Lap 27</b>																								
<b>Lap 29</b>																								
<b>Lap 31</b>																								
<b>Lap 33</b>																								
<b>Lap 35</b>																								
<b>Lap 37</b>																								
<b>Lap 39</b>																								
<b>Lap 41</b>																								
<b>Lap 43</b>																								
<b>Lap 45</b>																								
<b>Lap 47</b>																								
<b>Lap 49</b>																								
<b>Lap 51</b>																								
<b>Lap 53</b>																								
<b>Lap 55</b>																								
<b>Lap 57</b>																								
<b>Lap 59</b>																								
<b>Lap 61</b>																								
<b>Lap 63</b>																								
<b>Lap 65</b>																								
<b>Lap 67</b>																								
<b>Lap 69</b>																								
<b>Lap 71</b>																								
<b>Lap 73</b>																								
<b>Lap 75</b>																								
<b>Lap 77</b>																								
<b>Lap 79</b>																								
<b>Lap 81</b>																								
<b>Lap 83</b>																								
<b>Lap 85</b>																								
<b>Lap 87</b>																								
<b>Lap 89</b>																								
<b>Lap 91</b>																								
<b>Lap 93</b>																								
<b>Lap 95</b>																								
<b>Lap 97</b>																								
<b>Lap 99</b>																								
<b>Lap 101</b>																								
<b>Lap 103</b>																								
<b>Lap 105</b>																								
<b>Lap 107</b>																								
<b>Lap 109</b>																								
<b>Lap 111</b>																								
<b>Lap 113</b>																								
<b>Lap 115</b>																								
<b>Lap 117</b>																								
<b>Lap 119</b>																								
<b>Lap 121</b>																								
<b>Lap 123</b>																								
<b>Lap 125</b>																								
<b>Lap 127</b>																								
<b>Lap 129</b>																								
<b>Lap 131</b>																								
<b>Lap 133</b>																								
<b>Lap 135</b>																								
<b>Lap 137</b>																								
<b>Lap 139</b>																								
<b>Lap 141</b>																								
<b>Lap 143</b>																								
<b>Lap 145</b>																								
<b>Lap 147</b>																								
<b>Lap 149</b>																								
<b>Lap 151</b>																								
<b>Lap 153</b>																								
<b>Lap 155</b>																								
<b>Lap 157</b>																								
<b>Lap 159</b>																								
<b>Lap 161</b>																								
<b>Lap 163</b>																								
<b>Lap 165</b>																								
<b>Lap 167</b>																								
<b>Lap 169</b>																								
<b>Lap 171</b>																								
<b>Lap 173</b>																								
<b>Lap 175</b>																								
<b>Lap 177</b>																								
<b>Lap 179</b>																								
<b>Lap 181</b>																								
<b>Lap 183</b>																								
<b>Lap 185</b>																								
<b>Lap 187</b>																								
<b>Lap 189</b>																								
<b>Lap 191</b>																								
<b>Lap 193</b>																								
<b>Lap 195</b>																								
<b>Lap 197</b>																								
<b>Lap 199</b>																								
<b>Lap 201</b>																								
<b>Lap 203</b>																								
<b>Lap 205</b>																								
<b>Lap 207</b>																								
<b>Lap 209</b>																								
<b>Lap 211</b>																								
<b>Lap 213</b>																								
<b>Lap 215</b>																								
<b>Lap 217</b>																								
<b>Lap 219</b>																								
<b>Lap 221</b>																								
<b>Lap 223</b>																								
<b>Lap 225</b>																								
<b>Lap 227</b>																								
<b>Lap 229</b>																								
<b>Lap 231</b>																								
<b>Lap 233</b>																								
<b>Lap 235</b>																								
<b>Lap 237</b>																								
<b>Lap 239</b>																								
<b>Lap 241</b>																								
<b>Lap 243</b>																								
<b>Lap 245</b>																								
<b>Lap 247</b>																								
<b>Lap 249</b>																								
<b>Lap 251</b>																								
<b>Lap 253</b>																								
<b>Lap 255</b>																								
<b>Lap 257</b>																								
<b>Lap 259</b>																								
<b>Lap 261</b>																								
<b>Lap 263</b>																								
<b>Lap 265</b>																								
<b>Lap 267</b>																								
<b>Lap 269</b>																								
<b>Lap 271</b>																								
<b>Lap 273</b>																								
<b>Lap 275</b>																								



# European Talent Cup

## FIM JuniorGP 2024 - CIRCUITO DE JEREZ

### Race 1

### Analysis by lap

Lapped ■

No	Lap Time	Gap	No	Lap Time	Gap	No	Lap Time	Gap	No	Lap Time	Gap	No	Lap Time	Gap
69	1:50.124	6.170	69	1:50.593	8.151	69	1:49.946	9.137						
62	1:51.888	9.939	62	1:52.920	15.676	55	1:50.807	21.917						
55	1:51.388	14.303	55	1:51.451	18.173	62	1:52.337	21.961						
18	1:51.079	21.809	37	1:51.407	25.762	37	1:51.147	29.556						
6	1:51.318	21.892	14	1:51.260	25.849	14	1:51.006	29.591						
81	1:51.350	22.144	70	1:51.455	25.909	70	1:51.393	29.631						
70	1:50.351	22.284	18	1:51.070	25.943	18	1:51.009	29.746						
14	1:51.552	22.481	6	1:51.682	26.312	6	1:51.461	29.967						
37	1:50.776	22.602	81	1:51.568	26.376	78	1:50.994	30.069						
78	1:51.444	22.742	78	1:51.604	26.779	81	1:51.671	30.515						
42	1:51.597	24.683	42	1:52.535	30.223	42	1:52.738	37.031						
53	1:52.819	26.334	53	1:54.054	35.079	53	1:54.173	44.658						
27	1:51.520	1:27.875	27	1:51.301	1:31.623	27	1:51.865	1:36.387						

#### Lap 11

31	1:49.209	
11	1:49.533	0.040
73	1:49.608	0.111
71	1:49.780	0.151
33	1:49.306	0.297
97	1:49.199	1.503
45	1:49.160	1.526
7	1:49.233	1.823
95	1:49.521	2.827
4	1:49.969	6.316
34	1:50.433	6.860
47	1:50.857	6.893
69	1:50.518	7.059
26	1:50.652	7.086
62	1:51.947	12.257
55	1:51.549	16.223
37	1:50.883	23.856
70	1:51.300	23.955
14	1:51.238	24.090
6	1:51.868	24.131
81	1:51.794	24.309
18	1:52.194	24.374
78	1:51.563	24.676
42	1:52.135	27.189
53	1:53.821	30.526
27	1:51.577	1:29.823

#### Lap 13

11	1:49.494	
71	1:49.604	0.029
73	1:49.509	0.183
31	1:49.480	0.252
97	1:48.962	0.482
33	1:49.589	0.527
45	1:49.078	0.656
7	1:49.033	0.818
95	1:49.433	2.520
4	1:49.920	7.293
47	1:49.892	7.362
34	1:49.886	7.600
26	1:49.829	8.084
69	1:49.729	8.305
62	1:52.637	18.738
55	1:51.626	20.224
70	1:51.018	27.352
37	1:51.336	27.523
6	1:50.883	27.620
14	1:51.425	27.699
18	1:51.483	27.851
81	1:51.157	27.958
78	1:50.985	28.189
42	1:52.759	33.407
53	1:54.095	39.599
27	1:51.588	1:33.636

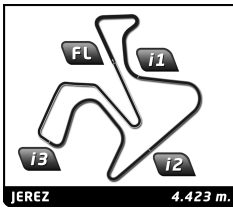
#### Lap 12

71	1:49.350	
11	1:49.542	0.081
73	1:49.639	0.249
31	1:49.848	0.347
33	1:49.717	0.513
97	1:49.093	1.095
45	1:49.128	1.153
7	1:49.038	1.360
95	1:49.336	2.662
4	1:50.133	6.948
47	1:49.653	7.045
34	1:49.930	7.289
26	1:50.245	7.830

#### Lap 14

71	1:49.085	
11	1:49.168	0.054
73	1:49.129	0.198
31	1:49.091	0.229
33	1:49.007	0.420
97	1:49.191	0.559
45	1:49.135	0.677
7	1:49.147	0.851
95	1:49.532	2.938
4	1:50.440	8.619
47	1:50.448	8.696
26	1:49.784	8.754
34	1:50.376	8.862





# European Talent Cup

## FIM JuniorGP 2024 - CIRCUITO DE JEREZ

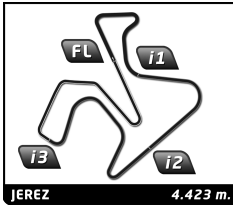
### Race 1

### Sector Analysis

— Invalidated Lap    ■ Personal Best    ■ Session Best    B Crossing the pit lane

Lap	Time	Sector 1	Sector 2	Sector 3	Sector 4	T.Sp	Lap	Time	Sector 1	Sector 2	Sector 3	Sector 4	T.Sp
<b>71</b>	<b>Carlos CANO</b>					ESP	4	1:49.554	26.773	16.449	32.068	34.264	204.9
	SeventyTwo Artbox Racing Team					Honda	5	1:49.608	27.026	16.674	32.123	33.785	203.8
1	1:55.952	32.914	16.854	31.865	34.319	195.3	6	1:49.460	26.793	16.673	31.802	34.192	199.6
2	1:49.336	26.854	16.738	31.804	33.940	196.7	7	1:50.096	26.829	16.772	32.117	34.378	195.3
3	1:50.358	27.210	16.678	32.222	34.248	196.7	8	1:49.790	26.680	16.687	31.987	34.436	197.8
4	1:49.405	26.659	16.679	31.646	34.421	203.4	9	1:49.897	26.913	16.813	32.159	34.012	195.3
5	1:49.591	26.950	16.939	31.854	33.848	195.3	10	1:49.195	26.767	16.532	31.971	33.925	203.8
6	1:49.989	26.904	16.938	32.029	34.118	192.5	11	1:49.209	26.678	16.565	31.919	34.047	199.6
7	1:49.845	26.646	16.955	31.762	34.482	198.2	12	1:49.848	27.150	16.674	31.949	34.075	200.0
8	1:49.698	26.669	16.778	31.820	34.431	196.0	13	1:49.480	26.718	16.532	32.073	34.157	202.2
9	1:49.818	26.971	16.937	31.962	33.948	200.4	14	1:49.091	26.746	16.637	31.694	34.014	204.5
10	1:49.055	26.703	16.696	31.593	34.063	201.5							
11	1:49.780	26.787	16.901	32.240	33.852	192.9							
12	1:49.350	26.869	16.828	31.717	33.936	198.2							
13	1:49.604	26.675	16.755	31.947	34.227	195.3							
14	1:49.085	26.721	16.771	31.572	34.021	197.8							
<b>11</b>	<b>David GONZÁLEZ</b>					ESP							
	AC RACING TEAM					Honda							
1	1:55.790	33.299	16.709	31.760	34.022	200.4							
2	1:49.500	27.114	16.655	31.662	34.069	198.9							
3	1:49.914	27.090	16.733	31.806	34.285	200.7							
4	1:49.885	26.914	16.782	31.871	34.318	195.3							
5	1:49.606	27.022	16.868	31.674	34.429	199.6							
6	1:49.972	26.825	16.966	32.081	34.100	191.8							
7	1:49.872	26.708	16.717	31.976	34.471	198.5							
8	1:49.554	26.767	16.654	31.828	34.305	200.0							
9	1:49.970	26.996	16.942	32.250	33.782	196.0							
10	1:49.120	26.772	16.644	31.839	33.865	200.7							
11	1:49.533	26.690	16.866	31.988	33.989	191.8							
12	1:49.542	26.833	16.831	31.704	34.174	197.1							
13	1:49.494	26.673	16.724	31.971	34.126	199.3							
14	1:49.168	26.829	16.704	31.652	33.983	200.0							
<b>73</b>	<b>Valentín PERRONE</b>					ARG							
	Frando Racing VHC Team					Honda							
1	1:56.785	34.268	16.852	31.879	33.786	199.6							
2	1:49.118	26.637	16.478	32.048	33.955	203.0							
3	1:49.839	26.957	16.631	31.991	34.260	203.0							
4	1:49.430	26.745	16.543	31.849	34.293	204.5							
5	1:49.656	26.889	16.866	32.018	33.883	193.9							
6	1:50.030	26.815	16.823	32.222	34.170	194.2							
7	1:49.824	26.633	16.811	31.986	34.394	199.3							
8	1:49.778	26.843	16.647	31.950	34.338	199.6							
9	1:49.490	26.750	16.788	31.904	34.048	196.7							
10	1:49.229	26.831	16.698	31.615	34.085	199.6							
11	1:49.608	26.813	16.727	32.077	33.991	194.9							
12	1:49.639	26.870	16.779	31.885	34.105	197.8							
13	1:49.509	26.545	16.676	32.082	34.206	196.0							
14	1:49.129	26.734	16.686	31.811	33.898	200.7							
<b>33</b>	<b>Enzo BELLON</b>					FRA							
	Team Estrella Galicia 0,0					Honda							
1	1:56.440	33.233	16.678	31.961	34.568	198.2							
2	1:49.028	26.727	16.545	31.767	33.989	200.0							
3	1:49.735	26.975	16.616	32.037	34.107	196.7							
4	1:50.027	27.002	16.749	32.100	34.176	199.6							
5	1:49.702	27.091	16.754	32.049	33.808	201.1							
6	1:50.146	26.762	16.817	32.286	34.281	190.8							
7	1:49.773	26.512	16.784	32.007	34.470	193.5							
8	1:49.749	26.739	16.603	31.846	34.561	201.5							
9	1:49.285	26.762	16.798	31.614	34.111	201.1							
10	1:49.782	26.665	16.837	32.247	34.033	193.9							
11	1:49.306	26.633	16.521	31.771	34.381	200.4							
12	1:49.717	26.926	16.713	31.956	34.122	201.9							
13	1:49.589	26.603	16.623	32.098	34.265	201.9							
14	1:49.007	26.793	16.619	31.684	33.911	200.7							
<b>97</b>	<b>Marco MORELLI</b>					ARG							
	MLav Racing					Honda							
1	1:59.498	35.979	16.965	32.563	33.991	202.6							
2	1:49.538	26.869	16.711	31.866	34.092	199.6							
3	1:49.865	26.763	16.632	31.941	34.529	200.4							
4	1:49.933	27.091	16.851	32.114	33.877	201.9							
5	1:49.825	26.636	16.626	32.164	34.399	203.0							
6	1:50.052	26.874	16.513	32.009	34.656	204.5							
7	1:49.210	26.782	16.740	31.770	33.918	197.8							
8	1:49.101	26.747	16.774	31.614	33.966	198.5							
9	1:48.992	26.675	16.795	31.570	33.952	198.2							
10	1:48.966	26.613	16.749	31.667	33.937	195.3							
11	1:49.199	26.681	16.756	31.749	34.013	195.7							
12	1:49.093	26.703	16.690	31.791	33.909	198.5							
13	1:48.962	26.670	16.701	31.686	33.905	197.8							
14	1:49.191	26.604	16.630	32.150	33.807	204.5							
<b>45</b>	<b>Alex LONGARELA</b>					ESP							
	LIQUI MOLY HUSQVARNA INTACT C					Honda							
1	1:58.512	34.705	16.705	33.009	34.093	206.5							
2	1:50.341	27.309	16.692	32.127	34.213	199.3							
3	1:49.691	26.682	16.515	32.150	34.344	201.1							
4	1:49.677	27.013	16.862	31.738	34.064	202.6							
5	1:49.702	26.528	16.634	32.261	34.279	200.4							
6	1:50.767	26.831	16.614	32.342	34.980	199.3							
7	1:49.374	26.935	16.668	31.948	33.823	199.3							
8	1:49.042	26.741	16.680	31.714	33.907	196.7							
9	1:48.968	26.674	16.767	31.814	33.713	197.4							
<b>31</b>	<b>Giulio PUGLIESE</b>					ITA							
	CFMOTO Aspar Junior Team					Honda							
1	1:56.025	33.406	16.657	31.897	34.065	200.7							
2	1:49.756	27.014	16.617	32.029	34.096	201.5							
3	1:50.086	27.247	16.497	32.102	34.240	204.9							





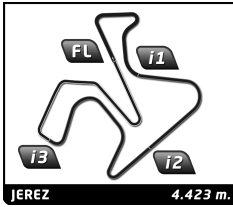
# European Talent Cup

## FIM JuniorGP 2024 - CIRCUITO DE JEREZ

### Race 1

### Sector Analysis

Lap	Time	Sector 1	Sector 2	Sector 3	Sector 4	T.Spd	Lap	Time	Sector 1	Sector 2	Sector 3	Sector 4	T.Spd	
10	1:48.968	26.646	16.727	31.785	33.810	199.6	<b>47</b> Yaroslav KARPUSHIN Frando Racing VHC Team Honda	1	1:57.655	34.373	16.744	32.188	34.350	203.0
11	1:49.160	26.733	16.761	31.713	33.953	194.2		2	1:49.897	26.989	16.605	32.296	34.007	200.7
12	1:49.128	26.870	16.755	<b>31.647</b>	33.856	198.5		3	1:49.974	27.159	<b>16.558</b>	32.143	34.114	201.5
13	1:49.078	26.741	16.636	31.785	33.916	198.5		4	1:49.921	26.997	17.082	31.927	<b>33.915</b>	201.9
14	1:49.135	26.806	16.599	32.013	33.717	201.5		5	1:49.894	26.655	16.813	32.212	34.214	196.4
<b>7</b> Beñat FERNÁNDEZ Frando Racing VHC Team Honda								6	1:50.721	26.762	16.945	32.238	34.776	194.9
1	1:57.991	35.318	16.776	31.951	33.946	201.9		7	1:50.392	27.059	17.187	32.207	33.939	190.1
2	1:51.227	27.613	16.632	32.992	33.990	200.0		8	1:50.377	27.136	16.844	31.823	34.574	200.4
3	1:49.764	26.779	<b>16.500</b>	31.978	34.507	200.0		9	1:49.948	<b>26.616</b>	16.782	32.302	34.248	199.6
4	1:49.331	26.869	16.604	31.819	34.039	201.1		10	1:49.933	26.887	16.689	32.000	34.357	201.1
5	1:49.404	26.613	16.542	32.083	34.166	198.2		11	1:50.857	27.062	16.927	32.053	34.815	196.0
6	1:50.536	26.726	16.715	32.232	34.863	199.3		12	<b>1:49.653</b>	26.900	16.741	<b>31.777</b>	34.235	200.0
7	1:49.936	26.921	16.940	32.046	34.029	193.9		13	1:49.892	26.770	16.820	32.126	34.176	197.4
8	1:49.347	26.845	16.649	31.910	33.943	198.2		14	1:50.448	27.252	16.873	32.040	34.283	201.1
9	<b>1:48.794</b>	26.566	16.600	31.762	33.866	199.6	<b>26</b> Pau ALSINA Team Estrella Galicia 0,0 Honda							
10	1:48.936	<b>26.521</b>	16.668	31.819	33.928	196.7	1	1:58.495	35.037	16.697	32.559	34.202	200.7	
11	1:49.233	26.642	16.690	31.733	34.168	200.0	2	1:49.981	27.012	16.795	31.964	34.210	198.5	
12	1:49.038	26.623	16.760	<b>31.698</b>	33.957	200.4	3	1:49.967	26.858	16.638	31.949	34.522	201.9	
13	1:49.033	26.628	16.594	31.833	33.978	200.0	4	1:50.556	27.056	16.876	32.390	34.234	202.2	
14	1:49.147	26.800	16.516	32.036	<b>33.795</b>	202.2	5	1:49.771	26.818	16.795	<b>31.836</b>	34.322	197.1	
<b>95</b> Leonardo ZANNI MIR RACING FINETWORK TEAM Honda							6	1:50.256	26.908	16.635	31.974	34.739	200.7	
1	1:58.106	34.766	16.606	32.578	34.156	203.0	7	1:50.471	27.243	<b>16.612</b>	32.286	34.330	203.0	
2	1:50.018	27.089	16.688	32.076	34.165	199.6	8	1:49.691	26.839	16.777	31.982	<b>34.093</b>	200.0	
3	1:49.621	26.802	<b>16.554</b>	32.201	34.064	201.9	9	<b>1:49.603</b>	<b>26.777</b>	16.614	32.083	34.129	199.3	
4	1:49.781	26.643	17.192	31.725	34.221	196.0	10	1:50.319	27.042	16.613	32.247	34.417	200.7	
5	1:50.145	26.641	16.851	32.002	34.651	196.4	11	1:50.652	27.047	16.814	32.262	34.529	198.9	
6	1:51.029	<b>26.542</b>	16.830	32.424	35.233	196.7	12	1:50.245	26.951	16.641	32.360	34.293	202.2	
7	1:50.004	27.248	16.648	32.214	33.894	202.6	13	1:49.829	26.877	16.873	31.877	34.202	194.6	
8	1:49.299	26.899	16.866	<b>31.582</b>	33.952	200.0	14	1:49.784	26.821	16.786	31.947	34.230	199.6	
9	<b>1:48.919</b>	26.658	16.705	31.689	<b>33.867</b>	197.4	<b>34</b> Seiryu IKEGAMI PREICANOS RACING TEAM Honda							
10	1:49.060	26.667	16.729	31.704	33.960	195.7	1	1:57.891	34.577	16.713	32.304	34.297	203.8	
11	1:49.521	26.702	16.643	31.974	34.202	197.4	2	<b>1:49.605</b>	27.290	16.602	<b>31.664</b>	34.049	205.3	
12	1:49.336	26.658	16.698	31.690	34.290	197.1	3	1:49.747	27.266	<b>16.596</b>	31.797	34.088	204.2	
13	1:49.433	26.720	16.876	31.696	34.141	193.5	4	1:49.884	<b>26.637</b>	16.719	32.054	34.474	196.7	
14	1:49.532	26.835	16.851	31.792	34.054	195.7	5	1:50.119	26.859	16.940	32.031	34.289	198.9	
<b>4</b> Gabriel TESINI AC RACING TEAM Honda							6	1:51.177	26.828	16.996	32.105	35.248	198.5	
1	1:58.041	34.214	16.894	32.743	34.190	199.6	7	1:50.006	26.873	16.918	32.211	<b>34.004</b>	196.0	
2	1:50.030	26.949	16.657	32.237	34.187	200.0	8	1:50.465	27.130	17.037	32.210	34.088	200.0	
3	<b>1:49.402</b>	26.825	16.540	32.149	33.888	202.6	9	1:50.024	26.779	16.698	32.413	34.134	199.3	
4	1:50.140	26.881	17.426	31.987	<b>33.846</b>	196.0	10	1:50.185	27.057	16.717	32.119	34.292	200.0	
5	1:50.025	26.864	16.579	32.344	34.238	198.5	11	1:50.433	26.977	16.865	32.014	34.577	198.5	
6	1:51.362	27.406	16.636	32.178	35.142	201.5	12	1:49.930	26.972	16.733	31.907	34.318	201.5	
7	1:50.129	27.117	<b>16.539</b>	32.309	34.164	204.2	13	1:49.886	26.895	16.923	31.872	34.196	196.0	
8	1:49.557	26.781	16.733	32.034	34.009	203.4	14	1:50.376	27.074	16.946	32.179	34.177	197.8	
9	1:49.873	<b>26.718</b>	16.804	32.205	34.146	198.2	<b>69</b> Fernando BUJOSA Team Estrella Galicia 0,0 Honda							
10	1:50.464	26.892	16.796	32.249	34.527	197.4	1	1:57.728	34.742	16.672	32.200	<b>34.114</b>	200.0	
11	1:49.969	26.821	16.856	32.016	34.276	197.8	2	<b>1:49.489</b>	26.870	16.764	<b>31.635</b>	34.220	198.5	
12	1:50.133	26.949	16.808	32.076	34.300	197.4	3	1:49.784	26.844	16.737	31.850	34.353	195.3	
13	1:49.920	26.818	16.850	32.093	34.159	195.7								
14	1:50.440	27.250	16.904	<b>31.974</b>	34.312	197.4								



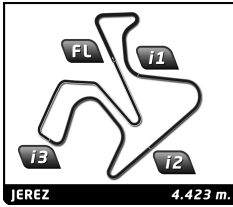
# European Talent Cup

## FIM JuniorGP 2024 - CIRCUITO DE JEREZ

### Race 1

### Sector Analysis

_ Invalidated Lap							■ Personal Best							■ Session Best							B Crossing the pit lane						
Lap	Time	Sector 1	Sector 2	Sector 3	Sector 4	T.Spd	Lap	Time	Sector 1	Sector 2	Sector 3	Sector 4	T.Spd	Lap	Time	Sector 1	Sector 2	Sector 3	Sector 4	T.Spd	Lap	Time	Sector 1	Sector 2	Sector 3	Sector 4	T.Spd
4	1:50.254	26.804	16.852	32.113	34.485	191.2	10	1:50.776	26.911	16.599	32.533	34.733	199.6	10	1:50.776	26.911	16.599	32.533	34.733	199.6							
5	1:50.586	26.783	16.991	32.203	34.609	195.3	11	1:50.883	27.083	16.857	32.202	34.741	199.6	11	1:50.883	27.083	16.857	32.202	34.741	199.6							
6	1:50.790	26.731	16.654	32.352	35.053	198.5	12	1:51.407	27.374	17.059	32.250	34.724	194.6	12	1:51.407	27.374	17.059	32.250	34.724	194.6							
7	1:50.360	26.737	16.948	32.288	34.387	190.8	13	1:51.336	27.291	17.046	32.447	34.552	191.5	13	1:51.336	27.291	17.046	32.447	34.552	191.5							
8	1:50.158	26.791	16.873	32.251	34.243	196.4	14	1:51.147	27.163	17.136	32.245	34.603	193.5	14	1:51.147	27.163	17.136	32.245	34.603	193.5							
9	1:49.944	27.105	16.622	32.004	34.213	197.1																					
10	1:50.124	26.966	16.710	32.138	34.310	198.5																					
11	1:50.518	27.092	16.690	32.055	34.681	199.6																					
12	1:50.593	27.114	16.816	32.142	34.521	197.1																					
13	1:49.729	26.902	16.752	31.882	34.193	194.9																					
14	1:49.946	26.885	16.709	32.006	34.346	196.7																					
<b>55</b> <b>Mikey LOU</b> <span style="float:right">USA</span>																											
MIR RACING FINETWORK TEAM <span style="float:right">Honda</span>																											
1	1:58.958	35.425	17.081	32.295	34.157	200.4	1	1:59.794	36.041	16.817	32.762	34.174	201.9	1	1:59.794	36.041	16.817	32.762	34.174	201.9							
2	1:50.311	27.232	16.649	32.225	34.205	200.4	2	1:50.771	27.321	16.869	32.108	34.473	196.4	2	1:50.771	27.321	16.869	32.108	34.473	196.4							
3	1:50.193	26.957	16.646	32.073	34.517	202.2	3	1:51.432	26.974	17.088	32.425	34.948	194.2	3	1:51.432	26.974	17.088	32.425	34.948	194.2							
4	1:50.246	26.990	16.844	31.907	34.505	198.9	4	1:51.861	27.227	17.148	32.507	34.979	192.2	4	1:51.861	27.227	17.148	32.507	34.979	192.2							
5	1:50.869	27.005	16.963	32.437	34.464	195.3	5	1:52.647	27.518	17.348	32.603	35.178	189.8	5	1:52.647	27.518	17.348	32.603	35.178	189.8							
6	1:51.873	27.004	16.973	32.278	35.618	194.9	6	1:51.829	27.472	17.085	32.547	34.725	194.9	6	1:51.829	27.472	17.085	32.547	34.725	194.9							
7	1:50.951	27.054	16.986	32.294	34.617	192.2	7	1:51.401	27.210	16.960	32.507	34.724	197.8	7	1:51.401	27.210	16.960	32.507	34.724	197.8							
8	1:51.229	27.194	17.127	32.142	34.766	194.2	8	1:52.573	27.510	17.350	32.646	35.067	194.2	8	1:52.573	27.510	17.350	32.646	35.067	194.2							
9	1:51.332	27.346	17.074	32.101	34.811	194.2	9	1:51.668	27.088	17.100	32.883	34.597	194.2	9	1:51.668	27.088	17.100	32.883	34.597	194.2							
10	1:51.388	27.241	17.056	32.267	34.824	190.1	10	1:51.552	27.407	16.967	32.693	34.485	197.4	10	1:51.552	27.407	16.967	32.693	34.485	197.4							
11	1:51.549	27.224	17.152	32.306	34.867	193.5	11	1:51.238	27.130	16.986	32.710	34.412	200.4	11	1:51.238	27.130	16.986	32.710	34.412	200.4							
12	1:51.451	27.159	17.155	32.176	34.961	192.5	12	1:51.260	27.276	16.947	32.370	34.667	194.9	12	1:51.260	27.276	16.947	32.370	34.667	194.9							
13	1:51.626	27.299	17.177	32.382	34.768	190.8	13	1:51.425	27.384	16.883	32.623	34.535	194.2	13	1:51.425	27.384	16.883	32.623	34.535	194.2							
14	1:50.807	27.199	16.964	32.312	34.332	193.9	14	1:51.006	27.096	17.155	32.270	34.485	196.7	14	1:51.006	27.096	17.155	32.270	34.485	196.7							
<b>70</b> <b>Kristian DANIEL JR</b> <span style="float:right">USA</span>																											
AGR TEAM <span style="float:right">Honda</span>																											
1	2:07.699	43.573	17.154	32.260	34.712	192.9	1	2:07.699	43.573	17.154	32.260	34.712	192.9	1	2:07.699	43.573	17.154	32.260	34.712	192.9							
2	1:51.194	27.232	17.050	32.143	34.769	192.9	2	1:51.194	27.232	17.050	32.143	34.769	192.9	2	1:51.194	27.232	17.050	32.143	34.769	192.9							
3	1:51.123	27.155	17.047	32.143	34.778	194.9	3	1:51.123	27.155	17.047	32.143	34.778	194.9	3	1:51.123	27.155	17.047	32.143	34.778	194.9							
4	1:51.224	27.194	17.104	32.177	34.749	193.9	4	1:51.224	27.194	17.104	32.177	34.749	193.9	4	1:51.224	27.194	17.104	32.177	34.749	193.9							
5	1:50.886	27.034	17.106	32.132	34.614	192.9	5	1:50.886	27.034	17.106	32.132	34.614	192.9	5	1:50.886	27.034	17.106	32.132	34.614	192.9							
6	1:51.077	27.092	17.102	32.133	34.750	193.5	6	1:51.077	27.092	17.102	32.133	34.750	193.5	6	1:51.077	27.092	17.102	32.133	34.750	193.5							
7	1:50.477	27.073	16.996	32.029	34.379	194.2	7	1:50.477	27.073	16.996	32.029	34.379	194.2	7	1:50.477	27.073	16.996	32.029	34.379	194.2							
8	1:50.660	27.005	16.950	32.205	34.500	197.4	8	1:50.660	27.005	16.950	32.205	34.500	197.4	8	1:50.660	27.005	16.950	32.205	34.500	197.4							
9	1:50.640	26.997	16.885	32.330	34.428	196.7	9	1:50.640	26.997	16.885	32.330	34.428	196.7	9	1:50.640	26.997	16.885	32.330	34.428	196.7							
10	1:50.351	26.992	16.617	32.208	34.534	201.1	10	1:50.351	26.992	16.617	32.208	34.534	201.1	10	1:50.351	26.992	16.617	32.208	34.534	201.1							
11	1:51.300	27.263	16.905	32.493	34.639	193.2	11	1:51.300	27.263	16.905	32.493	34.639	193.2	11	1:51.300	27.263	16.905	32.493	34.639	193.2							
12	1:51.455	27.340	17.051	32.401	34.663	200.0	12	1:51.455	27.340	17.051	32.401	34.663	200.0	12	1:51.455	27.340	17.051	32.401	34.663	200.0							
13	1:51.018	27.218	16.947	32.282	34.571	193.5	13	1:51.018	27.218	16.947	32.282	34.571	193.5	13	1:51.018	27.218	16.947	32.282	34.571	193.5							
14	1:51.393	27.313	17.351	32.306	34.423	198.2	14	1:51.393	27.313	17.351	32.306	34.423	198.2	14	1:51.393	27.313	17.351	32.306	34.423	198.2							
<b>18</b> <b>Mathias TAMBURINI</b> <span style="float:right">ITA</span>																											
TEAM ECHOVIT PASINI RACING <span style="float:right">Honda</span>																											
1	2:01.631	36.445	16.895	33.445	34.846	203.0	1	2:01.631	36.445	16.895	33.445	34.846	203.0	1	2:01.631	36.445	16.895	33.445	34.846	203.0							
2	1:52.163	27.283	17.211	32.779	34.890	196.4	2	1:52.163	27.283	17.211	32.779	34.890	196.4	2	1:52.163	27.283	17.211	32.779	34.890	196.4							
3	1:51.239	27.349	16.899	32.494	34.497	197.4	3	1:51.239	27.349	16.899	32.494	34.497	197.4	3	1:51.239	27.349	16.899	32.494	34.497	197.4							
4	1:51.222	27.334	16.969	32.263	34.656	199.6	4	1:51.222	27.334	16.969	32.263	34.656	199.6	4	1:51.222	27.334	16.969	32.263	34.656	199.6							
5	1:50.377	27.091	16.756	32.198	34.332	201.1	5	1:50.377	27.091	16.756	32.198	34.332	201.1	5	1:50.377	27.091	16.756	32.198	34.332	201.1							
6	1:51.555	27.232	16.904	32.975	34.444	194.2	6	1:51.555	27.232	16.904	32.975	34.444	194.2	6	1:51.555	27.232	16.904	32.975	34.444	194.2							
7	1:51.451	27.151	16.964	32.440	34.896	197.1	7	1:51.451	27.151	16.964	32.440	34.896	197.1	7	1:51.451	27.151	16.964	32.440	34.896	197.1							
8	1:52.357	27.497	17.354	32.637	34.869	194.6	8	1:52.357	27.497	17.354	32.637	34.869	194.6	8	1:52.357	27.497	17.354	32.637	34.869	194.6							
9	1:51.782	27.299	17.334	32.590	34.559	197.8	9	1:51.782	27.299	17.334	32.590	34.559	197.8	9	1:51.782	27.299	17.334	32.590	34.559	197.8							
10	1:51.079	27.354	16.865	32.477	34.383																						



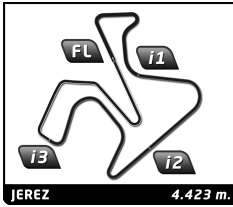
# European Talent Cup

## FIM JuniorGP 2024 - CIRCUITO DE JEREZ

### Race 1

### Sector Analysis

_ Invalidated Lap							■ Personal Best							■ Session Best							B Crossing the pit lane																																																																																			
Lap	Time	Sector 1	Sector 2	Sector 3	Sector 4	T.Sp	Lap	Time	Sector 1	Sector 2	Sector 3	Sector 4	T.Sp	Lap	Time	Sector 1	Sector 2	Sector 3	Sector 4	T.Sp	Lap	Time	Sector 1	Sector 2	Sector 3	Sector 4	T.Sp																																																																													
<b>6</b> Benjamin CAILLET FRA							JEG TAKE OFF GP Honda							4 1:51.498 27.087 17.077 32.487 34.847 194.9							5 1:51.961 27.399 17.177 32.347 35.038 192.2																																																																																			
1	1:59.669	35.175	17.278	32.691	34.525	200.4	6	1:52.223	27.419	17.291	32.626	34.887	195.7	7	1:51.545	27.281	17.183	32.382	34.699	192.5	8	1:52.108	27.517	17.280	32.642	34.669	191.5	9	1:51.117	27.011	17.029	32.286	34.791	197.1	10	1:51.597	27.228	17.183	32.258	34.928	192.2	11	1:52.135	27.470	17.151	32.435	35.079	191.5	12	1:52.535	27.452	17.255	32.566	35.262	190.1	13	1:52.759	27.503	17.323	32.660	35.273	187.2	14	1:52.738	27.581	17.306	32.636	35.215	189.5																																			
2	1:52.208	27.502	16.785	32.739	35.182	198.9	11	1:51.868	27.452	17.114	32.720	34.582	192.9	12	1:51.682	27.333	16.938	32.614	34.797	201.1	13	1:50.883	27.118	16.857	32.543	34.365	199.6	14	1:51.461	27.119	17.153	32.993	34.196	197.4																																																																						
<b>78</b> Henri MIGNOT FRA							BRS - Brechon Racing School Honda							53 Kiyano VEIJER NLD							Ernst Dubbink Eveno racing Honda																																																																																			
1	2:00.320	35.733	16.909	33.138	34.540	199.3	1	2:02.276	36.224	17.047	34.103	34.902	198.9	2	1:51.973	27.219	17.101	32.695	34.958	197.4	3	1:51.553	27.181	17.041	32.458	34.873	198.5	4	1:51.508	27.097	16.967	32.687	34.757	198.2	5	1:51.790	27.142	17.052	32.812	34.784	192.9	6	1:52.174	27.516	17.180	32.522	34.956	190.8	7	1:51.531	27.295	17.110	32.372	34.754	189.8	8	1:52.060	27.448	17.255	32.759	34.598	191.5	9	1:51.697	27.086	16.968	32.600	35.043	194.9	10	1:52.819	27.408	17.191	32.894	35.326	192.9	11	1:53.821	27.804	17.531	32.856	35.630	189.8	12	1:54.054	27.914	17.548	33.002	35.590	188.8	13	1:54.095	27.876	17.613	33.015	35.591	186.9	14	1:54.173	27.944	17.666	33.064	35.499	187.2
2	1:51.719	27.294	16.871	32.479	35.075	197.4	11	1:51.563	27.163	16.918	32.848	34.634	196.0	12	1:51.604	27.240	16.969	32.657	34.738	198.2	13	1:50.985	27.139	16.900	32.430	34.516	195.3	14	1:50.994	27.178	16.908	32.687	34.221	197.8																																																																						
<b>81</b> Matteo GABARRINI ITA							TEAM ECHOVIT PASINI RACING Honda							27 Kerman TINEZ VEN							MIR RACING FINETWORK TEAM Honda																																																																																			
1	2:01.959	36.553	16.891	33.720	34.795	204.2	1	1:56.633	33.778	16.846	31.840	34.169	193.9	2	1:49.068	26.615	16.631	31.970	33.852	200.4	3	3:01.293	26.963	16.723	31.802	1:45.805	200.4	4	1:56.554	32.087	17.308	32.399	34.760	186.5	5	1:51.519	27.251	17.332	32.116	34.820	187.8	6	1:51.499	27.257	17.338	32.208	34.696	188.8	7	1:50.515	26.929	17.085	32.007	34.494	188.8	8	1:51.222	26.961	17.126	32.143	34.992	189.8	9	1:51.099	27.146	17.246	31.966	34.741	189.1	10	1:51.520	27.289	17.214	32.292	34.725	188.8	11	1:51.577	27.109	17.261	32.226	34.981	186.2	12	1:51.301	27.029	17.228	32.236	34.808	187.8	13	1:51.588	27.169	17.209	32.296	34.914	188.5	14	1:51.865	27.222	17.301	32.328	35.014	189.5
2	1:51.724	27.367	16.927	32.532	34.898	200.7	11	1:51.794	27.354	16.946	32.636	34.858	198.9	12	1:51.568	27.557	16.892	32.698	34.421	200.7	13	1:51.157	27.370	16.849	32.541	34.397	200.0	14	1:51.671	27.251	16.899	32.960	34.561	197.8																																																																						
<b>42</b> Julius FRELLSEN DNK							JEG Racing Honda							25 Gonzalo PÉREZ ESP							Team Larresport Honda																																																																																			
1	2:01.913	36.631	17.245	33.111	34.926	194.2	1	1:57.833	34.218	16.736	32.441	34.438	198.9	2	1:50.175	27.205	16.705	32.125	34.140	201.5	3	1:50.338	27.056	16.632	32.296	34.354	201.5	4	1:50.135	27.045	16.856	32.176	34.058	198.2	5	1:50.025	26.801	16.617	32.210	34.397	198.9	6	1:50.519	26.901	16.545	32.533	34.540	201.9	7	1:50.471	27.403	16.575	32.280	34.213	201.9	8	1:51.104	27.068	16.693	32.480	34.863	200.0																																										
2	1:52.207	27.447	17.186	32.516	35.058	196.4	3	1:50.338	27.056	16.632	32.296	34.354	201.5																																																																																											
3	1:51.561	27.203	17.097	32.342	34.919	195.7																																																																																																		



# European Talent Cup


## FIM JuniorGP 2024 - CIRCUITO DE JEREZ

### Race 1

### Sector Analysis

— Invalidated Lap    ■ Personal Best    ■ Session Best    B Crossing the pit lane

Lap	Time	Sector 1	Sector 2	Sector 3	Sector 4	T.Sp	Lap	Time	Sector 1	Sector 2	Sector 3	Sector 4	T.Sp	
<b>90</b>	<b>Luca AGOSTINELLI</b> VNM													
	TEAM ECHOVIT PASINI RACING						Honda							
1	1:57.395	34.144	16.810	32.207	34.234	203.8								
2	1:50.076	27.159	16.677	32.110	34.130	199.6								
3	<b>1:49.790</b>	27.151	<b>16.577</b>	<b>32.106</b>	<b>33.956</b>	204.2								
<b>22</b>	<b>Jesús TORRES</b> ESP													
	Team Estrella Galicia 0,0						Honda							
1	1:56.296	33.701	16.942	<b>31.575</b>	<b>34.078</b>	196.7								
2	<b>1:49.449</b>	<b>26.787</b>	16.674	31.815	34.173	201.5								
<b>8</b>	<b>Edoardo BERTOLA</b> ITA													
	EAGLE-1						Honda							
1	1:59.677	35.670	16.925	32.684	<b>34.398</b>	200.4								

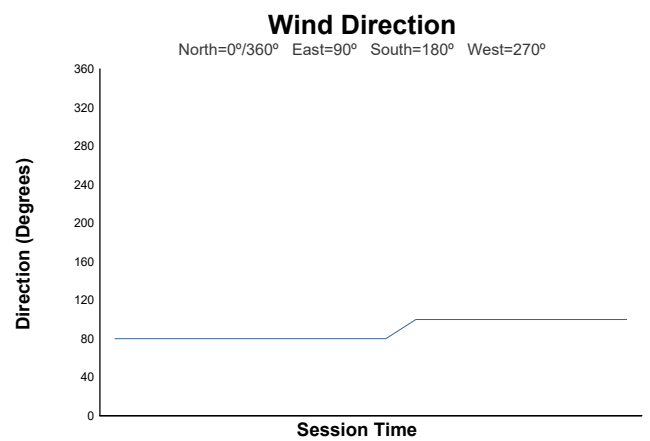
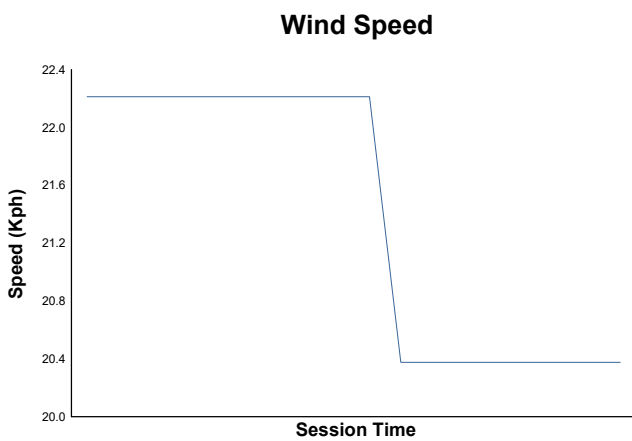
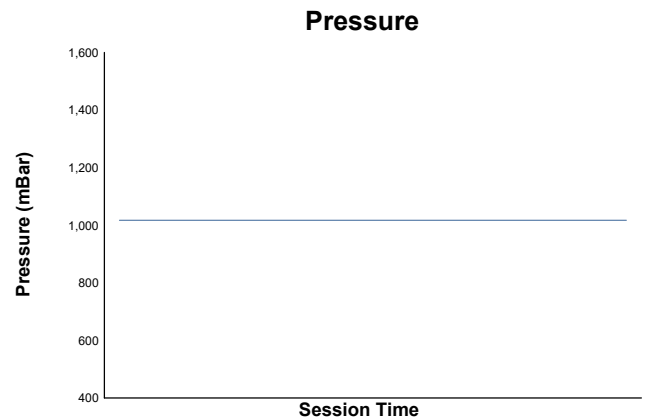
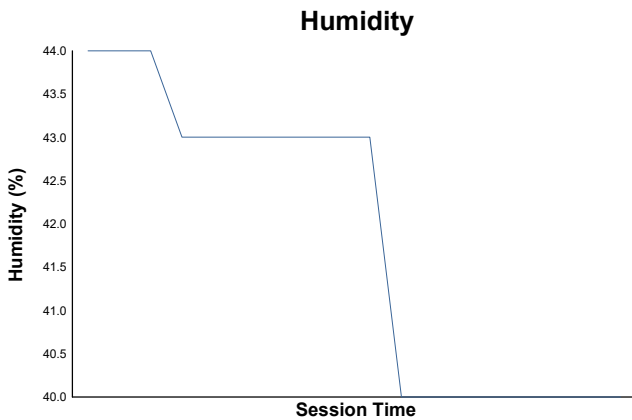
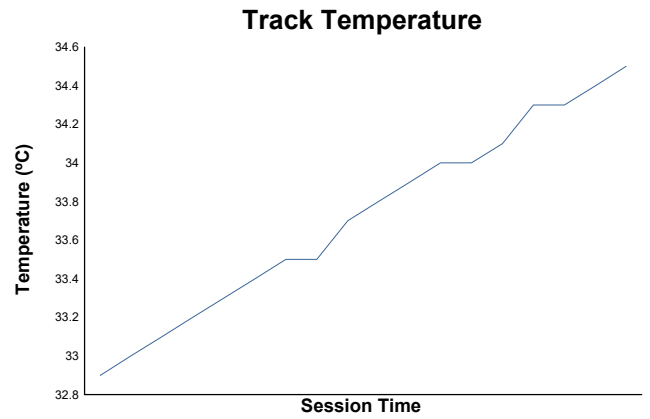
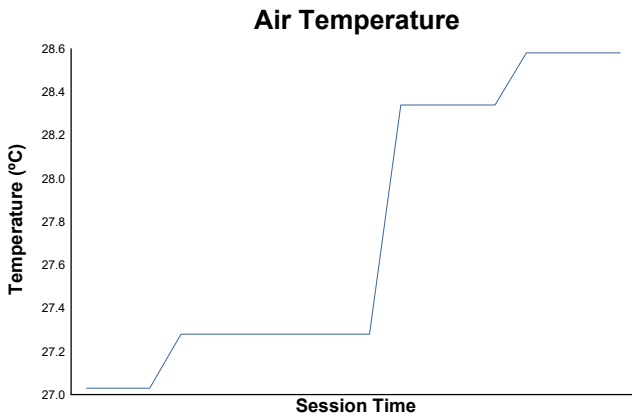


# FIM JuniorGP 2024 - CIRCUITO DE JEREZ

European Talent Cup

Race 1

## Weather Report



Track Status: **DRY**