

JuniorGP

FIM JuniorGP 2024 - CIRCUITO DE JEREZ

Race 1 (15 Laps, 66.3 km.)

Classification

No	Rider	Nat	Team	Bike	Tires	Cl.	Laps	Total Time	Gap	Kph	Best Lap		
											Lap	Time	Kph
1	96 Guido PINI	ITA	SeventyTwo Artbox Racing Team	KTM	Pirelli	JuniorGP	15	26:34.688	-	149.8	6	1:45.341	151.2
2	51 Brian URIARTE	ESP	SeventyTwo Artbox Racing Team	KTM	Pirelli	JuniorGP	15	26:34.773	+0.085	149.8	3	1:45.136	151.4
3	83 Álvaro CARPE	ESP	STV Laglisse Racing	Husqvarna	Pirelli	JuniorGP	15	26:47.782	+13.094	148.6	2	1:45.497	150.9
4	11 Adrián CRUCES	ESP	FINETWORK TEAM	KTM	Pirelli	JuniorGP	15	26:56.235	+21.547	147.8	3	1:46.176	150.0
5	27 Rico SALMELA	FIN	LIQUI MOLY HUSQVARNA INTACT GP JUNIOR TEAM	Husqvarna	Pirelli	JuniorGP	15	26:56.277	+21.589	147.8	3	1:46.255	149.9
6	8 Eddie O'SHEA	GBR	British Talent Team - MLav Racing	Honda	Pirelli	JuniorGP	15	26:56.347	+21.659	147.8	2	1:46.225	149.9
7	67 Casey James O'GORMAN	IRL	Team Estrella Galicia 0,0	Honda	Pirelli	JuniorGP	15	26:56.794	+22.106	147.7	2	1:46.275	149.8
8	13 Hakim DANISH	MYS	SIC Racing - MSI	KTM	Pirelli	JuniorGP	15	26:56.812	+22.124	147.7	3	1:46.308	149.8
9	14 Cormac BUCHANAN	NZL	AGR TEAM	KTM	Pirelli	JuniorGP	15	26:56.872	+22.184	147.7	3	1:46.401	149.6
10	21 Ruché MOODLEY	ZAF	FINETWORK TEAM	KTM	Pirelli	JuniorGP	15	26:56.935	+22.247	147.7	2	1:46.287	149.8
11	19 Alessandro MOROSI	ITA	CFMOTO Aspar Junior Team	CFMOTO	Pirelli	JuniorGP	15	26:56.953	+22.265	147.7	9	1:46.750	149.2
12	5 Leo RAMMERSTORFER	AUT	LIQUI MOLY HUSQVARNA INTACT GP JUNIOR TEAM	Husqvarna	Pirelli	JuniorGP	15	26:57.052	+22.364	147.7	11	1:46.558	149.4
13	94 Facundo LLAMBIAS	URY	Team Estrella Galicia 0,0	Honda	Pirelli	JuniorGP	15	26:57.680	+22.992	147.6	3	1:46.245	149.9
14	89 Marcos URIARTE	ESP	CFMOTO Aspar Junior Team	CFMOTO	Pirelli	JuniorGP	15	26:57.894	+23.206	147.6	2	1:46.333	149.7
15	4 Milan PAWELEC	POL	STV Laglisse Racing	Husqvarna	Pirelli	JuniorGP	15	26:57.972	+23.284	147.6	2	1:46.345	149.7
16	45 Kgotpotso MONONYANE	ZAF	AGR TEAM	KTM	Pirelli	JuniorGP	15	27:02.148	+27.460	147.2	4	1:46.777	149.1
17	48 Lenox PHOMMARA	CHE	MTA JUNIOR TEAM	KTM	Pirelli	JuniorGP	15	27:02.553	+27.865	147.2	4	1:46.889	149.0
18	52 Evan BELFORD	GBR	British Talent Team - MLav Racing	Honda	Pirelli	JuniorGP	15	27:06.854	+32.166	146.8	4	1:46.737	149.2
19	72 Edoardo LIGUORI	ITA	AC RACING TEAM	KTM	Pirelli	JuniorGP	15	27:12.291	+37.603	146.3	2	1:47.637	147.9
20	57 Danial SHAHRIL	MYS	Asia Talent Team	Honda	Pirelli	JuniorGP	15	27:12.347	+37.659	146.3	3	1:47.552	148.0
21	56 Amon ODAKI	JPN	Asia Talent Team	Honda	Pirelli	JuniorGP	15	27:12.541	+37.853	146.3	10	1:47.833	147.7
22	34 Cesare TIEZZI	ITA	EAGLE-1	KTM	Pirelli	JuniorGP	15	27:12.625	+37.937	146.3	9	1:47.817	147.7
23	20 Jakkreephat PHUETTISAN	THA	Honda Racing Thailand	Honda	Pirelli	JuniorGP	15	27:12.911	+38.223	146.3	11	1:47.667	147.9
24	25 Leonardo ABRUZZO	ITA	MTA JUNIOR TEAM	KTM	Pirelli	JuniorGP	15	27:13.003	+38.315	146.3	7	1:47.798	147.7
25	91 Kotaro UCHIUMI	JPN	MTA JUNIOR TEAM	KTM	Pirelli	JuniorGP	15	27:13.233	+38.550	146.2	11	1:47.773	147.7
26	29 Kevin FARKAS	HUN	AC RACING TEAM	KTM	Pirelli	JuniorGP	15	27:13.538	+38.845	146.2	11	1:47.764	147.8
27	22 Owen VAN TRIGT	NLD	AGR TEAM	KTM	Pirelli	JuniorGP	15	27:18.104	+43.416	145.8	4	1:47.721	147.8
28	78 Jakob ROSENTHALER	AUT	LIQUI MOLY HUSQVARNA INTACT GP JUNIOR TEAM	Husqvarna	Pirelli	JuniorGP	15	27:25.023	+50.335	145.2	2	1:45.988	150.2
Not classified													
47	Dodo BOGGIO	ITA	EAGLE-1	KTM	Pirelli	JuniorGP	7	12:36.740			4	1:46.215	149.9
54	Jesús RIOS	ESP	MRE TALENT	KTM	Pirelli	JuniorGP	4	7:08.720			4	1:45.531	150.9
28	Máximo QUILES	ESP	Team Estrella Galicia 0,0	Honda	Pirelli	JuniorGP	2	3:39.121			2	1:46.374	149.7
93	Arbi ADITAMA	IDN	Astra Honda Racing Team	Honda	Pirelli	JuniorGP	1	1:56.214					

Pole Position:

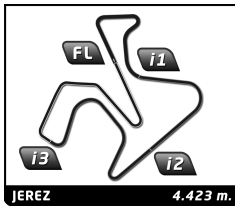
Fastest Lap:

Lap3	Brian URIARTE	1:45.136	151.4 Kph
------	---------------	----------	-----------

Published at:

Track Status: **DRY**

Clerk of the Course: Miguel Ángel Rodríguez	Timekeeper: Denis del Pozo
---	--------------------------------------



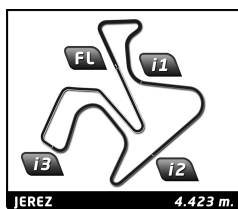
JuniorGP

FIM JuniorGP 2024 - CIRCUITO DE JEREZ

Race 1

Lap Chart

No	Pos	Grid	Lap														
			1	2	3	4	5	6	7	8	9	10	11	12	13	14	15
96	1	96	51	51	51	51	51	51	96	96	96	96	96	96	96	96	96
51	2	51	83	83	96	96	96	96	51	51	51	51	51	51	51	51	51
83	3	83	54	96	83	54	83	83	83	83	83	83	83	83	83	83	83
54	4	54	96	54	54	83	11	8	8	8	8	8	8	8	8	8	11
28	5	28	27	28	94	94	67	67	67	13	13	13	13	11	11	11	27
27	6	27	94	94	11	11	78	13	11	67	67	67	67	13	27	27	8
94	7	94	28	13	13	67	27	11	13	27	27	27	11	27	13	67	67
67	8	67	13	11	27	13	13	27	11	11	11	11	27	67	67	13	13
13	9	13	11	27	67	27	8	89	78	89	89	4	4	89	14	14	14
11	10	11	67	67	78	78	94	78	47	94	4	21	21	14	89	89	21
8	11	8	21	21	8	8	89	47	89	4	21	89	89	21	21	21	19
78	12	78	8	8	89	89	4	94	94	21	94	14	14	4	4	19	5
21	13	21	78	78	4	4	47	4	4	14	14	94	5	19	19	5	94
19	14	19	4	4	21	47	19	19	21	19	19	19	19	94	5	94	89
89	15	89	89	89	47	19	48	14	19	48	5	5	94	5	94	4	4
4	16	4	19	47	19	5	14	21	48	5	48	48	48	48	48	45	45
5	17	5	5	19	5	48	21	48	14	45	45	45	45	45	45	48	48
45	18	45	52	5	48	14	45	5	5	52	52	52	52	52	52	52	52
48	19	48	45	48	14	45	5	45	45	57	57	25	25	57	57	72	72
57	20	57	47	52	45	52	52	52	52	72	72	57	72	72	72	57	57
52	21	52	48	45	52	21	57	57	57	25	25	72	57	25	25	56	56
93	22	93	93	14	57	57	72	72	72	34	34	34	34	34	56	25	34
72	23	72	14	57	72	72	25	25	25	56	56	56	20	20	20	34	20
22	24	22	91	72	91	25	91	34	34	20	20	56	56	34	20	25	25
25	25	25	57	91	25	91	34	91	56	91	91	91	91	91	91	91	91
34	26	34	72	25	34	34	56	56	91	29	29	29	29	29	29	29	29
91	27	91	20	20	29	29	29	20	20	22	22	22	22	22	22	22	22
20	28	20	25	34	56	56	20	29	29	78	78	78	78	78	78	78	78
56	29	56	34	29	20	20	22	22	22	22	22	22	22	22	22	22	22
29	30	29	29	56	22	22	22	22	22	22	22	22	22	22	22	22	22
47	31	47	56	22	22	22	22	22	22	22	22	22	22	22	22	22	22
14	32	14	22	22	22	22	22	22	22	22	22	22	22	22	22	22	22




JuniorGP

FIM JuniorGP 2024 - CIRCUITO DE JEREZ

Race 1

Best Sector Times

Sector 1			Sector 2			Sector 3			Pos	No Rider	Ideal Lap	Best Lap
Pos	No Rider	Time	No Rider	Time	No Rider	Time	Pos	No Rider				
1	28 M.QUILES	25.777	96 G.PINI	15.938	51 B.URIARTE	30.517	1	96 G.PINI	1:45.037	1:45.341	(2)	
2	51 B.URIARTE	25.808	28 M.QUILES	15.942	96 G.PINI	30.654	2	51 B.URIARTE	1:45.068	1:45.136	(1)	
3	54 J.RIOS	25.870	51 B.URIARTE	15.949	54 J.RIOS	30.655	3	28 M.QUILES	1:45.163	1:46.374	(16)	
4	96 G.PINI	25.877	13 H.DANISH	15.966	83 Á.CARPE	30.669	4	54 J.RIOS	1:45.270	1:45.531	(4)	
5	11 A.CRUCES	25.909	89 M.URIARTE	15.983	78 J.ROSENTHALER	30.816	5	83 Á.CARPE	1:45.284	1:45.497	(3)	
6	83 Á.CARPE	25.929	14 C.BUCHANAN	15.985	28 M.QUILES	30.818	6	13 H.DANISH	1:45.592	1:46.308	(13)	
7	8 E.O'SHEA	25.960	8 E.O'SHEA	15.999	94 F.LLAMBIAS	30.822	7	94 F.LLAMBIAS	1:45.648	1:46.245	(9)	
8	13 H.DANISH	25.978	83 Á.CARPE	16.004	47 D.BOGGIO	30.853	8	11 A.CRUCES	1:45.665	1:46.176	(6)	
9	27 R.SALMELA	25.995	48 L.PHOMMARA	16.007	89 M.URIARTE	30.943	9	27 R.SALMELA	1:45.782	1:46.255	(10)	
10	78 J.ROSENTHALER	25.998	4 M.PAWELEC	16.007	67 C.O'GORMAN	30.945	10	78 J.ROSENTHALER	1:45.841	1:45.988	(5)	
11	94 F.LLAMBIAS	25.998	45 K.MONONYANE	16.012	11 A.CRUCES	30.948	11	67 C.O'GORMAN	1:45.948	1:46.275	(11)	
12	67 C.O'GORMAN	26.008	54 J.RIOS	16.015	27 R.SALMELA	30.963	12	89 M.URIARTE	1:45.966	1:46.333	(14)	
13	47 D.BOGGIO	26.016	27 R.SALMELA	16.030	21 R.MOODLEY	30.988	13	47 D.BOGGIO	1:45.974	1:46.215	(7)	
14	5 L.RAMMERSTORFER	26.049	94 F.LLAMBIAS	16.036	13 H.DANISH	30.993	14	8 E.O'SHEA	1:45.992	1:46.225	(8)	
15	4 M.PAWELEC	26.066	52 E.BELFORD	16.038	4 M.PAWELEC	31.011	15	21 R.MOODLEY	1:46.053	1:46.287	(12)	
16	21 R.MOODLEY	26.079	5 L.RAMMERSTORFER	16.043	19 A.MOROSI	31.059	16	14 C.BUCHANAN	1:46.151	1:46.401	(17)	
17	89 M.URIARTE	26.080	21 R.MOODLEY	16.051	14 C.BUCHANAN	31.090	17	4 M.PAWELEC	1:46.183	1:46.345	(15)	
18	14 C.BUCHANAN	26.112	78 J.ROSENTHALER	16.055	8 E.O'SHEA	31.117	18	5 L.RAMMERSTORFER	1:46.277	1:46.558	(18)	
19	19 A.MOROSI	26.115	11 A.CRUCES	16.064	5 L.RAMMERSTORFER	31.126	19	45 K.MONONYANE	1:46.467	1:46.777	(21)	
20	52 E.BELFORD	26.126	67 C.O'GORMAN	16.073	45 K.MONONYANE	31.130	20	19 A.MOROSI	1:46.485	1:46.750	(20)	
21	45 K.MONONYANE	26.137	47 D.BOGGIO	16.095	52 E.BELFORD	31.179	21	48 L.PHOMMARA	1:46.488	1:46.889	(22)	
22	48 L.PHOMMARA	26.151	93 A.ADITAMA	16.131	48 L.PHOMMARA	31.201	22	52 E.BELFORD	1:46.489	1:46.737	(19)	
23	72 E.LIGUORI	26.277	29 K.FARKAS	16.189	57 D.SHAHRIL	31.213	23	57 D.SHAHRIL	1:46.994	1:47.552	(23)	
24	57 D.SHAHRIL	26.314	57 D.SHAHRIL	16.191	72 E.LIGUORI	31.249	24	72 E.LIGUORI	1:47.216	1:47.637	(24)	
25	91 K.UCHIUMI	26.324	19 A.MOROSI	16.196	22 O.VAN TRIGT	31.315	25	22 O.VAN TRIGT	1:47.328	1:47.721	(26)	
26	34 C.TIEZZI	26.326	20 J.PHUETTISAN	16.200	91 K.UCHIUMI	31.362	26	20 J.PHUETTISAN	1:47.390	1:47.667	(25)	
27	25 L.ABRUZZO	26.354	56 A.ODAKI	16.244	56 A.ODAKI	31.417	27	56 A.ODAKI	1:47.414	1:47.833	(31)	
28	20 J.PHUETTISAN	26.378	25 L.ABRUZZO	16.262	20 J.PHUETTISAN	31.447	28	91 K.UCHIUMI	1:47.437	1:47.773	(28)	
29	22 O.VAN TRIGT	26.381	72 E.LIGUORI	16.307	34 C.TIEZZI	31.459	29	25 L.ABRUZZO	1:47.557	1:47.798	(29)	
30	56 A.ODAKI	26.404	91 K.UCHIUMI	16.333	25 L.ABRUZZO	31.468	30	34 C.TIEZZI	1:47.567	1:47.817	(30)	
31	29 K.FARKAS	26.413	34 C.TIEZZI	16.352	29 K.FARKAS	31.624	31	29 K.FARKAS	1:47.596	1:47.764	(27)	
32	93 A.ADITAMA	26.518	22 O.VAN TRIGT	16.399	93 A.ADITAMA	31.831	32	93 A.ADITAMA	1:47.800			




JuniorGP

FIM JuniorGP 2024 - CIRCUITO DE JEREZ

Race 1

Best Top Speed

No Rider	Team	Class	Top 1		Top 2		Top 3		Top 4		Top 5		Avg
			Kph	Lap	Kph	Lap	Kph	Lap	Kph	Lap	Kph	Lap	
78 Jakob ROSENTHALER	LIQUI MOLY HUSQVARNA INTACT GP JUNIOR TEAM	JuniorGP	219.5	7	216.9	4	216.9	3	215.1	1	214.3	2	216.5
8 Eddie O'SHEA	British Talent Team - MLav Racing	JuniorGP	219.1	4	217.7	3	217.3	5	216.4	1	216.0	2	217.3
14 Cormac BUCHANAN	AGR TEAM	JuniorGP	218.6	5	217.7	10	217.3	2	216.9	4	216.9	3	217.5
47 Dodo BOGGIO	EAGLE-1	JuniorGP	218.2	7	217.7	2	216.0	6	215.1	5	214.3	1	216.3
5 Leo RAMMERSTORFER	LIQUI MOLY HUSQVARNA INTACT GP JUNIOR TEAM	JuniorGP	217.7	7	216.9	15	216.9	14	216.9	12	216.9	6	217.1
13 Hakim DANISH	SIC Racing - MSI	JuniorGP	217.3	1	216.0	15	215.1	14	215.1	4	215.1	2	215.7
20 Jakkreephat PHUETTISAN	Honda Racing Thailand	JuniorGP	217.3	11	216.4	15	216.4	1	216.0	4	215.6	14	216.3
28 Máximo QUILES	Team Estrella Galicia 0,0	JuniorGP	217.3	2	216.0	1							216.7
57 Danial SHAHRIL	Asia Talent Team	JuniorGP	217.3	1	216.4	2	212.6	12	212.6	11	212.2	15	214.2
89 Marcos URIARTE	CFMOTO Aspar Junior Team	JuniorGP	217.3	7	216.4	11	216.4	1	216.0	3	215.6	13	216.3
94 Facundo LLAMBIAS	Team Estrella Galicia 0,0	JuniorGP	217.3	8	217.3	2	216.9	1	216.4	12	215.6	10	216.7
21 Ruché MOODLEY	FINETWORK TEAM	JuniorGP	216.9	7	216.4	1	215.1	12	214.7	5	214.7	3	215.6
48 Lenox PHOMMARA	MTA JUNIOR TEAM	JuniorGP	216.9	7	216.4	2	216.0	4	214.3	6	213.9	10	215.5
52 Evan BELFORD	British Talent Team - MLav Racing	JuniorGP	216.9	2	215.6	5	214.3	4	214.3	1	213.9	3	215.0
67 Casey James O'GORMAN	Team Estrella Galicia 0,0	JuniorGP	216.9	1	216.0	11	216.0	4	216.0	3	215.6	13	216.1
27 Rico SALMELA	LIQUI MOLY HUSQVARNA INTACT GP JUNIOR TEAM	JuniorGP	216.4	11	216.4	7	216.0	12	215.6	5	215.1	14	215.9
34 Cesare TIEZZI	EAGLE-1	JuniorGP	216.4	14	216.4	2	214.7	15	214.3	1	213.9	13	215.1
56 Amon ODAKI	Asia Talent Team	JuniorGP	216.4	7	215.6	14	215.6	13	215.1	2	214.7	3	215.5
11 Adrián CRUCES	FINETWORK TEAM	JuniorGP	216.0	11	215.1	3	214.7	12	214.7	8	214.3	9	215.0
19 Alessandro MOROSI	CFMOTO Aspar Junior Team	JuniorGP	216.0	12	215.6	11	215.1	15	215.1	14	214.7	8	215.3
29 Kevin FARKAS	AC RACING TEAM	JuniorGP	215.6	1	215.1	13	214.7	14	214.7	8	214.3	15	214.9
96 Guido PINI	SeventyTwo Artbox Racing Team	JuniorGP	215.6	3	215.6	2	215.1	7	214.7	1	213.0	5	214.8
25 Leonardo ABRUZZO	MTA JUNIOR TEAM	JuniorGP	214.7	14	213.9	1	213.4	2	213.0	15	213.0	13	213.6
54 Jesús RIOS	MRE TALENT	JuniorGP	214.7	1	214.7	3	213.9	2	211.4	4			213.7
45 Kgopotso MONONYANE	AGR TEAM	JuniorGP	214.3	7	214.3	4	213.9	5	213.9	3	213.9	2	214.1
51 Brian URIARTE	SeventyTwo Artbox Racing Team	JuniorGP	214.3	11	213.4	15	213.4	8	213.0	13	213.0	10	213.4
72 Edoardo LIGUORI	AC RACING TEAM	JuniorGP	214.3	2	212.2	11	212.2	6	212.2	3	211.4	13	212.5
91 Kotaro UCHIUMI	MTA JUNIOR TEAM	JuniorGP	214.3	13	213.9	14	212.6	11	212.2	15	212.2	12	213.0
4 Milan PAWELEC	STV Laglisse Racing	JuniorGP	213.4	11	213.4	2	212.2	10	211.8	6	211.8	4	212.5
83 Álvaro CARPE	STV Laglisse Racing	JuniorGP	213.4	5	213.4	4	213.0	2	212.6	1	211.4	3	212.8
93 Arbi ADITAMA	Astra Honda Racing Team	JuniorGP	211.8	1									211.8
22 Owen VAN TRIGT	AGR TEAM	JuniorGP	209.3	6	208.9	2	208.5	4	208.1	11	208.1	3	208.6




JuniorGP

FIM JuniorGP 2024 - CIRCUITO DE JEREZ

Race 1

Fastest Lap Sequence

Elapsed	No Rider	Team	Bike	Class	Time	Kph	Lap
3:36.826	51 Brian URIARTE	SeventyTwo Artbox Racing Team	KTM	JuniorGP ^T	1:45.465	151.0	2
3:37.567	96 Guido PINI	SeventyTwo Artbox Racing Team	KTM	JuniorGP ^T	1:45.447	151.0	2
5:21.962	51 Brian URIARTE	SeventyTwo Artbox Racing Team	KTM	JuniorGP ^T	1:45.136	151.4	3



JuniorGP


FIM JuniorGP 2024 - CIRCUITO DE JEREZ

Race 1

Analysis by lap

Lapped

No	Lap Time	Gap	No	Lap Time	Gap	No	Lap Time	Gap	No	Lap Time	Gap			
Lap 1			14	1:47.191	6.833	4	1:46.769	7.320	13	1:47.778	10.093	Lap 8		
51	1:51.361	0.000	57	1:47.785	7.870	47	1:46.215	7.622	11	1:48.561	10.238	96	1:45.866	
83	1:51.710	0.349	72	1:47.637	8.035	19	1:46.972	9.023	27	1:48.253	10.298	51	1:45.892	0.268
54	1:51.926	0.565	91	1:48.500	8.376	5	1:46.844	9.227	89	1:47.864	10.431	83	1:46.903	3.627
96	1:52.120	0.759	25	1:48.110	9.065	48	1:46.889	9.476	78	1:48.744	10.559	8	1:47.673	12.827
27	1:52.523	1.162	20	1:48.342	9.072	14	1:46.902	9.520	47	1:47.847	10.700	13	1:47.339	12.948
94	1:52.594	1.233	34	1:48.206	9.389	45	1:46.777	9.663	94	1:48.364	10.839	67	1:47.737	13.061
28	1:52.747	1.386	29	1:48.343	9.668	52	1:46.737	9.962	4	1:48.066	10.866	27	1:47.305	13.110
13	1:52.990	1.629	56	1:48.479	10.054	21	1:49.047	10.204	19	1:47.319	12.354	11	1:47.640	13.197
11	1:53.174	1.813	22	1:48.344	17.224	57	1:47.956	12.762	14	1:47.006	12.446	89	1:47.221	13.365
67	1:53.584	2.223	Lap 3			72	1:47.903	13.054	21	1:47.009	12.663	94	1:47.380	13.724
21	1:53.784	2.423	51	1:45.136		25	1:48.250	14.585	48	1:47.358	12.763	4	1:47.565	14.008
8	1:53.944	2.583	96	1:45.412	1.017	91	1:48.738	14.635	5	1:47.052	13.006	21	1:46.688	14.557
78	1:54.451	3.090	83	1:45.882	1.127	34	1:48.309	15.623	45	1:47.317	13.111	14	1:46.775	14.975
4	1:54.606	3.245	54	1:45.555	1.227	29	1:48.214	15.693	52	1:47.422	13.504	19	1:47.165	15.156
89	1:54.735	3.374	94	1:46.245	3.468	56	1:47.957	15.865	57	1:48.134	17.484	48	1:47.901	16.061
19	1:55.444	4.083	11	1:46.176	3.782	20	1:47.852	15.942	72	1:48.123	17.696	5	1:47.787	16.118
5	1:55.501	4.140	13	1:46.308	3.833	22	1:47.721	22.071	25	1:47.949	19.042	45	1:47.833	16.341
52	1:55.641	4.280	27	1:46.255	3.970	Lap 5			34	1:47.965	20.168	4	1:47.833	16.341
45	1:55.808	4.447	67	1:46.339	4.236	51	1:45.524		91	1:48.587	20.238	52	1:47.930	16.933
47	1:55.882	4.521	78	1:46.284	4.761	96	1:45.391	0.888	56	1:47.998	20.571	57	1:48.247	22.182
48	1:56.020	4.659	8	1:46.681	4.888	83	1:45.987	1.859	20	1:47.705	20.701	72	1:47.806	22.445
93	1:56.214	4.853	89	1:46.758	5.864	11	1:47.673	7.617	29	1:48.294	21.085	25	1:47.918	22.992
14	1:56.468	5.107	4	1:47.042	6.031	67	1:47.669	7.711	22	1:47.980	26.685	34	1:47.864	24.431
91	1:56.702	5.341	21	1:48.528	6.637	78	1:47.371	7.755	Lap 7			56	1:47.903	24.722
57	1:56.911	5.550	47	1:46.295	6.887	27	1:47.692	7.985	96	1:45.611		20	1:47.803	24.912
72	1:57.224	5.863	19	1:46.864	7.531	13	1:48.145	8.255	51	1:46.142	0.242	91	1:48.192	25.165
20	1:57.556	6.195	5	1:46.968	7.863	8	1:47.812	8.295	83	1:46.518	2.590	29	1:47.951	25.398
25	1:57.781	6.420	48	1:46.998	8.067	94	1:48.636	8.415	8	1:47.133	11.020	22	1:47.943	31.035
34	1:58.009	6.648	14	1:46.401	8.098	89	1:46.881	8.507	67	1:47.053	11.190	78	2:13.184	39.132
29	1:58.151	6.790	45	1:46.836	8.366	4	1:46.944	8.740	11	1:47.085	11.423	Lap 9		
56	1:58.401	7.040	52	1:47.469	8.705	47	1:46.695	8.793	13	1:47.282	11.475	96	1:46.011	
22	2:05.706	14.345	57	1:47.552	10.286	19	1:47.476	10.975	27	1:47.273	11.671	51	1:45.994	0.251
Lap 2			72	1:47.732	10.631	48	1:47.393	11.345	78	1:47.155	11.814	83	1:47.281	4.897
51	1:45.465		91	1:48.137	11.377	14	1:47.384	11.380	47	1:47.134	11.934	8	1:47.438	14.254
83	1:45.497	0.381	25	1:47.886	11.815	21	1:46.914	11.594	89	1:47.479	12.010	13	1:47.465	14.402
96	1:45.447	0.741	34	1:48.541	12.794	45	1:47.595	11.734	94	1:47.271	12.210	67	1:47.539	14.589
54	1:45.708	0.808	29	1:48.427	12.959	5	1:48.191	11.894	4	1:47.343	12.309	27	1:47.564	14.663
28	1:46.374	2.295	56	1:48.470	13.388	52	1:47.584	12.022	21	1:46.972	13.735	11	1:47.537	14.723
94	1:46.591	2.359	20	1:49.634	13.570	57	1:48.052	15.290	19	1:47.403	13.857	89	1:47.894	15.248
13	1:46.497	2.661	22	1:47.742	19.830	72	1:47.983	15.513	48	1:47.163	14.026	4	1:47.454	15.451
11	1:46.394	2.742	Lap 4			25	1:47.972	17.033	14	1:47.520	14.066	21	1:46.943	15.489
27	1:47.154	2.851	51	1:45.480		91	1:48.480	17.591	5	1:47.091	14.197	94	1:47.983	15.696
67	1:46.275	3.033	96	1:45.484	1.021	34	1:48.044	18.143	45	1:47.163	14.374	14	1:46.765	15.729
21	1:46.287	3.245	54	1:45.531	1.278	56	1:48.172	18.513	52	1:47.265	14.869	19	1:46.750	15.895
8	1:46.225	3.343	83	1:45.749	1.396	29	1:48.562	18.731	57	1:48.217	19.801	5	1:46.746	16.853
78	1:45.988	3.613	94	1:47.315	5.303	20	1:48.518	18.936	72	1:48.709	20.505	48	1:47.100	17.150
4	1:46.345	4.125	11	1:47.166	5.468	72	1:47.983	15.513	25	1:47.798	20.940	45	1:46.985	17.315
89	1:46.333	4.242	67	1:46.810	5.566	22	1:48.098	24.645	34	1:48.165	22.433	52	1:47.741	18.663
47	1:46.672	5.728	13	1:47.281	5.634	Lap 6			56	1:48.014	22.685	57	1:48.217	24.388
19	1:47.185	5.803	27	1:47.327	5.817	51	1:45.940		91	1:48.501	22.839	72	1:48.140	24.574
5	1:47.356	6.031	78	1:46.627	5.908	96	1:45.341	0.289	20	1:48.174	22.975	25	1:47.805	24.786
48	1:47.011	6.205	8	1:46.599	6.007	83	1:46.053	1.972	29	1:48.128	23.313	34	1:47.817	26.237
52	1:47.557	6.372	89	1:46.766	7.150	8	1:47.432	9.787	22	1:48.173	28.958	56	1:47.898	26.609
45	1:47.684	6.666				67	1:48.266	10.037				20	1:47.856	26.757
												91	1:47.856	27.010



JuniorGP

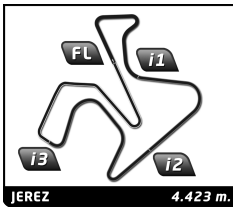
FIM JuniorGP 2024 - CIRCUITO DE JEREZ

Race 1

Analysis by lap

Lapped

No	Lap Time	Gap	No	Lap Time	Gap	No	Lap Time	Gap	No	Lap Time	Gap	No	Lap Time	Gap
29	1:47.783	27.170	34	1:47.862	29.564	52	1:48.121	27.172	89	1:48.620	23.206			
22	1:47.836	32.860	20	1:47.667	29.764	57	1:48.676	33.200	4	1:47.368	23.284			
78	1:49.320	42.441	56	1:47.959	29.917	72	1:48.790	33.410	45	1:48.273	27.460			
Lap 10			91	1:47.773	30.102	25	1:48.713	33.536	48	1:48.109	27.865			
96	1:46.358		29	1:47.764	30.296	56	1:48.468	33.734	52	1:49.268	32.166			
51	1:46.441	0.334	22	1:47.835	36.675	20	1:48.681	33.772	72	1:48.608	37.603			
83	1:48.191	6.730	78	1:47.536	45.737	34	1:48.970	33.844	57	1:48.552	37.659			
8	1:47.636	15.532	Lap 12			91	1:48.549	34.052	56	1:48.690	37.853			
13	1:47.593	15.637	96	1:46.281		29	1:48.398	34.103	34	1:48.434	37.937			
67	1:47.573	15.804	51	1:46.195	0.184	22	1:48.041	40.082	20	1:48.654	38.223			
27	1:47.587	15.892	83	1:47.347	8.796	78	1:47.722	48.443	25	1:48.977	38.315			
11	1:47.627	15.992	8	1:47.282	17.731	Lap 14			91	1:48.826	38.550			
4	1:47.079	16.172	11	1:47.052	17.865	96	1:46.467		29	1:48.844	38.845			
21	1:47.104	16.235	13	1:47.342	17.917	51	1:46.515	0.153	22	1:48.277	43.416			
89	1:47.420	16.310	27	1:47.130	17.989	83	1:47.910	11.508	78	1:47.695	50.335			
14	1:47.000	16.371	67	1:47.471	18.159	8	1:47.690	20.468						
94	1:47.241	16.579	89	1:47.084	18.315	11	1:47.678	20.584						
19	1:47.238	16.775	14	1:47.082	18.397	27	1:47.691	20.643						
5	1:46.828	17.323	21	1:47.638	18.862	67	1:47.582	20.827						
48	1:47.051	17.843	4	1:47.681	18.880	13	1:47.829	20.870						
45	1:48.293	19.250	19	1:47.735	19.360	14	1:47.666	20.971						
52	1:48.667	20.972	94	1:47.695	19.447	89	1:47.639	21.100						
25	1:47.947	26.375	5	1:48.095	19.569	21	1:47.548	21.162						
57	1:48.447	26.477	48	1:47.950	22.132	19	1:47.312	21.290						
72	1:48.463	26.679	45	1:47.994	22.274	5	1:47.317	21.342						
34	1:47.949	27.828	52	1:48.577	25.310	94	1:47.765	21.819						
56	1:47.833	28.084	57	1:48.548	30.783	4	1:48.480	22.430						
20	1:47.824	28.223	72	1:48.761	30.879	45	1:47.985	25.701						
91	1:47.803	28.455	25	1:49.013	31.082	48	1:48.722	26.270						
29	1:47.846	28.658	34	1:47.850	31.133	52	1:48.707	29.412						
22	1:48.464	34.966	20	1:47.867	31.350	72	1:48.566	35.509						
78	1:48.244	44.327	56	1:47.889	31.525	57	1:48.888	35.621						
Lap 11			91	1:47.941	31.762	56	1:48.410	35.677						
96	1:46.126		29	1:47.949	31.964	25	1:48.783	35.852						
51	1:46.062	0.270	22	1:47.906	38.300	34	1:48.640	36.017						
83	1:47.126	7.730	78	1:47.524	46.980	20	1:48.778	36.083						
8	1:47.324	16.730	Lap 13			91	1:48.653	36.238						
13	1:47.345	16.856	96	1:46.259		29	1:48.879	36.515						
67	1:47.291	16.969	51	1:46.180	0.105	22	1:48.038	41.653						
11	1:47.228	17.094	83	1:47.528	10.065	78	1:47.178	49.154						
27	1:47.374	17.140	8	1:47.773	19.245	Lap 15								
4	1:47.434	17.480	11	1:47.767	19.373	96	1:46.514							
21	1:47.396	17.505	27	1:47.689	19.419	51	1:46.446	0.085						
89	1:47.328	17.512	13	1:47.850	19.508	83	1:48.100	13.094						
14	1:47.351	17.596	67	1:47.812	19.712	11	1:47.477	21.547						
5	1:46.558	17.755	14	1:47.634	19.772	27	1:47.460	21.589						
19	1:47.257	17.906	89	1:47.872	19.928	8	1:47.705	21.659						
94	1:47.580	18.033	21	1:47.478	20.081	67	1:47.793	22.106						
48	1:48.746	20.463	4	1:47.796	20.417	13	1:47.768	22.124						
45	1:47.437	20.561	19	1:47.344	20.445	14	1:47.727	22.184						
52	1:48.168	23.014	5	1:47.182	20.492	21	1:47.599	22.247						
25	1:48.101	28.350	94	1:47.333	20.521	19	1:47.489	22.265						
72	1:47.846	28.399	48	1:48.142	24.015	5	1:47.536	22.364						
57	1:48.165	28.516	45	1:48.168	24.183	94	1:47.687	22.992						



JuniorGP

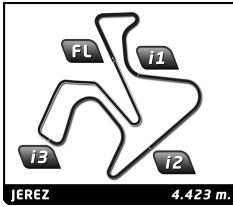
FIM JuniorGP 2024 - CIRCUITO DE JEREZ

Race 1

Sector Analysis

Invalidated Lap Personal Best Session Best Crossing the pit lane

Lap	Time	Sector 1	Sector 2	Sector 3	Sector 4	T.Spd	Lap	Time	Sector 1	Sector 2	Sector 3	Sector 4	T.Spd
96 Guido PINI SeventyTwo Artbox Racing Team ITA KTM							1	1:53.174	32.752	16.238	31.440	32.744	213.0
1	1:52.120	32.538	16.098	30.916	32.568	214.7	2	1:46.394	25.909	16.082	31.196	33.207	214.3
2	1:45.447	25.997	16.109	30.678	32.663	215.6	3	1:46.176	26.003	16.064	30.948	33.161	215.1
3	1:45.412	25.877	15.981	30.699	32.855	215.6	4	1:47.166	26.064	16.449	31.288	33.365	208.5
4	1:45.484	26.007	16.063	30.654	32.760	212.2	5	1:47.673	26.262	16.479	31.289	33.643	211.4
5	1:45.391	25.931	16.091	30.725	32.644	213.0	6	1:48.561	26.505	16.735	31.649	33.672	210.9
6	1:45.341	25.993	16.045	30.726	32.577	211.8	7	1:47.085	26.254	16.157	31.438	33.236	210.5
7	1:45.611	25.938	15.938	30.943	32.792	215.1	8	1:47.640	26.430	16.313	31.503	33.394	214.7
8	1:45.866	26.085	16.133	30.790	32.858	211.8	9	1:47.537	26.479	16.222	31.500	33.336	214.3
9	1:46.011	26.136	16.182	30.906	32.787	210.9	10	1:47.627	26.428	16.396	31.336	33.467	213.0
10	1:46.358	26.223	16.226	31.023	32.886	210.9	11	1:47.228	26.316	16.104	31.460	33.348	216.0
11	1:46.126	26.161	16.242	30.856	32.867	211.8	12	1:47.052	26.293	16.279	31.290	33.190	214.7
12	1:46.281	26.226	16.267	30.912	32.876	211.4	13	1:47.767	26.370	16.354	31.614	33.429	212.2
13	1:46.259	26.144	16.239	31.011	32.865	212.2	14	1:47.678	26.346	16.234	31.507	33.591	213.4
14	1:46.467	26.137	16.310	31.028	32.992	210.5	15	1:47.477	26.388	16.209	31.410	33.470	213.9
15	1:46.514	26.212	16.244	31.075	32.983	212.6							
51 Brian URIARTE SeventyTwo Artbox Racing Team ESP KTM													
1	1:51.361	31.566	16.241	30.629	32.925	209.3							
2	1:45.465	25.946	16.129	30.596	32.794	210.9							
3	1:45.136	25.834	15.949	30.517	32.836	212.2							
4	1:45.480	25.808	16.031	30.655	32.986	210.5							
5	1:45.524	25.904	16.069	30.618	32.933	210.1							
6	1:45.940	25.991	16.090	30.831	33.028	208.1							
7	1:46.142	25.998	16.086	31.143	32.915	211.4							
8	1:45.892	25.915	16.169	30.886	32.922	213.4							
9	1:45.994	25.937	16.165	31.026	32.866	213.0							
10	1:46.441	26.036	16.237	31.130	33.038	213.0							
11	1:46.062	25.897	16.250	30.990	32.925	214.3							
12	1:46.195	26.022	16.255	31.001	32.917	212.2							
13	1:46.180	26.064	16.189	31.092	32.835	213.0							
14	1:46.515	26.130	16.354	31.039	32.992	211.8							
15	1:46.446	26.126	16.235	31.146	32.939	213.4							
83 Álvaro CARPE STV Laglisse Racing ESP Husqvarna													
1	1:51.710	32.168	16.191	30.669	32.682	212.6							
2	1:45.497	25.929	16.073	30.714	32.781	213.0							
3	1:45.882	25.942	16.047	30.750	33.143	211.4							
4	1:45.749	26.219	16.004	30.737	32.789	213.4							
5	1:45.987	26.021	16.007	30.715	33.244	213.4							
6	1:46.053	26.088	16.143	30.796	33.026	208.9							
7	1:46.518	26.040	16.269	31.076	33.133	209.7							
8	1:46.903	26.208	16.343	31.052	33.300	208.9							
9	1:47.281	26.334	16.369	31.247	33.331	208.1							
10	1:48.191	26.444	16.676	31.644	33.427	207.3							
11	1:47.126	26.341	16.457	31.107	33.221	206.9							
12	1:47.347	26.351	16.505	31.168	33.323	206.9							
13	1:47.528	26.482	16.430	31.199	33.417	207.3							
14	1:47.910	26.385	16.529	31.388	33.608	207.7							
15	1:48.100	26.542	16.510	31.318	33.730	207.3							
27 Rico SALMELA LIQUI MOLY HUSQVARNA INTACT C FIN Husqvarna													
1	1:52.523	32.679	16.087	30.963	32.794	214.3							
2	1:47.154	25.995	16.060	32.126	32.973	213.4							
3	1:46.255	26.117	16.030	30.994	33.114	215.1							
4	1:47.327	26.140	16.224	31.667	33.296	212.2							
5	1:47.692	26.195	16.372	31.451	33.674	215.6							
6	1:48.253	26.250	16.529	31.997	33.477	213.4							
7	1:47.273	26.247	16.166	31.509	33.351	216.4							
8	1:47.305	26.249	16.131	31.523	33.402	214.7							
9	1:47.564	26.302	16.448	31.368	33.446	212.6							
10	1:47.587	26.513	16.227	31.387	33.460	213.9							
11	1:47.374	26.165	16.274	31.620	33.315	216.4							
12	1:47.130	26.351	16.243	31.131	33.405	216.0							
13	1:47.689	26.337	16.306	31.727	33.319	213.4							
14	1:47.691	26.349	16.279	31.666	33.397	215.1							
15	1:47.460	26.179	16.314	31.532	33.435	211.8							
8 Eddie O'SHEA British Talent Team - MLav Racing GBR Honda													
1	1:53.944	33.138	16.145	31.745	32.916	216.4							
2	1:46.225	26.096	16.015	31.133	32.981	216.0							
3	1:46.681	26.132	16.083	31.117	33.349	217.7							
4	1:46.599	25.960	15.999	31.343	33.297	219.1							
5	1:47.812	26.280	16.134	31.592	33.806	217.3							
6	1:47.432	26.039	16.371	31.578	33.444	211.4							
7	1:47.133	26.380	16.325	31.169	33.259	209.7							
8	1:47.673	26.397	16.461	31.355	33.460	210.9							
9	1:47.438	26.416	16.344	31.291	33.387	210.5							
10	1:47.636	26.378	16.408	31.354	33.496	212.2							
11	1:47.324	26.296	16.310	31.307	33.411	213.4							
12	1:47.282	26.287	16.333	31.217	33.445	211.8							
13	1:47.773	26.411	16.405	31.556	33.401	210.9							
14	1:47.690	26.309	16.329	31.470	33.582	210.9							
15	1:47.705	26.271	16.337	31.409	33.688	211.8							
67 Casey James O'GORMAN Team Estrella Galicia 0,0 IRL Honda													
1	1:53.584	32.796	16.191	31.675	32.922	216.9							
2	1:46.275	26.103	16.171	31.076	32.925	215.1							
3	1:46.339	26.031	16.073	30.945	33.290	216.0							



JuniorGP

FIM JuniorGP 2024 - CIRCUITO DE JEREZ

Race 1

Sector Analysis

— Invalidated Lap ■ Personal Best ■ Session Best B Crossing the pit lane

Lap	Time	Sector 1	Sector 2	Sector 3	Sector 4	T.Sp	Lap	Time	Sector 1	Sector 2	Sector 3	Sector 4	T.Sp
4	1:46.810	26.008	16.206	31.449	33.147	216.0	7	1:46.972	26.221	16.205	31.207	33.339	216.9
5	1:47.669	26.242	16.362	31.454	33.611	209.3	8	1:46.688	26.186	16.273	31.058	33.171	210.5
6	1:48.266	26.438	16.542	31.461	33.825	208.1	9	1:46.943	26.098	16.142	31.126	33.577	212.2
7	1:47.053	26.258	16.303	31.235	33.257	211.4	10	1:47.104	26.428	16.190	31.293	33.193	213.9
8	1:47.737	26.323	16.404	31.517	33.493	210.9	11	1:47.396	26.280	16.154	31.413	33.549	213.9
9	1:47.539	26.400	16.221	31.442	33.476	213.4	12	1:47.638	26.898	16.141	31.269	33.330	215.1
10	1:47.573	26.313	16.333	31.441	33.486	213.9	13	1:47.478	26.256	16.251	31.406	33.565	212.2
11	1:47.291	26.202	16.280	31.487	33.322	216.0	14	1:47.548	26.504	16.230	31.347	33.467	213.9
12	1:47.471	26.473	16.179	31.497	33.322	213.9	15	1:47.599	26.445	16.287	31.250	33.617	212.2
13	1:47.812	26.281	16.300	31.822	33.409	215.6							
14	1:47.582	26.224	16.234	31.606	33.518	215.1							
15	1:47.793	26.372	16.219	31.443	33.759	214.3							

13 Hakim DANISH							MYS
SIC Racing - MSI							KTM
1	1:52.990	33.021	16.067	31.247	32.655	217.3	
2	1:46.497	25.978	15.974	31.184	33.361	215.1	
3	1:46.308	26.027	15.966	30.993	33.322	213.9	
4	1:47.281	26.120	16.384	31.435	33.342	215.1	
5	1:48.145	26.330	16.332	31.604	33.879	208.5	
6	1:47.778	26.359	16.249	31.533	33.637	213.4	
7	1:47.282	26.333	16.215	31.329	33.405	213.9	
8	1:47.339	26.252	16.242	31.361	33.484	213.9	
9	1:47.465	26.394	16.282	31.348	33.441	211.4	
10	1:47.593	26.330	16.348	31.437	33.478	213.0	
11	1:47.345	26.260	16.289	31.513	33.283	212.6	
12	1:47.342	26.279	16.263	31.276	33.524	211.8	
13	1:47.850	26.370	16.391	31.752	33.337	211.4	
14	1:47.829	26.327	16.162	31.607	33.733	215.1	
15	1:47.768	26.175	16.180	31.505	33.908	216.0	

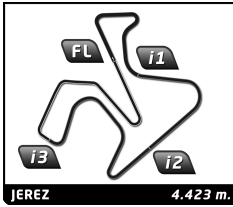
14 Cormac BUCHANAN							NZL
AGR TEAM							KTM
1	1:56.468	34.622	16.486	32.081	33.279	216.4	
2	1:47.191	26.342	16.199	31.686	32.964	217.3	
3	1:46.401	26.112	16.115	31.090	33.084	216.9	
4	1:46.902	26.413	16.064	31.114	33.311	216.9	
5	1:47.384	26.251	15.985	31.592	33.556	218.6	
6	1:47.006	26.232	16.092	31.254	33.428	215.1	
7	1:47.520	26.308	16.282	31.693	33.237	213.9	
8	1:46.775	26.192	16.189	31.269	33.125	214.7	
9	1:46.765	26.310	16.217	31.132	33.106	213.0	
10	1:47.000	26.369	16.063	31.361	33.207	217.7	
11	1:47.351	26.610	16.084	31.305	33.352	216.0	
12	1:47.082	26.587	16.205	31.136	33.154	215.1	
13	1:47.634	26.293	16.225	31.767	33.349	216.0	
14	1:47.666	26.227	16.262	31.605	33.572	215.6	
15	1:47.727	26.328	16.203	31.455	33.741	215.6	

21 Ruché MOODLEY							ZAF
FINETWORK TEAM							KTM
1	1:53.784	33.278	16.075	31.496	32.935	216.4	
2	1:46.287	26.079	16.051	31.142	33.015	213.4	
3	1:48.528	26.142	16.150	30.988	35.248	214.7	
4	1:49.047	26.265	16.269	31.138	35.375	213.0	
5	1:46.914	26.095	16.062	31.369	33.388	214.7	
6	1:47.009	26.339	16.132	31.228	33.310	213.9	

19 Alessandro MOROSI							ITA
CFMOTO Aspar Junior Team							CFMOTO
1	1:55.444	33.863	16.270	32.001	33.310	214.7	
2	1:47.185	26.319	16.298	31.161	33.407	213.9	
3	1:46.864	26.263	16.267	31.060	33.274	210.1	
4	1:46.972	26.311	16.322	31.059	33.280	212.2	
5	1:47.476	26.294	16.329	31.458	33.395	209.7	
6	1:47.319	26.291	16.334	31.274	33.420	210.5	
7	1:47.403	26.344	16.301	31.420	33.338	214.3	
8	1:47.165	26.331	16.308	31.361	33.165	214.7	
9	1:46.750	26.236	16.224	31.175	33.115	213.9	
10	1:47.238	26.526	16.242	31.197	33.273	214.3	
11	1:47.257	26.455	16.196	31.318	33.288	215.6	
12	1:47.735	26.606	16.257	31.589	33.283	216.0	
13	1:47.344	26.115	16.282	31.286	33.661	213.9	
14	1:47.312	26.435	16.258	31.230	33.389	215.1	
15	1:47.489	26.499	16.275	31.373	33.342	215.1	

5 Leo RAMMERSTORFER							AUT
LIQUI MOLY HUSQVARNA INTACT C							Husqvarna
1	1:55.501	33.737	16.262	32.007	33.495	213.9	
2	1:47.356	26.312	16.269	31.598	33.177	215.1	
3	1:46.968	26.280	16.163	31.186	33.339	212.6	
4	1:46.844	26.098	16.236	31.201	33.309	214.3	
5	1:48.191	26.169	16.252	32.196	33.574	213.9	
6	1:47.052	26.351	16.043	31.360	33.298	216.9	
7	1:47.091	26.161	16.116	31.611	33.203	217.7	
8	1:47.787	26.425	16.166	32.042	33.154	216.4	
9	1:46.746	26.155	16.236	31.296	33.059	212.6	
10	1:46.828	26.267	16.180	31.225	33.156	213.4	
11	1:46.558	26.049	16.091	31.126	33.292	215.6	
12	1:48.095	26.728	16.139	31.615	33.613	216.9	
13	1:47.182	26.343	16.217	31.396	33.226	214.7	
14	1:47.317	26.238	16.128	31.649	33.302	216.9	
15	1:47.536	26.584	16.233	31.478	33.241	216.9	

94 Facundo LLAMBIAS							URY
Team Estrella Galicia 0,0							Honda
1	1:52.594	32.556	16.324	30.922	32.792	216.9	
2	1:46.591	25.998	16.064	31.381	33.148	217.3	
3	1:46.245	26.016	16.036	30.822	33.371	214.3	
4	1:47.315	26.299	16.509	31.036	33.471	211.8	
5	1:48.636	26.375	16.618	31.832	33.811	209.3	
6	1:48.364	26.271	16.212	32.078	33.803	213.9	
7	1:47.271	26.427	16.169	31.214	33.461	213.4	
8	1:47.380	26.275	16.113	31.745	33.247	217.3	
9	1:47.983	26.163	16.112	31.523	34.185	212.6	



JuniorGP

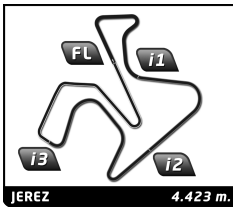
FIM JuniorGP 2024 - CIRCUITO DE JEREZ

Race 1

Sector Analysis

— Invalidated Lap ■ Personal Best ■ Session Best B Crossing the pit lane

Lap	Time	Sector 1	Sector 2	Sector 3	Sector 4	T.Spd	Lap	Time	Sector 1	Sector 2	Sector 3	Sector 4	T.Spd
10	1:47.241	26.337	16.262	31.329	33.313	215.6	13	1:48.168	26.433	16.396	31.542	33.797	211.4
11	1:47.580	26.627	16.430	31.309	33.214	213.0	14	1:47.985	26.399	16.559	31.353	33.674	206.1
12	1:47.695	26.593	16.183	31.643	33.276	216.4	15	1:48.273	26.383	16.628	31.333	33.929	206.9
13	1:47.333	26.339	16.202	31.241	33.551	213.9	48 Lenox PHOMMARA CHE						
14	1:47.765	26.624	16.253	31.241	33.647	213.0	MTA JUNIOR TEAM KTM						
15	1:47.687	26.318	16.219	31.574	33.576	213.0	1	1:56.020	34.326	16.291	31.945	33.458	212.2
89 Marcos URIARTE ESP							2	1:47.011	26.412	16.024	31.446	33.129	216.4
CFMOTO Aspar Junior Team CFMOTO							3	1:46.998	26.212	16.231	31.208	33.347	212.6
1	1:54.735	33.396	16.069	31.792	33.478	216.4	4	1:46.889	26.238	16.014	31.214	33.423	216.0
2	1:46.333	26.270	16.105	30.998	32.960	215.1	5	1:47.393	26.151	16.088	31.512	33.642	213.4
3	1:46.758	26.080	16.079	31.156	33.443	216.0	6	1:47.358	26.426	16.007	31.296	33.629	214.3
4	1:46.766	26.237	16.179	30.955	33.395	213.4	7	1:47.163	26.215	16.177	31.406	33.365	216.9
5	1:46.881	26.281	16.204	30.943	33.453	212.2	8	1:47.901	26.541	16.110	31.870	33.380	213.9
6	1:47.864	26.518	15.983	31.739	33.624	215.6	9	1:47.100	26.346	16.218	31.341	33.195	211.8
7	1:47.479	26.258	16.124	31.741	33.356	217.3	10	1:47.051	26.283	16.175	31.201	33.392	213.9
8	1:47.221	26.346	16.177	31.358	33.340	215.6	11	1:48.746	26.210	16.227	32.460	33.849	211.8
9	1:47.894	26.370	16.211	31.429	33.884	215.6	12	1:47.950	26.467	16.358	31.450	33.675	208.9
10	1:47.420	26.333	16.266	31.365	33.456	213.9	13	1:48.142	26.533	16.432	31.449	33.728	207.3
11	1:47.328	26.515	16.037	31.393	33.383	216.4	14	1:48.722	26.512	16.730	31.892	33.588	204.9
12	1:47.084	26.443	16.240	31.213	33.188	213.0	15	1:48.109	26.460	16.469	31.464	33.716	209.3
13	1:47.872	26.274	16.240	31.827	33.531	215.6	52 Evan BELFORD GBR						
14	1:47.639	26.441	16.254	31.402	33.542	213.0	British Talent Team - MLav Racing Honda						
15	1:48.620	26.569	16.349	31.872	33.830	213.0	1	1:55.641	34.037	16.286	31.947	33.371	214.3
4 Milan PAWELEC POL							2	1:47.557	26.365	16.108	31.904	33.180	216.9
STV Laglisse Racing Husqvarna							3	1:47.469	26.318	16.166	31.713	33.272	213.9
1	1:54.606	33.561	16.224	31.722	33.099	210.1	4	1:46.737	26.295	16.117	31.179	33.146	214.3
2	1:46.345	26.109	16.007	31.125	33.104	213.4	5	1:47.584	26.126	16.038	31.908	33.512	215.6
3	1:47.042	26.066	16.188	31.251	33.537	209.3	6	1:47.422	26.282	16.338	31.431	33.371	213.0
4	1:46.769	26.199	16.158	31.071	33.341	211.8	7	1:47.265	26.464	16.314	31.320	33.167	212.2
5	1:46.944	26.165	16.268	31.011	33.500	209.7	8	1:47.930	26.390	16.322	31.737	33.481	210.9
6	1:48.066	26.442	16.182	31.729	33.713	211.8	9	1:47.741	26.374	16.320	31.604	33.443	210.5
7	1:47.343	26.521	16.225	31.186	33.411	209.7	10	1:48.667	26.638	16.485	31.633	33.911	209.7
8	1:47.565	26.281	16.191	31.711	33.382	210.5	11	1:48.168	26.547	16.421	31.625	33.575	210.1
9	1:47.454	26.230	16.204	31.186	33.834	209.3	12	1:48.577	26.598	16.585	31.721	33.673	207.3
10	1:47.079	26.248	16.211	31.108	33.512	212.2	13	1:48.121	26.591	16.435	31.475	33.620	208.1
11	1:47.434	26.457	16.140	31.527	33.310	213.4	14	1:48.707	26.612	16.532	31.722	33.841	208.1
12	1:47.681	26.640	16.268	31.550	33.223	209.7	15	1:49.268	26.628	16.647	31.850	34.143	206.5
13	1:47.796	26.421	16.295	31.318	33.762	209.7	72 Edoardo LIGUORI ITA						
14	1:48.480	27.158	16.326	31.413	33.583	209.7	AC RACING TEAM KTM						
15	1:47.368	26.339	16.498	31.354	33.177	206.5	1	1:57.224	34.389	16.576	32.798	33.461	211.4
45 Kgototso MONONYANE ZAF							2	1:47.637	26.396	16.307	31.551	33.383	214.3
AGR TEAM KTM							3	1:47.732	26.480	16.365	31.410	33.477	212.2
1	1:55.808	33.984	16.304	32.107	33.413	213.0	4	1:47.903	26.357	16.389	31.249	33.908	210.9
2	1:47.684	26.773	16.112	31.611	33.188	213.9	5	1:47.983	26.277	16.349	31.468	33.889	211.4
3	1:46.836	26.179	16.059	31.326	33.272	213.9	6	1:48.123	26.520	16.358	31.553	33.692	212.2
4	1:46.777	26.279	16.085	31.130	33.283	214.3	7	1:48.709	27.072	16.482	31.476	33.679	208.9
5	1:47.595	26.239	16.012	31.517	33.827	213.9	8	1:47.806	26.403	16.456	31.488	33.459	208.1
6	1:47.317	26.322	16.166	31.198	33.631	213.0	9	1:48.140	26.379	16.382	31.634	33.745	210.5
7	1:47.163	26.261	16.090	31.533	33.279	214.3	10	1:48.463	26.504	16.515	31.837	33.607	210.9
8	1:47.833	26.368	16.231	31.677	33.557	212.2	11	1:47.846	26.597	16.313	31.456	33.480	212.2
9	1:46.985	26.239	16.211	31.312	33.223	211.4	12	1:48.761	26.651	16.610	31.731	33.769	210.1
10	1:48.293	26.763	16.430	31.514	33.586	209.3	13	1:48.790	26.660	16.557	31.701	33.872	211.4
11	1:47.437	26.137	16.356	31.212	33.732	208.9	14	1:48.566	26.648	16.443	31.665	33.810	210.1
12	1:47.994	26.494	16.293	31.508	33.699	211.4	15	1:48.608	26.554	16.588	31.643	33.823	207.7



JuniorGP

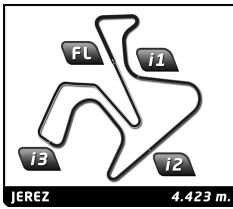
FIM JuniorGP 2024 - CIRCUITO DE JEREZ

Race 1

Sector Analysis

— Invalidated Lap ■ Personal Best ■ Session Best B Crossing the pit lane

Lap	Time	Sector 1	Sector 2	Sector 3	Sector 4	T.Sp	Lap	Time	Sector 1	Sector 2	Sector 3	Sector 4	T.Sp
57 Danial SHAHRIL MYS Asia Talent Team Honda							1	1:57.556	34.912	16.516	32.530	33.598	216.4
1	1:56.911	34.964	16.361	32.310	33.276	217.3	2	1:48.342	26.586	16.458	31.508	33.790	214.7
2	1:47.785	26.489	16.191	31.429	33.676	216.4	3	1:49.634	26.735	16.378	32.877	33.644	214.3
3	1:47.552	26.354	16.291	31.213	33.694	212.2	4	1:47.852	26.494	16.308	31.519	33.531	216.0
4	1:47.956	26.503	16.404	31.263	33.786	211.8	5	1:48.518	26.666	16.230	31.700	33.922	215.1
5	1:48.052	26.314	16.468	31.390	33.880	209.7	6	1:47.705	26.487	16.326	31.459	33.433	214.3
6	1:48.134	26.468	16.539	31.455	33.672	210.1	7	1:48.174	26.522	16.282	31.839	33.531	215.1
7	1:48.217	26.623	16.523	31.420	33.651	209.7	8	1:47.803	26.616	16.375	31.447	33.365	213.0
8	1:48.247	26.456	16.534	31.537	33.720	207.7	9	1:47.856	26.420	16.309	31.730	33.397	215.1
9	1:48.217	26.453	16.522	31.508	33.734	210.1	10	1:47.824	26.378	16.375	31.562	33.509	215.1
10	1:48.447	26.593	16.562	31.766	33.526	210.5	11	1:47.667	26.548	16.200	31.523	33.396	217.3
11	1:48.165	26.693	16.373	31.673	33.426	212.6	12	1:47.867	26.464	16.300	31.612	33.491	214.3
12	1:48.548	26.589	16.447	31.543	33.969	212.6	13	1:48.681	26.645	16.297	31.944	33.795	215.6
13	1:48.676	26.699	16.576	31.668	33.733	210.1	14	1:48.778	26.889	16.316	31.938	33.635	215.6
14	1:48.888	26.624	16.633	31.805	33.826	210.1	15	1:48.654	26.733	16.289	31.859	33.773	216.4
15	1:48.552	26.512	16.604	31.889	33.547	212.2							
56 Amon ODAKI JPN Asia Talent Team Honda							25 Leonardo ABRUZZO ITA MTA JUNIOR TEAM KTM						
1	1:58.401	35.689	16.570	32.356	33.786	213.4	1	1:57.781	35.271	16.394	32.563	33.553	213.9
2	1:48.479	26.799	16.369	31.737	33.574	215.1	2	1:48.110	26.487	16.485	31.543	33.595	213.4
3	1:48.470	26.753	16.309	31.654	33.754	214.7	3	1:47.886	26.512	16.283	31.475	33.616	209.7
4	1:47.957	26.465	16.382	31.482	33.628	214.3	4	1:48.250	26.354	16.262	31.684	33.950	212.6
5	1:48.172	26.585	16.244	31.641	33.702	213.4	5	1:47.972	26.456	16.320	31.468	33.728	208.9
6	1:47.998	26.555	16.365	31.615	33.463	213.4	6	1:47.949	26.360	16.394	31.548	33.647	209.3
7	1:48.014	26.509	16.376	31.567	33.562	216.4	7	1:47.798	26.402	16.416	31.507	33.473	209.3
8	1:47.903	26.436	16.487	31.631	33.349	211.4	8	1:47.918	26.413	16.352	31.642	33.511	209.3
9	1:47.898	26.411	16.373	31.610	33.504	212.6	9	1:47.805	26.356	16.333	31.524	33.592	209.3
10	1:47.833	26.433	16.372	31.417	33.611	212.6	10	1:47.947	26.397	16.496	31.472	33.582	211.4
11	1:47.959	26.442	16.376	31.708	33.433	214.3	11	1:48.101	26.555	16.336	31.499	33.711	208.1
12	1:47.889	26.404	16.449	31.509	33.527	212.6	12	1:49.013	26.634	16.492	31.763	34.124	205.7
13	1:48.468	26.680	16.345	31.811	33.632	215.6	13	1:48.713	26.628	16.457	31.769	33.859	213.0
14	1:48.410	26.478	16.403	31.807	33.722	215.6	14	1:48.783	26.607	16.436	31.991	33.749	214.7
15	1:48.690	26.527	16.569	31.705	33.889	213.4	15	1:48.977	26.524	16.555	31.829	34.069	213.0
34 Cesare TIEZZI ITA EAGLE-1 KTM							91 Kotaro UCHIUMI JPN MTA JUNIOR TEAM KTM						
1	1:58.009	34.320	16.689	33.312	33.688	214.3	1	1:56.702	34.786	16.517	31.735	33.664	211.8
2	1:48.206	26.514	16.352	31.706	33.634	216.4	2	1:48.500	26.563	16.333	31.634	33.970	210.9
3	1:48.541	26.678	16.379	31.607	33.877	213.9	3	1:48.137	26.447	16.473	31.362	33.855	210.9
4	1:48.309	26.552	16.393	31.625	33.739	212.6	4	1:48.738	26.448	16.541	31.612	34.137	209.7
5	1:48.044	26.437	16.370	31.533	33.704	211.8	5	1:48.480	26.536	16.503	31.508	33.933	209.7
6	1:47.965	26.418	16.403	31.557	33.587	212.2	6	1:48.587	26.563	16.582	31.523	33.919	208.9
7	1:48.165	26.447	16.460	31.592	33.666	210.9	7	1:48.501	26.642	16.539	31.740	33.580	210.1
8	1:47.864	26.354	16.562	31.480	33.468	208.9	8	1:48.192	26.866	16.456	31.452	33.418	211.4
9	1:47.817	26.326	16.395	31.464	33.632	210.1	9	1:47.856	26.324	16.397	31.635	33.500	210.9
10	1:47.949	26.346	16.395	31.497	33.711	210.9	10	1:47.803	26.444	16.397	31.424	33.538	211.4
11	1:47.862	26.466	16.507	31.459	33.430	209.7	11	1:47.773	26.441	16.334	31.541	33.457	212.6
12	1:47.850	26.357	16.395	31.659	33.439	210.5	12	1:47.941	26.412	16.436	31.504	33.589	212.2
13	1:48.970	26.998	16.383	32.001	33.588	213.9	13	1:48.549	26.528	16.383	31.960	33.678	214.3
14	1:48.640	26.518	16.364	32.004	33.754	216.4	14	1:48.653	26.663	16.453	31.888	33.649	213.9
15	1:48.434	26.516	16.449	31.865	33.604	214.7	15	1:48.826	26.641	16.452	31.783	33.950	212.2
20 Jakkreephat PHUETTISAN THA Honda Racing Thailand Honda							29 Kevin FARKAS HUN AC RACING TEAM KTM						
1	1:58.151	35.424	16.379	32.662	33.686	215.6	1	1:58.151	35.424	16.379	32.662	33.686	215.6
2	1:48.343	26.758	16.281	31.764	33.540	213.9	2	1:48.343	26.758	16.281	31.764	33.540	213.9
3	1:48.427	26.773	16.329	31.737	33.588	213.4	3	1:48.427	26.773	16.329	31.737	33.588	213.4



JuniorGP

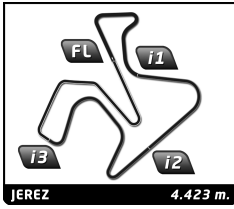
FIM JuniorGP 2024 - CIRCUITO DE JEREZ

Race 1

Sector Analysis

— Invalidated Lap ■ Personal Best ■ Session Best B Crossing the pit lane

Lap	Time	Sector 1	Sector 2	Sector 3	Sector 4	T.Sp	Lap	Time	Sector 1	Sector 2	Sector 3	Sector 4	T.Sp
4	1:48.214	26.468	16.354	31.797	33.595	213.4	7	1:47.134	26.116	16.110	31.483	33.425	218.2
5	1:48.562	26.549	16.219	31.976	33.818	212.2	54 Jesús RIOS ESP						
6	1:48.294	26.758	16.373	31.793	33.370	214.3	MRE TALENT KTM						
7	1:48.128	26.597	16.326	31.705	33.500	212.6	1	1:51.926	32.119	16.279	30.798	32.730	214.7
8	1:47.951	26.602	16.271	31.679	33.399	214.7	2	1:45.708	25.893	16.017	30.873	32.925	213.9
9	1:47.783	26.424	16.222	31.624	33.513	214.3	3	1:45.555	25.883	16.015	30.725	32.932	214.7
10	1:47.846	26.443	16.260	31.687	33.456	214.3	4	1:45.531	25.984	16.031	30.655	32.861	211.4
11	1:47.764	26.514	16.189	31.630	33.431	213.9	28 Máximo QUILES ESP						
12	1:47.949	26.413	16.283	31.706	33.547	213.0	Team Estrella Galicia 0,0 Honda						
13	1:48.398	26.495	16.319	31.991	33.593	215.1	1	1:52.747	32.924	16.113	31.084	32.626	216.0
14	1:48.879	26.880	16.338	31.878	33.783	214.7	2	1:46.374	25.886	15.942	31.654	32.892	217.3
15	1:48.844	26.592	16.289	32.055	33.908	214.3	93 Arbi ADITAMA IDN						
22 Owen VAN TRIGT NLD							Astra Honda Racing Team Honda						
AGR TEAM KTM							1	1:56.214	34.568	16.495	31.831	33.320	211.8
1	2:05.706	43.389	16.825	31.829	33.663	204.5	78 Jakob ROSENTHALER AUT						
2	1:48.344	26.588	16.591	31.540	33.625	208.9	LIQUI MOLY HUSQVARNA INTACT C Husqvarna						
3	1:47.742	26.462	16.431	31.315	33.534	208.1	1	1:54.451	33.765	16.306	31.334	33.046	215.1
4	1:47.721	26.391	16.399	31.316	33.615	208.5	2	1:45.988	26.087	16.113	30.816	32.972	214.3
5	1:48.098	26.465	16.536	31.519	33.578	206.9	3	1:46.284	25.998	16.123	31.110	33.053	216.9
6	1:47.980	26.588	16.541	31.363	33.488	209.3	4	1:46.627	26.003	16.055	31.303	33.266	216.9
7	1:48.173	26.546	16.651	31.378	33.598	206.9	5	1:47.371	26.153	16.221	31.439	33.558	213.0
8	1:47.943	26.499	16.580	31.631	33.233	206.1	6	1:48.744	26.443	16.658	32.043	33.600	208.5
9	1:47.836	26.402	16.476	31.520	33.438	206.9	7	1:47.155	26.217	16.107	31.439	33.392	219.5
10	1:48.464	26.776	16.661	31.421	33.606	207.3	8	2:13.184	26.177	16.376	56.290	34.341	213.9
11	1:47.835	26.381	16.511	31.461	33.482	208.1	9	1:49.320	26.841	16.679	31.865	33.935	207.3
12	1:47.906	26.428	16.601	31.394	33.483	206.1	10	1:48.244	26.541	16.578	31.528	33.597	208.1
13	1:48.041	26.395	16.567	31.550	33.529	207.3	11	1:47.536	26.283	16.433	31.386	33.434	208.1
14	1:48.038	26.475	16.552	31.521	33.490	206.9	12	1:47.524	26.349	16.461	31.278	33.436	207.3
15	1:48.277	26.519	16.592	31.471	33.695	207.3	13	1:47.722	26.444	16.551	31.317	33.410	208.5
47 Dodo BOGGIO ITA							14	1:47.178	26.239	16.439	31.050	33.450	209.3
EAGLE-1 KTM							15	1:47.695	26.482	16.549	31.145	33.519	209.7
1	1:55.882	34.970	16.341	31.450	33.121	214.3	47 Dodo BOGGIO ITA						
2	1:46.672	26.197	16.142	31.323	33.010	217.7	EAGLE-1 KTM						
3	1:46.295	26.016	16.171	30.878	33.230	209.7	1	1:55.882	34.970	16.341	31.450	33.121	214.3
4	1:46.215	26.042	16.192	30.853	33.128	212.2	2	1:46.672	26.197	16.142	31.323	33.010	217.7
5	1:46.695	26.085	16.151	31.053	33.406	215.1	3	1:46.295	26.016	16.171	30.878	33.230	209.7
6	1:47.847	26.280	16.095	31.795	33.677	216.0	4	1:46.215	26.042	16.192	30.853	33.128	212.2

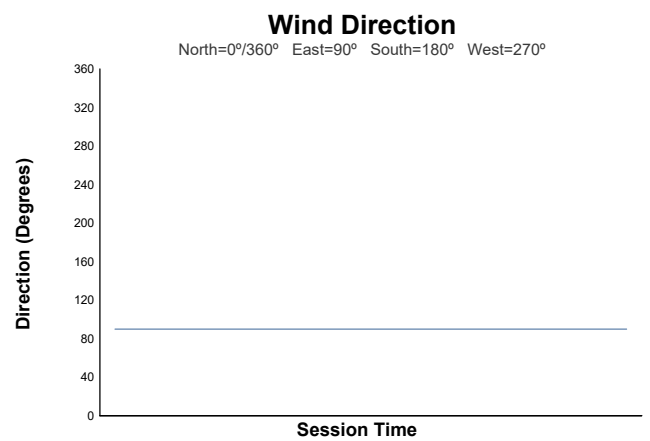
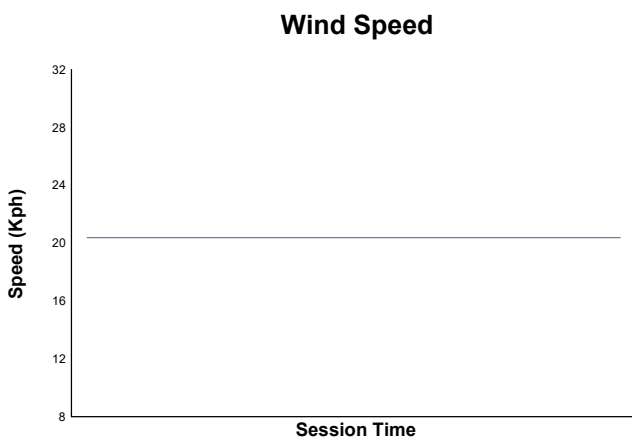
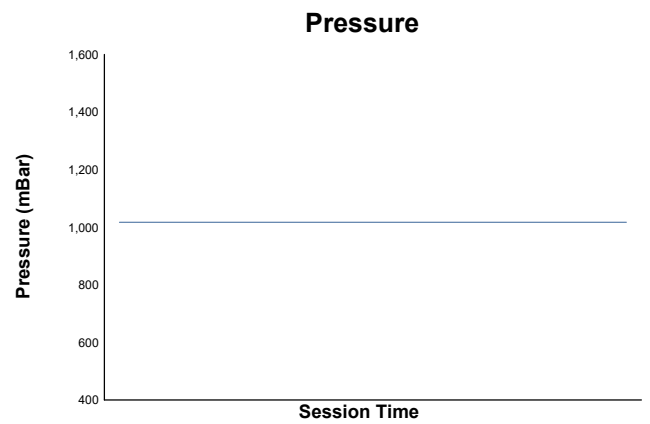
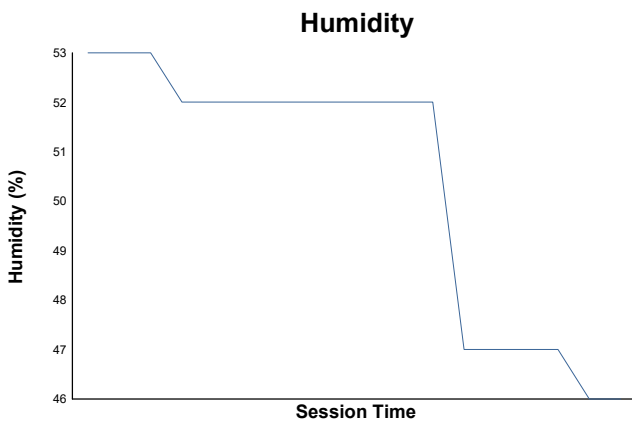
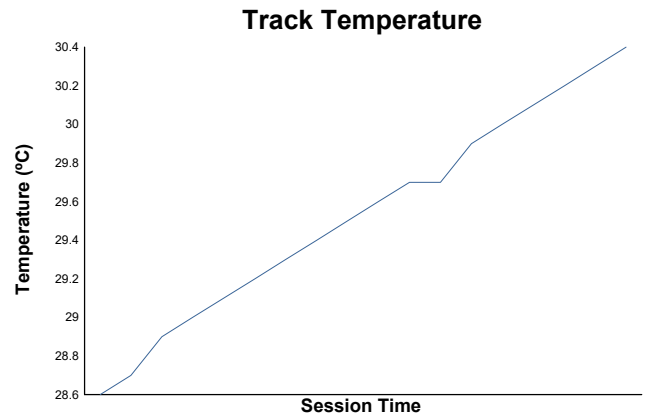
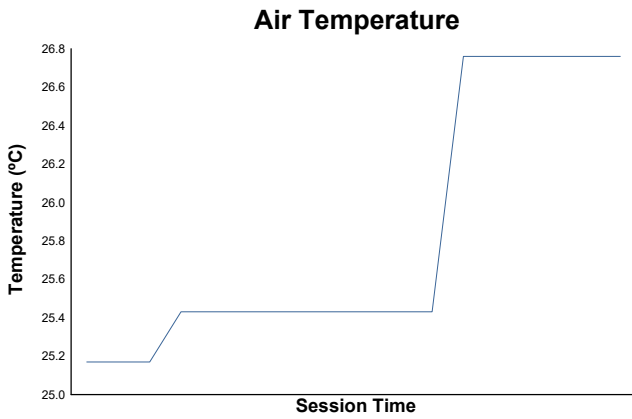


FIM JuniorGP 2024 - CIRCUITO DE JEREZ

JuniorGP

Race 1

Weather Report



Track Status: **DRY**