

## European Talent Cup

### FIM JuniorGP 2024 - CIRCUITO DE JEREZ

#### Last Chance (7 Laps, 31.0 km.)

### Classification

No	Rider	Nat	Team	Bike	Tires	Cl.	Laps	Total Time	Gap	Kph	Best Lap		
											Lap	Time	Kph
1	18 Mathias TAMBURINI	ITA	TEAM ECHOVIT PASINI RACING	Honda	Pirelli	ETC	7	13:08.110	-	141.4	5	1:51.171	143.2
2	14 Edu GUTIÉRREZ	ESP	CFMOTO Aspar Junior Team	Honda	Pirelli	ETC	7	13:08.146	+0.036	141.4	2	1:50.714	143.8
3	41 Yvonne CERPA	ESP	ilusion racing	Honda	Pirelli	ETC	7	13:08.295	+0.185	141.4	6	1:51.189	143.2
4	10 Afonso ALMEIDA	PRT	AGR TEAM	Honda	Pirelli	ETC	7	13:08.460	+0.350	141.4	4	1:51.339	143.0
5	88 Nikola MIROSLAVOV	BGR	ilusion racing	Honda	Pirelli	ETC	7	13:08.713	+0.603	141.3	6	1:51.184	143.2
6	72 David DA COSTA	FRA	BRS - Brechon Racing School	Honda	Pirelli	ETC	7	13:08.586	+0.476	141.3	6	1:50.971	143.5
7	93 Pablo OLIVARES	ESP	SUPERHUGO 44 TEAM	Honda	Pirelli	ETC	7	13:08.804	+0.694	141.3	2	1:50.740	143.8
8	28 Alejandra FERNÁNDEZ	ESP	SF Racing	Honda	Pirelli	ETC	7	13:08.869	+0.759	141.3	6	1:51.243	143.1
9	36 Evan BOXBERGER	FRA	JEG TAKE OFF GP	Honda	Pirelli	ETC	7	13:09.465	+1.355	141.2	6	1:50.603	144.0
10	13 Mattéo ROMAN	FRA	FIRST BIKE ACADEMY	Honda	Pirelli	ETC	7	13:09.500	+1.390	141.2	6	1:50.870	143.6
11	99 Rémy SANJUAN	FRA	MécaProjets Team ADO	Honda	Pirelli	ETC	7	13:16.218	+8.108	140.0	5	1:50.749	143.8
12	9 Elliot KASSIGIAN	FRA	Team Larresport	Honda	Pirelli	ETC	7	13:19.091	+10.981	139.5	3	1:52.750	141.2
13	82 Kyle PAYNE	GBR	ilusion racing	Honda	Pirelli	ETC	7	13:21.155	+13.045	139.1	2	1:51.739	142.5
14	19 László LÖRINC	HUN	First Bike Academy	Honda	Pirelli	ETC	7	13:25.774	+17.664	138.3	4	1:53.628	140.1
15	29 Randy TRUCHOT	FRA	MECAPROJETS TEAM ADO	Honda	Pirelli	ETC	7	13:30.497	+22.387	137.5	7	1:54.483	139.1
16	17 Diego TROY DE PONTE	ZAF	MRE TALENT	Honda	Pirelli	ETC	7	13:30.775	+22.665	137.5	6	1:54.553	139.0
<b>Not classified</b>													
76	Carla MULOT	FRA	JEG Racing	NSF250	Pirelli	ETC							

Pole Position:

Fastest Lap:


Lap6	Evan BOXBERGER	1:50.603	144.0 Kph
------	----------------	----------	-----------

RIDER #72 - 1 POSITION DROP DUE TO TRACK LIMITS ON LAST LAP

Published at: .....

Track Status: **DRY**

<b>Clerk of the Course:</b> Miguel Ángel Rodríguez	<b>Timekeeper:</b> Denis del Pozo
---	--------------------------------------



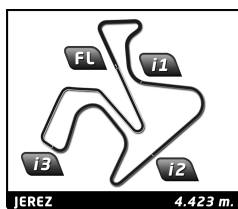
# European Talent Cup

## FIM JuniorGP 2024 - CIRCUITO DE JEREZ

### Last Chance

### Lap Chart

No	Pos	Grid	Lap						
			1	2	3	4	5	6	7
82	1	82	18	18	18	14	18	93	18
18	2	18	41	14	14	18	14	14	14
19	3	19	10	10	10	10	72	72	41
10	4	10	88	41	41	88	93	18	10
29	5	29	36	88	88	72	88	88	72
72	6	72	14	72	72	41	10	41	88
76	7	76	72	28	93	93	41	10	93
41	8	41	82	82	28	28	28	28	28
99	9	99	28	36	82	13	13	36	36
88	10	88	93	93	36	36	36	13	13
36	11	36	19	13	13	82	99	99	99
28	12	28	13	9	9	9	9	9	9
9	13	9	9	19	19	99	82	82	82
17	14	17	29	17	99	19	19	19	19
93	15	93	17	29	17	17	17	17	29
13	16	13	99	99	29	29	29	29	17
14	17	14							



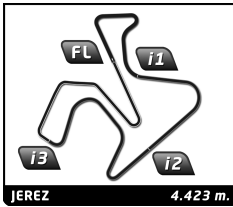
## European Talent Cup

### FIM JuniorGP 2024 - CIRCUITO DE JEREZ

#### Last Chance

#### Best Sector Times

Sector 1			Sector 2			Sector 3			Ideal Lap	Best Lap
Pos	No Rider	Time	No Rider	Time	No Rider	Time	Pos	No Rider		
1	93 P.OLIVARES	27.011	41 Y.CERPA	16.704	93 P.OLIVARES	32.013	1	93 P.OLIVARES	1:50.046	1:50.740 (3)
2	99 R.SANJUAN	27.042	99 R.SANJUAN	16.728	14 E.GUTIÉRREZ	32.069	2	14 E.GUTIÉRREZ	1:50.136	1:50.714 (2)
3	14 E.GUTIÉRREZ	27.045	72 D.DA COSTA	16.729	72 D.DA COSTA	32.207	3	72 D.DA COSTA	1:50.338	1:50.971 (6)
4	13 M.ROMAN	27.131	93 P.OLIVARES	16.751	13 M.ROMAN	32.238	4	99 R.SANJUAN	1:50.437	1:50.749 (4)
5	36 E.BOXBERGER	27.131	88 N.MIROSLAVOV	16.786	99 R.SANJUAN	32.299	5	41 Y.CERPA	1:50.584	1:51.189 (9)
6	72 D.DA COSTA	27.150	14 E.GUTIÉRREZ	16.824	41 Y.CERPA	32.359	6	36 E.BOXBERGER	1:50.589	1:50.603 (1)
7	41 Y.CERPA	27.181	28 A.FERNÁNDEZ	16.843	36 E.BOXBERGER	32.360	7	18 M.TAMBURINI	1:50.626	1:51.171 (7)
8	88 N.MIROSLAVOV	27.186	18 M.TAMBURINI	16.856	28 A.FERNÁNDEZ	32.361	8	13 M.ROMAN	1:50.728	1:50.870 (5)
9	10 A.ALMEIDA	27.195	36 E.BOXBERGER	16.872	82 K.PAYNE	32.383	9	88 N.MIROSLAVOV	1:50.728	1:51.184 (8)
10	18 M.TAMBURINI	27.225	13 M.ROMAN	16.889	18 M.TAMBURINI	32.423	10	10 A.ALMEIDA	1:50.891	1:51.339 (11)
11	28 A.FERNÁNDEZ	27.292	10 A.ALMEIDA	16.960	10 A.ALMEIDA	32.439	11	28 A.FERNÁNDEZ	1:50.958	1:51.243 (10)
12	82 K.PAYNE	27.343	82 K.PAYNE	17.014	88 N.MIROSLAVOV	32.546	12	82 K.PAYNE	1:51.653	1:51.739 (12)
13	9 E.KASSIGIAN	27.459	9 E.KASSIGIAN	17.216	9 E.KASSIGIAN	32.667	13	9 E.KASSIGIAN	1:52.326	1:52.750 (13)
14	19 L.LÖRINC	27.560	29 R.TRUCHOT	17.305	19 L.LÖRINC	33.008	14	19 L.LÖRINC	1:53.268	1:53.628 (14)
15	29 R.TRUCHOT	27.962	19 L.LÖRINC	17.339	17 D.TROY DE PONTE	33.200	15	29 R.TRUCHOT	1:53.966	1:54.483 (15)
16	17 D.TROY DE PONTE	27.986	17 D.TROY DE PONTE	17.385	29 R.TRUCHOT	33.219	16	17 D.TROY DE PONTE	1:53.994	1:54.553 (16)




## European Talent Cup

### FIM JuniorGP 2024 - CIRCUITO DE JEREZ

#### Last Chance

#### Best Top Speed

No Rider	Team	Class	Top 1		Top 2		Top 3		Top 4		Top 5		Avg	
			Kph	Lap	Kph	Lap	Kph	Lap	Kph	Lap	Kph	Lap		
93	Pablo OLIVARES	SUPERHUGO 44 TEAM	ETC	203.0	4	199.3	5	198.9	6	197.8	3	197.1	1	199.2
41	Yvonne CERPA	ilusion racing	ETC	202.6	6	202.2	7	198.9	5	197.1	4	193.9	3	198.9
88	Nikola MIROSLAVOV	ilusion racing	ETC	201.9	4	200.4	5	200.0	7	199.6	6	198.2	1	200.0
14	Edu GUTIÉRREZ	CFMOTO Aspar Junior Team	ETC	200.7	7	199.6	1	196.7	6	196.4	2	195.7	3	197.8
13	Mattéo ROMAN	FIRST BIKE ACADEMY	ETC	199.6	1	195.3	7	192.2	4	192.2	6	191.8	3	194.2
18	Mathias TAMBURINI	TEAM ECHOVIT PASINI RACING	ETC	199.6	4	199.6	7	196.0	5	194.2	2	193.5	3	196.6
72	David DA COSTA	BRS - Brechon Racing School	ETC	199.3	5	197.1	2	197.1	6	196.7	3	195.7	4	197.2
10	Afonso ALMEIDA	AGR TEAM	ETC	197.8	7	196.7	6	195.3	5	193.5	2	193.5	3	195.4
28	Alejandra FERNÁNDEZ	SF Racing	ETC	197.1	2	197.1	6	196.7	5	196.0	4	196.0	7	196.6
36	Evan BOXBERGER	JEG TAKE OFF GP	ETC	196.4	2	196.0	6	195.7	1	194.9	5	194.6	3	195.5
9	Elliot KASSIGIAN	Team Larresport	ETC	196.0	1	191.2	2	190.5	3	190.1	6	189.1	4	191.4
99	Rémy SANJUAN	MécaProjets Team ADO	ETC	196.0	3	195.3	4	194.9	5	193.5	2	193.2	6	194.6
82	Kyle PAYNE	ilusion racing	ETC	195.7	2	195.7	3	191.5	1	191.5	4	190.1	6	192.9
17	Diego TROY DE PONTE	MRE TALENT	ETC	193.5	1	190.1	2	190.1	4	189.1	3	187.5	6	190.1
29	Randy TRUCHOT	MECAPROJETS TEAM ADO	ETC	192.9	3	190.8	6	190.1	5	189.8	7	188.2	4	190.4
19	László LÖRINC	First Bike Academy	ETC	191.5	1	189.8	2	189.5	3	188.8	4	188.5	7	189.6
76	Carla MULOT	JEG Racing	ETC											




## European Talent Cup

### FIM JuniorGP 2024 - CIRCUITO DE JEREZ

#### Last Chance

#### Fastest Lap Sequence

Elapsed	No Rider	Team	Bike	Class	Time	Kph	Lap
3:50.057	<b>18</b> Mathias <b>TAMBURINI</b>	TEAM ECHOVIT PASINI RACING	Honda	ETC	<b>1:51.373</b>	143.0	2
3:50.155	<b>14</b> Edu <b>GUTIÉRREZ</b>	CFMOTO Aspar Junior Team	Honda	ETC	<b>1:50.714</b>	143.8	2
11:17.928	<b>36</b> Evan <b>BOXBERGER</b>	JEG TAKE OFF GP	Honda	ETC	<b>1:50.603</b>	144.0	6



# European Talent Cup


## FIM JuniorGP 2024 - CIRCUITO DE JEREZ

### Last Chance

### Analysis by lap

Lapped

No	Lap Time	Gap	No	Lap Time	Gap	No	Lap Time	Gap	No	Lap Time	Gap
<b>Lap 1</b>											
18	1:58.684	0.000	14	1:51.409		41	1:51.850	0.185			
41	1:58.855	0.171	18	1:51.752	0.229	10	1:51.892	0.350			
10	1:58.961	0.277	10	1:51.339	0.251	72	1:52.593	0.476			
88	1:59.243	0.559	88	1:51.296	0.376	88	1:52.339	0.603			
36	1:59.361	0.677	72	1:51.180	0.493	93	1:52.957	0.694			
14	1:59.441	0.757	41	1:51.781	0.705	28	1:51.967	0.759			
72	1:59.547	0.863	93	1:51.571	1.042	36	1:51.537	1.355			
82	1:59.848	1.164	28	1:51.411	1.094	13	1:51.560	1.390			
28	2:00.031	1.347	13	1:51.219	2.794	99	1:51.889	8.108			
93	2:01.133	2.449	36	1:51.525	3.001	9	1:52.800	10.981			
19	2:01.179	2.495	82	1:55.978	6.445	82	1:52.802	13.045			
13	2:01.504	2.820	9	1:52.776	6.810	19	1:54.492	17.664			
9	2:01.517	2.833	99	1:50.891	9.241	29	1:54.483	22.387			
29	2:02.485	3.801	19	1:53.628	10.705	17	1:55.057	22.665			
17	2:02.631	3.947	17	1:54.580	13.372						
99	2:08.777	10.093	29	1:54.782	13.598						
<b>Lap 2</b>											
18	1:51.373		18	1:51.171							
14	1:50.714	0.098	14	1:51.424	0.024						
10	1:51.457	0.361	72	1:51.291	0.384						
41	1:51.595	0.393	93	1:50.760	0.402						
88	1:51.276	0.462	88	1:51.576	0.552						
72	1:51.203	0.693	10	1:51.732	0.583						
28	1:51.318	1.292	41	1:51.313	0.618						
82	1:51.739	1.530	28	1:51.327	1.021						
36	1:52.355	1.659	13	1:51.038	2.432						
93	1:50.740	1.816	36	1:51.086	2.687						
13	1:51.937	3.384	99	1:50.749	8.590						
9	1:53.005	4.465	9	1:53.294	8.704						
19	1:55.210	6.332	82	1:55.796	10.841						
17	1:54.735	7.309	19	1:53.635	12.940						
29	1:55.034	7.462	17	1:54.555	16.527						
99	1:51.322	10.042	29	1:54.563	16.761						
<b>Lap 3</b>											
18	1:51.658		93	1:50.807							
14	1:51.674	0.114	14	1:51.208	0.023						
10	1:51.732	0.435	72	1:50.971	0.146						
41	1:51.712	0.447	18	1:51.360	0.151						
88	1:51.799	0.603	88	1:51.184	0.527						
72	1:51.801	0.836	41	1:51.189	0.598						
93	1:50.836	0.994	10	1:51.347	0.721						
28	1:51.572	1.206	28	1:51.243	1.055						
82	1:52.118	1.990	36	1:50.603	2.081						
36	1:52.998	2.999	13	1:50.870	2.093						
13	1:51.372	3.098	99	1:51.101	8.482						
9	1:52.750	5.557	9	1:52.949	10.444						
19	1:53.926	8.600	82	1:52.874	12.506						
99	1:51.489	9.873	19	1:53.704	15.435						
17	1:54.664	10.315	17	1:54.553	19.871						
29	1:54.535	10.339	29	1:54.615	20.167						
<b>Lap 4</b>											
			18	1:52.112							
			14	1:52.276	0.036						



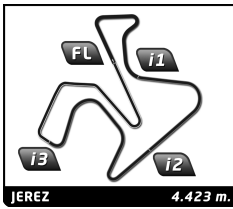
# European Talent Cup

## FIM JuniorGP 2024 - CIRCUITO DE JEREZ

### Last Chance

### Sector Analysis

Lap	Time	Sector 1	Sector 2	Sector 3	Sector 4	T.Sp	Lap	Time	Sector 1	Sector 2	Sector 3	Sector 4	T.Sp
<b>18</b> Mathias TAMBURINI ITA							5 1:51.291 27.316 16.729 32.207 35.039 199.3						
TEAM ECHOVIT PASINI RACING Honda							6 1:50.971 27.306 17.003 32.410 34.252 197.1						
1 1:58.684 33.918 17.303 32.722 34.741 192.2							7 1:52.593 27.190 17.151 33.078 35.174 188.5						
2 1:51.373 27.367 17.197 32.423 34.386 194.2													
3 1:51.658 27.412 17.142 32.505 34.599 193.5													
4 1:51.752 27.761 16.886 32.470 34.635 199.6													
5 1:51.171 27.225 16.856 32.794 34.296 196.0													
6 1:51.360 27.409 17.215 32.614 34.122 193.5													
7 1:52.112 27.528 16.876 32.585 35.123 199.6													
<b>93</b> Pablo OLIVARES ESP							1 2:01.133 36.266 17.193 32.650 35.024 197.1						
SUPERHUGO 44 TEAM Honda							2 1:50.740 27.202 17.024 32.243 34.271 194.9						
1 1:59.441 35.834 16.824 32.460 34.323 199.6							3 1:50.836 27.269 16.873 32.316 34.378 197.8						
2 1:50.714 27.045 16.972 32.069 34.628 196.4							4 1:51.571 27.210 16.751 33.072 34.538 203.0						
3 1:51.674 27.321 17.203 32.611 34.539 195.7							5 1:50.760 27.011 16.798 32.490 34.461 199.3						
4 1:51.409 27.150 17.222 32.476 34.561 190.1							6 1:50.807 27.377 16.986 32.013 34.431 198.9						
5 1:51.424 27.147 17.192 32.887 34.198 188.2							7 1:52.957 27.458 17.045 32.947 35.507 190.8						
6 1:51.208 27.442 17.204 32.293 34.269 196.7													
7 1:52.276 27.624 16.981 32.604 35.067 200.7													
<b>14</b> Edu GUTIÉRREZ ESP							<b>28</b> Alejandra FERNÁNDEZ ESP						
CFMOTO Aspar Junior Team Honda							SF Racing Honda						
1 1:59.441 35.834 16.824 32.460 34.323 199.6							1 2:00.031 35.354 17.023 32.900 34.754 195.3						
2 1:50.714 27.045 16.972 32.069 34.628 196.4							2 1:51.318 27.415 16.905 32.536 34.462 197.1						
3 1:51.674 27.321 17.203 32.611 34.539 195.7							3 1:51.572 27.434 17.030 32.623 34.485 194.6						
4 1:51.409 27.150 17.222 32.476 34.561 190.1							4 1:51.411 27.292 16.874 32.571 34.674 196.0						
5 1:51.424 27.147 17.192 32.887 34.198 188.2							5 1:51.327 27.334 16.874 32.494 34.625 196.7						
6 1:51.208 27.442 17.204 32.293 34.269 196.7							6 1:51.243 27.577 16.843 32.361 34.462 197.1						
7 1:52.276 27.624 16.981 32.604 35.067 200.7							7 1:51.967 27.321 17.006 32.523 35.117 196.0						
<b>41</b> Yvonne CERPA ESP							<b>36</b> Evan BOXBERGER FRA						
ilusion racing Honda							JEG TAKE OFF GP Honda						
1 1:58.855 34.347 17.020 32.722 34.766 190.8							1 1:59.361 34.559 17.135 32.934 34.733 195.7						
2 1:51.595 27.331 17.109 32.526 34.629 193.2							2 1:52.355 27.257 17.045 33.731 34.322 196.4						
3 1:51.712 27.342 16.973 32.682 34.715 193.9							3 1:52.998 27.321 17.300 33.890 34.487 194.6						
4 1:51.781 27.181 16.912 33.160 34.528 197.1							4 1:51.525 27.382 16.970 32.631 34.542 193.5						
5 1:51.313 27.545 16.825 32.603 34.340 198.9							5 1:51.086 27.321 16.925 32.360 34.480 194.9						
6 1:51.189 27.534 16.704 32.518 34.433 202.6							6 1:50.603 27.131 16.872 32.374 34.226 196.0						
7 1:51.850 27.258 16.844 32.359 35.389 202.2							7 1:51.537 27.284 16.982 32.802 34.469 193.5						
<b>10</b> Afonso ALMEIDA PRT							<b>13</b> Mattéo ROMAN FRA						
AGR TEAM Honda							FIRST BIKE ACADEMY Honda						
1 1:58.961 34.067 17.323 32.880 34.691 190.5							1 2:01.504 35.703 17.054 33.268 35.479 199.6						
2 1:51.457 27.288 17.190 32.505 34.474 193.5							2 1:51.937 27.696 17.336 32.238 34.667 190.8						
3 1:51.732 27.195 17.137 32.787 34.613 193.5							3 1:51.372 27.235 17.004 32.663 34.470 191.8						
4 1:51.339 27.260 17.150 32.463 34.466 193.2							4 1:51.219 27.333 16.889 32.424 34.573 192.2						
5 1:51.732 27.234 17.013 32.993 34.492 195.3							5 1:51.038 27.163 17.017 32.342 34.516 191.5						
6 1:51.347 27.651 16.960 32.439 34.297 196.7							6 1:50.870 27.131 16.988 32.257 34.494 192.2						
7 1:51.892 27.208 17.084 32.720 34.880 197.8							7 1:51.560 27.316 17.035 32.492 34.717 195.3						
<b>88</b> Nikola MIROSLAVOV BGR							<b>99</b> Rémy SANJUAN FRA						
ilusion racing Honda							MécaProjets Team ADO Honda						
1 1:59.243 34.510 16.951 32.978 34.804 198.2							1 2:08.777 43.962 17.286 32.717 34.812 192.5						
2 1:51.276 27.186 17.141 32.556 34.393 197.1							2 1:51.322 27.362 16.972 32.353 34.635 193.5						
3 1:51.799 27.387 16.971 32.812 34.629 198.2							3 1:51.489 27.042 16.948 32.506 34.993 196.0						
4 1:51.296 27.523 16.786 32.546 34.441 201.9							4 1:50.891 27.042 16.728 32.438 34.683 195.3						
5 1:51.576 27.540 16.839 32.792 34.405 200.4							5 1:50.749 27.211 16.871 32.299 34.368 194.9						
6 1:51.184 27.353 16.891 32.730 34.210 199.6							6 1:51.101 27.234 16.931 32.304 34.632 193.2						
7 1:52.339 27.236 17.024 32.613 35.466 200.0							7 1:51.889 27.364 17.004 32.463 35.058 193.2						
<b>72</b> David DA COSTA FRA							<b>9</b> Elliot KASSIGIAN FRA						
BRS - Brechon Racing School Honda							Team Larresport Honda						
1 1:59.547 35.165 17.235 32.442 34.705 192.2							1 2:01.517 35.666 17.350 32.946 35.555 196.0						
2 1:51.203 27.372 16.917 32.583 34.331 197.1													
3 1:51.801 27.455 16.852 32.722 34.772 196.7													
4 1:51.180 27.150 16.836 32.691 34.503 195.7													



# European Talent Cup

## FIM JuniorGP 2024 - CIRCUITO DE JEREZ


### Last Chance

## Sector Analysis

— Invalidated Lap    ■ Personal Best    ■ Session Best    B Crossing the pit lane

Lap	Time	Sector 1	Sector 2	Sector 3	Sector 4	T.Spd	Lap	Time	Sector 1	Sector 2	Sector 3	Sector 4	T.Spd
2	1:53.005	27.642	17.455	32.924	34.984	191.2							
3	1:52.750	27.580	17.216	32.764	35.190	190.5							
4	1:52.776	27.490	17.274	32.766	35.246	189.1							
5	1:53.294	27.643	17.355	32.667	35.629	189.1							
6	1:52.949	27.648	17.241	32.789	35.271	190.1							
7	1:52.800	27.459	17.318	32.796	35.227	187.8							
<b>82</b> Kyle PAYNE							GBR						
ilusion racing							Honda						
1	1:59.848	34.013	17.321	33.352	35.162	191.5							
2	1:51.739	27.343	17.014	32.434	34.948	195.7							
3	1:52.118	27.399	17.423	32.383	34.913	195.7							
4	1:55.978	27.530	17.145	33.294	38.009	191.5							
5	1:55.796	27.572	17.405	32.771	38.048	189.5							
6	1:52.874	27.517	17.385	32.732	35.240	190.1							
7	1:52.802	27.508	17.291	32.636	35.367	189.8							
<b>19</b> László LÖRINC							HUN						
First Bike Academy							Honda						
1	2:01.179	35.092	17.339	33.313	35.435	191.5							
2	1:55.210	27.909	17.414	34.345	35.542	189.8							
3	1:53.926	27.888	17.397	33.061	35.580	189.5							
4	1:53.628	27.667	17.507	33.093	35.361	188.8							
5	1:53.635	27.560	17.450	33.048	35.577	186.9							
6	1:53.704	27.707	17.537	33.008	35.452	185.2							
7	1:54.492	27.644	17.493	33.473	35.882	188.5							
<b>29</b> Randy TRUCHOT							FRA						
MECAPROJETS TEAM ADO							Honda						
1	2:02.485	36.200	17.356	33.449	35.480	187.8							
2	1:55.034	28.195	17.845	33.438	35.556	186.9							
3	1:54.535	28.125	17.374	33.364	35.672	192.9							
4	1:54.782	27.962	17.305	33.219	36.296	188.2							
5	1:54.563	28.105	17.354	33.373	35.731	190.1							
6	1:54.615	27.973	17.385	33.453	35.804	190.8							
7	1:54.483	28.120	17.509	33.233	35.621	189.8							
<b>17</b> Diego TROY DE PONTE							ZAF						
MRE TALENT							Honda						
1	2:02.631	36.352	17.460	33.396	35.423	193.5							
2	1:54.735	28.123	17.824	33.200	35.588	190.1							
3	1:54.664	28.139	17.435	33.230	35.860	189.1							
4	1:54.580	28.227	17.385	33.245	35.723	190.1							
5	1:54.555	28.008	17.470	33.299	35.778	186.5							
6	1:54.553	27.986	17.528	33.237	35.802	187.5							
7	1:55.057	28.325	17.564	33.548	35.620	187.2							



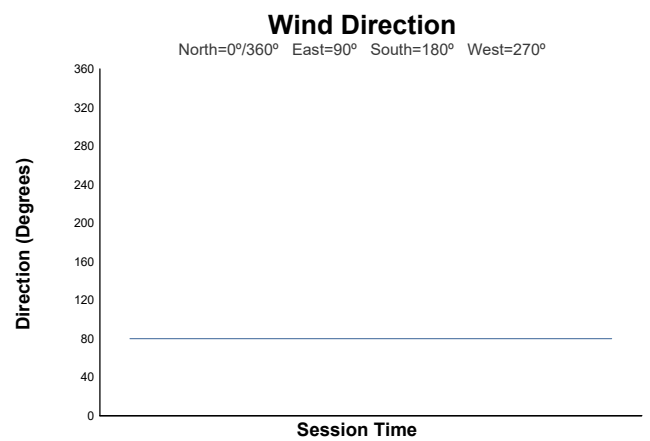
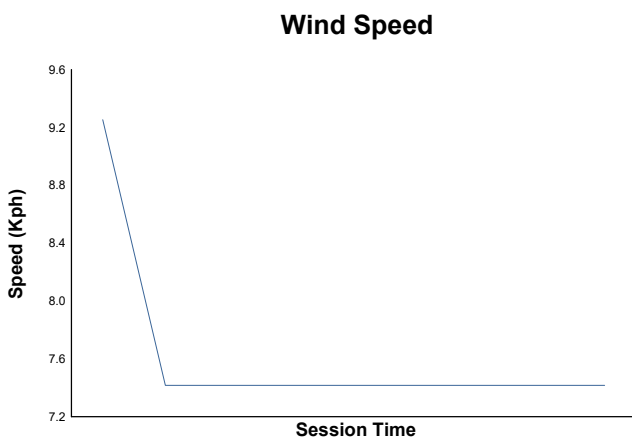
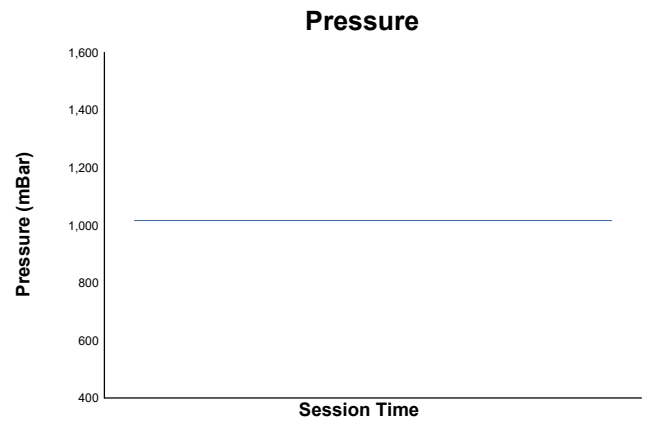
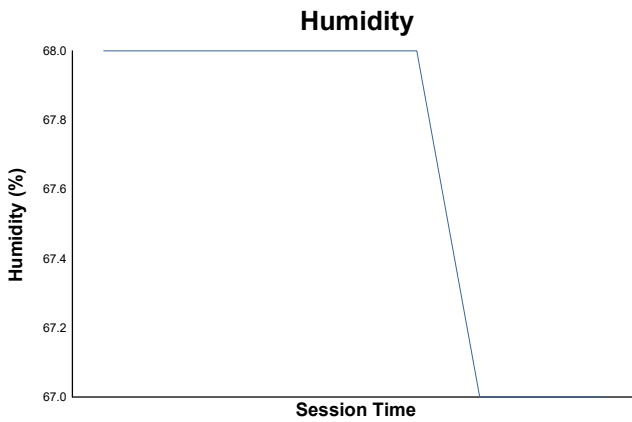
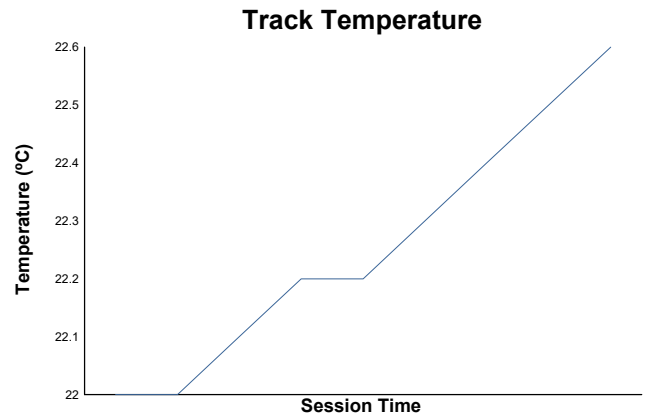
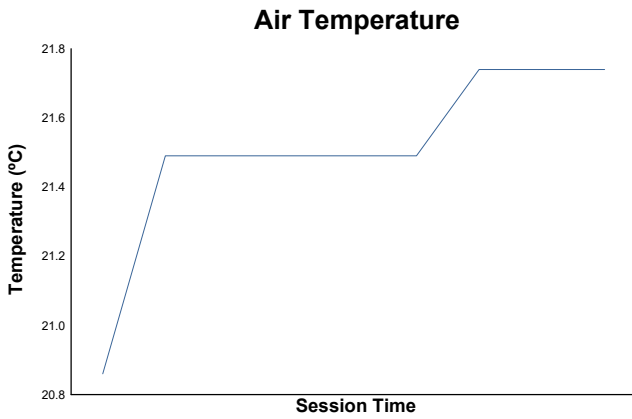


# FIM JuniorGP 2024 - CIRCUITO DE JEREZ

European Talent Cup

Last Chance

Weather Report



Track Status: **DRY**