


4348 m.

Spielberg Moto2 & Moto3 Official Test

Session 4

Classification

10

	Rider	Nation	Team	Motorcycle	Time	Lap	Total	Gap	Top Speed
1	22 David ALMANSA	SPA	Kopron Rivacold Snipers Team	HONDA	1'40.249	13	14		216.8
2	7 Filippo FARIOLI	ITA	SIC58 Squadra Corse	HONDA	1'40.503	14	15	0.254 0.254	213.6
3	72 Taiyo FURUSATO	JPN	Honda Team Asia	HONDA	1'40.608	10	13	0.359 0.105	216.8
4	18 Matteo BERTELLE	ITA	Kopron Rivacold Snipers Team	HONDA	1'40.673	16	19	0.424 0.065	214.9
5	58 Luca LUNETTA	ITA	SIC58 Squadra Corse	HONDA	1'40.735	15	16	0.486 0.062	216.2
6	5 Tatchakorn BUASRI	THA	Honda Team Asia	HONDA	1'41.149	13	13	0.900 0.414	218.1
7	82 Stefano NEPA	ITA	LEVELUP - MTA	KTM	1'41.312	12	18	1.063 0.163	214.9
8	10 Nicola CARRARO	ITA	LEVELUP - MTA	KTM	1'41.616	9	9	1.367 0.304	216.8
9	54 Riccardo ROSSI	ITA	CIP Green Power	KTM	1'42.244	6	12	1.995 0.628	213.6
Not classified									
	12 Jacob ROULSTONE	AUS	Red Bull GASGAS Tech3	GASGAS					
	31 Adrian FERNANDEZ	SPA	Leopard Racing	HONDA					
	36 Angel PIQUERAS	SPA	Leopard Racing	HONDA					
	55 Noah DETTWILER	SWI	CIP Green Power	KTM					
	64 David MUÑOZ	SPA	BOE Motorsports	KTM					
	66 Joel KELSO	AUS	BOE Motorsports	KTM					
	96 Daniel HOLGADO	SPA	Red Bull GASGAS Tech3	GASGAS					

Practice condition: Dry

Air: 23°

Humidity: 61%

Ground: 29°

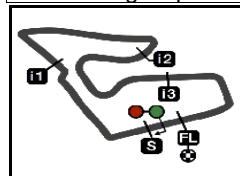
Fastest Lap:	Lap: 13	David ALMANSA	1'40.249	156.1 Km/h
Best Race Lap:	2024	Tatsuki SUZUKI	1'40.092	156.3 Km/h
All-Time Lap Record:	2024	Joel KELSO	1'39.921	156.6 Km/h

The results are provisional until the end of the limit for protest and appeals.

Time limit for protest expires 60' after publication of the results - Time:

These data/results cannot be reproduced, stored and/or transmitted in whole or in part by any manner of electronic, mechanical, photocopying, recording, broadcasting or otherwise now known or herein after developed without the previous express consent by the copyright owner, except for reproduction in daily press and regular printed publications on sale to the public within 60 days of the event related to those data/results and always provided that copyright symbol appears together as follows below.

© DORNA, 2024




4348 m.

Spielberg Moto2 & Moto3 Official Test Session 4

Combined Practice Times

11

	Rider	Nation	Team	MOTORCYCLE	FP1	FP2	FP3	FP4	Gap
1	36 A.PIQUERAS	SPA	Leopard Racing	HONDA	1'41.179	6 1'40.261	19 1'40.181	¹³	
2	22 D.ALMANSA	SPA	Kopron Rivacold Snipers	HONDA	1'42.445	5 1'40.731	18 1'40.967	9 1'40.249	¹³ 0.068 0.068
3	31 A.FERNANDEZ	SPA	Leopard Racing	HONDA	1'41.539	5 1'40.265	11 1'40.251	¹⁵	0.070 0.002
4	7 F.FARIOLI	ITA	SIC58 Squadra Corse	HONDA	1'42.354	5 1'41.301	7 1'40.998	13 1'40.503	¹⁴ 0.322 0.252
5	96 D.HOLGADO	SPA	Red Bull GASGAS Tech3	GASGAS	1'44.765	4 1'40.571	21 1'40.786	7	0.390 0.068
6	72 T.FURUSATO	JPN	Honda Team Asia	HONDA	1'41.647	4 1'41.441	9 1'41.429	10 1'40.608	¹⁰ 0.427 0.037
7	18 M.BERTELLE	ITA	Kopron Rivacold Snipers	HONDA	1'41.729	5 1'40.636	19 1'41.255	8 1'40.673	¹⁶ 0.455 0.028
8	66 J.KELSO	AUS	BOE Motorsports	KTM	1'41.198	3 1'40.663	¹⁴		0.482 0.027
9	58 L.LUNETTA	ITA	SIC58 Squadra Corse	HONDA	1'42.860	5 1'40.826	18 1'41.142	8 1'40.735	¹⁵ 0.554 0.072
10	10 N.CARRARO	ITA	LEVELUP - MTA	KTM	1'42.209	5 1'41.150	14 1'40.789	¹³ 1'41.616	⁹ 0.608 0.054
11	64 D.MUÑOZ	SPA	BOE Motorsports	KTM	1'40.820	5 1'40.934	⁴		0.639 0.031
12	12 J.ROULSTONE	AUS	Red Bull GASGAS Tech3	GASGAS	1'42.209	5 1'40.931	15 1'41.288	⁵	0.750 0.111
13	5 T.BUASRI	THA	Honda Team Asia	HONDA	1'41.439	4 1'41.009	5 1'41.017	3 1'41.149	¹³ 0.828 0.078
14	82 S.NEPA	ITA	LEVELUP - MTA	KTM	1'42.483	4 1'41.550	14 1'41.167	⁶ 1'41.312	¹² 0.986 0.158
15	54 R.ROSSI	ITA	CIP Green Power	KTM	1'41.792	5 1'41.723	15 1'41.327	¹⁰ 1'42.244	⁶ 1.146 0.160
16	55 N.DETTWILER	SWI	CIP Green Power	KTM	1'42.866	5 1'42.591	3 1'42.547	¹⁰	2.366 1.220

Pole Position Record:	2024	Ivan ORTOLA	1'40.057	156.4 Km/h
Best Race Lap:	2024	Tatsuki SUZUKI	1'40.092	156.3 Km/h
All-Time Lap Record:	2024	Joel KELSO	1'39.921	156.6 Km/h

The results are provisional until the end of the limit for protest and appeals.

Time limit for protest expires 60' after publication of the results - Time:

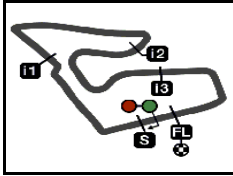
These data/results cannot be reproduced, stored and/or transmitted in whole or in part by any manner of electronic, mechanical, photocopying, recording, broadcasting or otherwise now known or herein after developed without the previous express consent by the copyright owner, except for reproduction in daily press and regular printed publications on sale to the public within 60 days of the event related to those data/results and always provided that copyright symbol appears together as follows below.

© DORNA, 2024

Official MotoGP Timing by TISSOT
www.motogp.com

Spielberg, Monday, August 19, 2024





4348 m.

Spielberg Moto2 & Moto3 Official Test

Session 4

Top Speed & Average

12

Rider	Nation	Motorcycle	Top 5 speeds					Average	Top
5 Tatchakorn BUASRI	THA	HONDA	218.1	216.8	216.8	216.2	216.2	216.7	218.1
10 Nicola CARRARO	ITA	KTM	216.8	215.5	214.9	214.2	213.6	215.0	216.8
22 David ALMANSA	SPA	HONDA	216.8	216.8	216.8	216.2	215.5	216.3	216.8
72 Taiyo FURUSATO	JPN	HONDA	216.8	216.8	216.2	216.2	214.2	216.0	216.8
58 Luca LUNETTA	ITA	HONDA	216.2	215.5	215.5	214.9	214.9	215.4	216.2
18 Matteo BERTELLE	ITA	HONDA	214.9	214.9	214.2	214.2	214.2	214.5	214.9
82 Stefano NEPA	ITA	KTM	214.9	214.9	214.2	214.2	214.2	214.4	214.9
7 Filippo FARIOLI	ITA	HONDA	213.6	213.0	213.0	213.0	213.0	213.1	213.6
54 Riccardo ROSSI	ITA	KTM	213.6	213.6	213.6	213.0	213.0	213.4	213.6

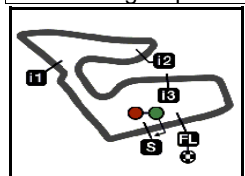
These data/results cannot be reproduced, stored and/or transmitted in whole or in part by any manner of electronic, mechanical, photocopying, recording, broadcasting or otherwise now known or herein after developed without the previous express consent by the copyright owner, except for reproduction in daily press and regular printed publications on sale to the public within 60 days of the event related to those data/results and always provided that copyright symbol appears together as follows below.

© DORNA, 2024

Official MotoGP Timing by **TISSOT**
www.motogp.com



Spielberg, Monday, August 19, 2024



4348 m.

Spielberg Moto2 & Moto3 Official Test Session 4

Chronological Analysis of Performances

13

* Lap / Sector time cancelled

T1 Time from finish line to 1st intermediate

T3 Time from 2nd intermed. to 3rd intermed.

P Crossing the finish line in pit lane

T2 Time from 1st intermed. to 2nd intermed.

T4 Time from 3rd intermediate to finish line

Lap	Lap Time	T1	T2	T3	T4	Speed	Lap	Lap Time	T1	T2	T3	T4	Speed	
1st	22	David ALMANSA Kopron Rivacold Snip SPA Runs=3 Total laps=14 Full laps=9 Valid laps=9						10	1'40.608	27.910	28.557	26.122	18.019	216.2
							11	1'40.855	27.977	28.554	26.149	18.175	216.2	
1	2'44.569	32.643	29.505	26.364	18.212		12	1'50.439 P	29.025	30.034	27.021	24.359	210.5	
2	1'41.283	28.153	28.854	26.083	18.193	216.2	13	2'34.719 P	50.021	31.257	27.668	23.573		
3	1'41.172	28.115	28.818	26.024	18.215	216.8	4th	18	Matteo BERTELLE Kopron Rivacold Snip ITA Runs=3 Total laps=19 Full laps=14 Valid laps=14					
4	1'40.983	27.534	29.006	26.188	18.255	216.8	1	3'18.695	32.288	29.617	26.711	18.552		
5	1'44.095	29.588	28.881	27.467	18.159	214.9	2	1'42.111	28.298	28.906	26.483	18.424	214.2	
6	1'47.200	28.127	29.892	29.314	19.867	216.8	3	1'41.715	28.270	28.838	26.361	18.246	214.9	
7	1'41.755	28.194	28.917	26.301	18.343	214.2	4	1'41.512	28.131	28.834	26.331	18.216	214.9	
8	1'46.535 P	28.407	29.960	26.468	21.700	214.2	5	1'43.440	28.463	29.582	26.932	18.463	212.3	
9	8'39.192	28.217	29.256	26.458	18.360		6	1'41.582	28.191	28.809	26.276	18.306	213.6	
10	4'28.622 P	28.387	29.228	27.709	3'03.298	214.9	7	1'41.462	28.169	28.785	26.256	18.252	213.0	
11	12'58.486	26.470	29.896	26.411	18.152		8	1'49.203 P	29.662	30.037	27.169	22.335	213.0	
12	1'40.699	27.933	28.690	26.040	18.036	214.9	9	8'16.397	30.428	29.597	26.722	18.419		
13	1'40.249	27.761	28.526	25.940	18.022	215.5	10	1'41.997	28.455	28.868	26.324	18.350	213.0	
14	1'40.565	27.827	28.923	25.834	17.981	215.5	11	1'41.814	28.244	28.908	26.370	18.292	213.6	
2nd	7	Filippo FARIOLI SIC58 Squadra Corse ITA Runs=3 Total laps=15 Full laps=9 Valid laps=9						12	1'41.361	28.115	28.743	26.218	18.285	214.2
1	2'40.905	30.876	29.399	26.469	18.483		13	1'46.709 P	28.197	29.464	26.767	22.281	213.6	
2	1'41.923	28.334	28.962	26.239	18.388	211.7	14	6'47.470	30.950	29.483	26.753	18.401		
3	1'41.920	28.345	28.908	26.243	18.424	213.0	15	1'40.900	28.049	28.601	26.088	18.162	214.2	
4	1'45.515	28.322	32.428	26.349	18.416	213.0	16	1'40.673	27.985	28.588	26.017	18.083	213.6	
5	1'41.606	28.120	28.878	26.249	18.359	213.6	17	1'42.788	28.662	29.084	26.600	18.442	213.6	
6	1'47.593 P	28.380	30.699	27.783	20.731	212.3	18	1'41.110	28.023	28.719	26.151	18.217	213.6	
7	13'07.562	26.950	29.080	26.261	18.326		19	1'41.001	27.989	28.703	26.132	18.177	213.6	
8	1'41.190	28.083	28.739	26.110	18.258	212.3	5th	58	Luca LUNETTA SIC58 Squadra Corse ITA Runs=2 Total laps=16 Full laps=12 Valid laps=12					
9	1'41.120	27.965	28.828	26.022	18.305	213.0	1	2'43.266	32.094	29.613	26.490	18.392		
10	1'41.085	28.013	28.773	26.080	18.219	213.0	2	1'41.431	28.216	28.927	26.132	18.156	214.2	
11	1'44.294 P	28.026	28.822	27.266	20.180	212.3	3	1'41.155	28.076	28.814	26.105	18.160	215.5	
12	7'15.129	28.952	29.269	32.227	19.200		4	1'42.959	28.158	29.986	26.471	18.344	215.5	
13	1'40.691	27.983	28.591	25.931	18.186	213.0	5	1'41.154	28.097	28.681	26.249	18.127	216.2	
14	1'40.503	27.823	28.596	25.928	18.156	213.0	6	1'40.934	28.019	28.723	26.051	18.141	214.9	
15	1'57.618 P	27.965	35.925	28.824	24.904	213.0	7	1'40.939	28.025	28.632	26.177	18.105	214.2	
3rd	72	Taiyo FURUSATO Honda Team Asia JPN Runs=3 Total laps=13 Full laps=8 Valid laps=8						8	1'49.465 P	27.677	31.945	28.478	21.365	207.4
1	7'24.439	30.294	29.227	26.399	18.306		9	18'35.752	32.118	29.262	26.404	18.271		
2	1'41.685	28.206	28.990	26.227	18.262	214.2	10	1'41.528	28.273	28.852	26.246	18.157	214.2	
3	1'41.483	28.240	28.832	26.210	18.201	213.6	11	1'40.838	28.037	28.737	26.031	18.033	214.2	
4	1'41.269	28.199	28.750	26.185	18.135	213.6	12	1'40.811	28.034	28.747	25.954	18.076	214.2	
5	1'41.162	28.045	28.799	26.175	18.143	213.6	13	1'41.027	28.145	28.665	26.106	18.111	214.9	
6	1'52.213 P	29.192	30.651	27.647	24.723	212.3	14	1'40.819	28.021	28.590	26.123	18.085	213.6	
7	19'12.738	30.946	29.208	26.511	18.277		15	1'40.735	28.091	28.609	25.973	18.062	213.6	
8	1'40.772	27.970	28.635	26.059	18.108	216.8	16	2'24.999 P	31.890	37.026	31.359	44.724	187.5	
9	1'40.665	27.941	28.620	26.047	18.057	216.8								

Fastest Lap: David ALMANSA Kopron Rivacold Snip SPA 1'40.249 27.761 28.526 25.940 18.022

These data/results cannot be reproduced, stored and/or transmitted in whole or in part by any manner of electronic, mechanical, photocopying, recording, broadcasting or otherwise now known or herein after developed without the previous express consent by the copyright owner, except for reproduction in daily press and regular printed publications on sale to the public within 60 days of the event related to those data/results and always provided that copyright symbol appears together as follows below.
© DORNA, 2024

Session 4

Moto3

Lap	Lap Time	T1	T2	T3	T4	Speed	Lap	Lap Time	T1	T2	T3	T4	Speed
6th	5	Tatchakorn BUASRI Honda Team Asia THA					6	1'42.244	28.293	28.859	26.617	18.475	213.6
		Runs=2	Total laps=13	Full laps=10	Valid laps=10		7	1'57.876 P	30.174	33.746	28.827	25.129	213.0
1	7'15.682	31.869	29.348	26.928	18.439		8	12'16.738	31.173	31.671	29.510	22.826	
2	1'43.013	28.863	28.953	26.800	18.397	218.1	9	1'45.851	29.346	29.835	27.489	19.181	211.1
3	1'42.201	28.278	28.820	26.654	18.449	216.8	10	1'44.594	29.322	29.503	27.013	18.756	211.7
4	1'42.182	28.349	28.871	26.610	18.352	216.2	11	1'43.450	28.910	29.141	26.776	18.623	212.3
5	1'42.169	28.270	28.788	26.703	18.408	213.0	12	1'55.846 P	28.887	29.469	31.328	26.162	212.3
6	1'41.696	28.152	28.738	26.495	18.311	216.8							
7	1'59.186 P	30.979	33.086	30.315	24.806	216.2							
8	19'33.737	31.845	29.404	26.675	18.335								
9	1'41.803	28.238	28.834	26.397	18.334	216.2							
10	1'41.749	28.180	28.697	26.399	18.473	215.5							
11	1'41.543	28.200	28.707	26.365	18.271	214.9							
12	1'41.391	28.054	28.676	26.357	18.304	215.5							
13	1'41.149	28.003	28.613	26.317	18.216	215.5							

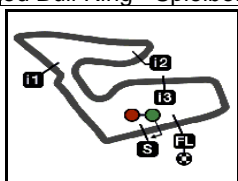
Lap	Lap Time	T1	T2	T3	T4	Speed
7th	82	Stefano NEPA LEVELUP - MTA ITA				
		Runs=2	Total laps=18	Full laps=15	Valid laps=15	
1	3'34.224	31.685	29.928	26.595	18.450	
2	1'42.315	28.454	29.176	26.314	18.371	213.0
3	1'42.292	28.320	29.185	26.334	18.453	213.6
4	1'42.098	28.304	29.130	26.285	18.379	212.3
5	1'42.187	28.289	29.255	26.285	18.358	212.3
6	1'42.004	28.305	29.105	26.256	18.338	212.3
7	1'42.051	28.276	29.092	26.276	18.407	212.3
8	1'41.694	28.203	28.946	26.239	18.306	213.0
9	1'41.590	28.108	29.047	26.146	18.289	214.2
10	1'47.873 P	28.336	30.182	27.988	21.367	213.6
11	15'03.879	32.138	30.100	26.541	18.369	
12	1'41.312	28.080	28.917	26.037	18.278	214.2
13	1'41.365	28.062	28.957	26.033	18.313	214.9
14	1'41.834	28.184	29.069	26.211	18.370	214.9
15	1'41.885	28.277	29.104	26.143	18.361	214.2
16	1'41.873	28.273	29.013	26.184	18.403	214.2
17	1'41.777	28.283	28.913	26.128	18.453	213.6
18	1'41.750	28.226	28.970	26.096	18.458	213.6

Lap	Lap Time	T1	T2	T3	T4	Speed
8th	10	Nicola CARRARO LEVELUP - MTA ITA				
		Runs=2	Total laps=9	Full laps=6	Valid laps=6	
1	2'36.017	32.279	30.138	27.893	18.966	
2	1'42.922	28.638	29.270	26.565	18.449	211.1
3	1'42.060	28.440	28.858	26.453	18.309	214.2
4	1'41.682	28.228	28.774	26.454	18.226	214.9
5	1'41.699	28.121	28.920	26.479	18.179	215.5
6	1'48.006 P	28.129	28.821	26.268	24.788	216.8
7	8'45.949	29.531	29.465	26.800	18.471	
8	1'41.960	28.262	28.924	26.493	18.281	213.0
9	1'41.616	28.215	28.845	26.391	18.165	213.6

Lap	Lap Time	T1	T2	T3	T4	Speed
9th	54	Riccardo ROSSI CIP Green Power ITA				
		Runs=2	Total laps=12	Full laps=8	Valid laps=8	
1	2'28.518	29.999	30.834	27.967	19.260	
2	1'45.245	29.256	29.646	27.307	19.036	211.7
3	1'43.793	28.773	29.286	27.004	18.730	213.0
4	1'43.325	28.619	29.288	26.736	18.682	213.6
5	1'42.686	28.448	29.023	26.702	18.513	213.6

Fastest Lap: David ALMANSA Kopron Rivacold Snip SPA **1'40.249** 27.761 28.526 25.940 18.022

These data/results cannot be reproduced, stored and/or transmitted in whole or in part by any manner of electronic, mechanical, photocopying, recording, broadcasting or otherwise now known or herein after developed without the previous express consent by the copyright owner, except for reproduction in daily press and regular printed publications on sale to the public within 60 days of the event related to those data/results and always provided that copyright symbol appears together as follows below.
© DORNA, 2024



4348 m.

Spielberg Moto2 & Moto3 Official Test

Session 4

Best Partial Times

Moto3™

IT Ideal Lap Time, sum of the best partial times*BT* Best Lap Time

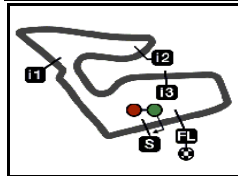
<i>T1</i>		<i>T2</i>		<i>T3</i>		<i>T4</i>				<i>IT</i>	<i>BT</i>	
<i>Pos</i>	<i>Rider</i>	<i>Time</i>	<i>Rider</i>	<i>Time</i>	<i>Rider</i>	<i>Time</i>	<i>Rider</i>	<i>Time</i>	<i>Pos</i>	<i>Rider</i>	<i>IT</i>	<i>BT</i>
1	D.ALMANSA	27.534	D.ALMANSA	28.526	D.ALMANSA	25.834	D.ALMANSA	17.981	1	D.ALMANSA	1'39.875	1'40.249 (1)
2	L.LUNETTA	27.677	T.FURUSATO	28.554	F.FARIOLI	25.928	T.FURUSATO	18.019	2	L.LUNETTA	1'40.254	1'40.735 (5)
3	F.FARIOLI	27.823	M.BERTELLE	28.588	L.LUNETTA	25.954	L.LUNETTA	18.033	3	F.FARIOLI	1'40.498	1'40.503 (2)
4	T.FURUSATO	27.910	L.LUNETTA	28.590	M.BERTELLE	26.017	M.BERTELLE	18.083	4	T.FURUSATO	1'40.530	1'40.608 (3)
5	M.BERTELLE	27.985	F.FARIOLI	28.591	S.NEPA	26.033	F.FARIOLI	18.156	5	M.BERTELLE	1'40.673	1'40.673 (4)
6	T.BUASRI	28.003	T.BUASRI	28.613	T.FURUSATO	26.047	N.CARRARO	18.165	6	T.BUASRI	1'41.149	1'41.149 (6)
7	S.NEPA	28.062	N.CARRARO	28.774	N.CARRARO	26.268	T.BUASRI	18.216	7	S.NEPA	1'41.286	1'41.312 (7)
8	N.CARRARO	28.121	R.ROSSI	28.859	T.BUASRI	26.317	S.NEPA	18.278	8	N.CARRARO	1'41.328	1'41.616 (8)
9	R.ROSSI	28.293	S.NEPA	28.913	R.ROSSI	26.617	R.ROSSI	18.475	9	R.ROSSI	1'42.244	1'42.244 (9)

These data/results cannot be reproduced, stored and/or transmitted in whole or in part by any manner of electronic, mechanical, photocopying, recording, broadcasting or otherwise now known or herein after developed without the previous express consent by the copyright owner, except for reproduction in daily press and regular printed publications on sale to the public within 60 days of the event related to those data/results and always provided that copyright symbol appears together as follows below.

© DORNA, 2024

Official MotoGP Timing by TISSOT
www.motogp.com






4348 m.

Spielberg Moto2 & Moto3 Official Test

Session 4

Fastest Laps Sequence

<i>Practice Time</i>	 <i>Rider</i>	<i>Nation</i>	<i>Motorcycle</i>	<i>Time</i>	<i>Km/h</i>	<i>Rider's Lap</i>
4'13.763	54 Riccardo ROSSI	ITA	KTM	1'45.245	148.7	2
4'18.939	10 Nicola CARRARO	ITA	KTM	1'42.922	152.0	2
4'22.828	7 Filippo FARIOLI	ITA	HONDA	1'41.923	153.5	2
4'24.697	58 Luca LUNETTA	ITA	HONDA	1'41.431	154.3	2
4'25.852	22 David ALMANSA	SPA	HONDA	1'41.283	154.5	2
6'05.852	58 Luca LUNETTA	ITA	HONDA	1'41.155	154.7	3
7'48.007	22 David ALMANSA	SPA	HONDA	1'40.983	155.0	4
11'10.899	58 Luca LUNETTA	ITA	HONDA	1'40.934	155.0	6
36'39.421	58 Luca LUNETTA	ITA	HONDA	1'40.838	155.2	11
36'55.761	72 Taiyo FURUSATO	JPN	HONDA	1'40.772	155.3	8
38'36.426	72 Taiyo FURUSATO	JPN	HONDA	1'40.665	155.4	9
40'17.034	72 Taiyo FURUSATO	JPN	HONDA	1'40.608	155.5	10
41'51.036	7 Filippo FARIOLI	ITA	HONDA	1'40.503	155.7	14
44'14.840	22 David ALMANSA	SPA	HONDA	1'40.249	156.1	13

These data/results cannot be reproduced, stored and/or transmitted in whole or in part by any manner of electronic, mechanical, photocopying, recording, broadcasting or otherwise now known or herein after developed without the previous express consent by the copyright owner, except for reproduction in daily press and regular printed publications on sale to the public within 60 days of the event related to those data/results and always provided that copyright symbol appears together as follows below.

© DORNA, 2024

Official MotoGP Timing by TISSOT
www.motogp.com



Spielberg, Monday, August 19, 2024