


4348 m.

Spielberg Moto2 & Moto3 Official Test

Session 3

Classification

10

	Rider	Nation	Team	Motorcycle	Time	Lap	Total	Gap	Top Speed
1	36 Angel PIQUERAS	SPA	Leopard Racing	HONDA	1'40.181	13	14		217.5
2	31 Adrian FERNANDEZ	SPA	Leopard Racing	HONDA	1'40.251	15	18	0.070	0.070 214.9
3	96 Daniel HOLGADO	SPA	Red Bull GASGAS Tech3	GASGAS	1'40.786	7	10	0.605	0.535 217.5
4	10 Nicola CARRARO	ITA	LEVELUP - MTA	KTM	1'40.789	13	19	0.608	0.003 216.8
5	22 David ALMANSA	SPA	Kopron Rivacold Snipers Team	HONDA	1'40.967	9	17	0.786	0.178 218.8
6	7 Filippo FARIOLI	ITA	SIC58 Squadra Corse	HONDA	1'40.998	13	16	0.817	0.031 214.2
7	5 Tatchakorn BUASRI	THA	Honda Team Asia	HONDA	1'41.017	3	7	0.836	0.019 218.8
8	58 Luca LUNETTA	ITA	SIC58 Squadra Corse	HONDA	1'41.142	8	11	0.961	0.125 216.2
9	82 Stefano NEPA	ITA	LEVELUP - MTA	KTM	1'41.167	6	7	0.986	0.025 214.9
10	18 Matteo BERTELLE	ITA	Kopron Rivacold Snipers Team	HONDA	1'41.255	8	13	1.074	0.088 215.5
11	12 Jacob ROULSTONE	AUS	Red Bull GASGAS Tech3	GASGAS	1'41.288	5	17	1.107	0.033 215.5
12	54 Riccardo ROSSI	ITA	CIP Green Power	KTM	1'41.327	10	15	1.146	0.039 216.8
13	72 Taiyo FURUSATO	JPN	Honda Team Asia	HONDA	1'41.429	10	12	1.248	0.102 215.5
14	55 Noah DETTWILER	SWI	CIP Green Power	KTM	1'42.547	10	11	2.366	1.118 214.9
Not classified									
	64 David MUÑOZ	SPA	BOE Motorsports	KTM					
	66 Joel KELSO	AUS	BOE Motorsports	KTM					

Practice condition: Dry

Air: 22°

Humidity: 66%

Ground: 28°

Fastest Lap:	Lap: 13	Angel PIQUERAS	1'40.181	156.2 Km/h
Best Race Lap:	2024	Tatsuki SUZUKI	1'40.092	156.3 Km/h
All-Time Lap Record:	2024	Joel KELSO	1'39.921	156.6 Km/h

The results are provisional until the end of the limit for protest and appeals.

Time limit for protest expires 60' after publication of the results - Time:

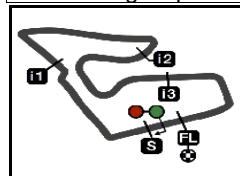
These data/results cannot be reproduced, stored and/or transmitted in whole or in part by any manner of electronic, mechanical, photocopying, recording, broadcasting or otherwise now known or herein after developed without the previous express consent by the copyright owner, except for reproduction in daily press and regular printed publications on sale to the public within 60 days of the event related to those data/results and always provided that copyright symbol appears together as follows below.

© DORNA, 2024

Official MotoGP Timing by TISSOT
www.motogp.com

Spielberg, Monday, August 19, 2024





4348 m.

Spielberg Moto2 & Moto3 Official Test Session 3

Combined Practice Times

11

	Rider	Nation	Team	MOTORCYCLE	FP1	FP2	FP3	Gap
1	36 A.PIQUERAS	SPA	Leopard Racing	HONDA	1'41.179	6 1'40.261	19 1'40.181	13
2	31 A.FERNANDEZ	SPA	Leopard Racing	HONDA	1'41.539	5 1'40.265	11 1'40.251	15 0.070 0.070
3	96 D.HOLGADO	SPA	Red Bull GASGAS Tech3	GASGAS	1'44.765	4 1'40.571	21 1'40.786	7 0.390 0.320
4	18 M.BERTELLE	ITA	Kopron Rivacold Snipers Team	HONDA	1'41.729	5 1'40.636	19 1'41.255	8 0.455 0.065
5	66 J.KELSO	AUS	BOE Motorsports	KTM	1'41.198	3 1'40.663	14	0.482 0.027
6	22 D.ALMANSA	SPA	Kopron Rivacold Snipers Team	HONDA	1'42.445	5 1'40.731	18 1'40.967	9 0.550 0.068
7	10 N.CARRARO	ITA	LEVELUP - MTA	KTM	1'42.209	5 1'41.150	14 1'40.789	13 0.608 0.058
8	64 D.MUÑOZ	SPA	BOE Motorsports	KTM	1'40.820	5 1'40.934	4	0.639 0.031
9	58 L.LUNETTA	ITA	SIC58 Squadra Corse	HONDA	1'42.860	5 1'40.826	18 1'41.142	8 0.645 0.006
10	12 J.ROULSTONE	AUS	Red Bull GASGAS Tech3	GASGAS	1'42.209	5 1'40.931	15 1'41.288	5 0.750 0.105
11	7 F.FARIOLI	ITA	SIC58 Squadra Corse	HONDA	1'42.354	5 1'41.301	7 1'40.998	13 0.817 0.067
12	5 T.BUASRI	THA	Honda Team Asia	HONDA	1'41.439	4 1'41.009	5 1'41.017	3 0.828 0.011
13	82 S.NEPA	ITA	LEVELUP - MTA	KTM	1'42.483	4 1'41.550	14 1'41.167	6 0.986 0.158
14	54 R.ROSSI	ITA	CIP Green Power	KTM	1'41.792	5 1'41.723	15 1'41.327	10 1.146 0.160
15	72 T.FURUSATO	JPN	Honda Team Asia	HONDA	1'41.647	4 1'41.441	9 1'41.429	10 1.248 0.102
16	55 N.DETTWILER	SWI	CIP Green Power	KTM	1'42.866	5 1'42.591	3 1'42.547	10 2.366 1.118

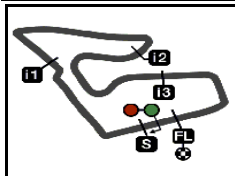
Pole Position Record:	2024	Ivan ORTOLA	1'40.057	156.4 Km/h
Best Race Lap:	2024	Tatsuki SUZUKI	1'40.092	156.3 Km/h
All-Time Lap Record:	2024	Joel KELSO	1'39.921	156.6 Km/h

The results are provisional until the end of the limit for protest and appeals.

Time limit for protest expires 60' after publication of the results - Time:

These data/results cannot be reproduced, stored and/or transmitted in whole or in part by any manner of electronic, mechanical, photocopying, recording, broadcasting or otherwise now known or herein after developed without the previous express consent by the copyright owner, except for reproduction in daily press and regular printed publications on sale to the public within 60 days of the event related to those data/results and always provided that copyright symbol appears together as follows below.

© DORNA, 2024



4348 m.

Spielberg Moto2 & Moto3 Official Test

Session 3

Top Speed & Average

12



Rider	Nation	Motorcycle	Top 5 speeds					Average	Top
5 Tatchakorn BUASRI	THA	HONDA	218.8	216.8	216.2	216.2	215.5	216.7	218.8
22 David ALMANSA	SPA	HONDA	218.8	215.5	215.5	215.5	215.5	216.2	218.8
36 Angel PIQUERAS	SPA	HONDA	217.5	216.8	216.8	216.8	216.2	216.7	217.5
96 Daniel HOLGADO	SPA	GASGAS	217.5	216.2	216.2	215.5	215.5	216.1	217.5
10 Nicola CARRARO	ITA	KTM	216.8	216.8	216.8	216.2	216.2	216.5	216.8
54 Riccardo ROSSI	ITA	KTM	216.8	215.5	214.9	214.9	214.9	215.4	216.8
58 Luca LUNETTA	ITA	HONDA	216.2	214.9	214.2	214.2	214.2	214.7	216.2
12 Jacob ROULSTONE	AUS	GASGAS	215.5	214.9	214.2	214.2	214.2	214.6	215.5
18 Matteo BERTELLE	ITA	HONDA	215.5	214.9	214.9	214.2	213.6	214.2	215.5
72 Taiyo FURUSATO	JPN	HONDA	215.5	215.5	214.9	214.9	214.9	215.1	215.5
31 Adrian FERNANDEZ	SPA	HONDA	214.9	214.9	214.9	214.9	214.2	214.5	214.9
55 Noah DETTWILER	SWI	KTM	214.9	214.2	214.2	213.6	212.3	213.6	214.9
82 Stefano NEPA	ITA	KTM	214.9	214.9	214.2	214.2	214.2	214.4	214.9
7 Filippo FARIOLI	ITA	HONDA	214.2	214.2	213.6	213.6	213.0	213.7	214.2

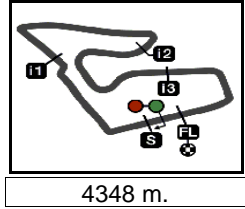
These data/results cannot be reproduced, stored and/or transmitted in whole or in part by any manner of electronic, mechanical, photocopying, recording, broadcasting or otherwise now known or herein after developed without the previous express consent by the copyright owner, except for reproduction in daily press and regular printed publications on sale to the public within 60 days of the event related to those data/results and always provided that copyright symbol appears together as follows below.

© DORNA, 2024

Official MotoGP Timing by TISSOT
www.motogp.com



Spielberg, Monday, August 19, 2024



Spielberg Moto2 & Moto3 Official Test
Session 3
Chronological Analysis of Performances

13

* Lap / Sector time cancelled T1 Time from finish line to 1st intermediate T3 Time from 2nd intermed. to 3rd intermed.
P Crossing the finish line in pit lane T2 Time from 1st intermed. to 2nd intermed. T4 Time from 3rd intermediate to finish line

Lap	Lap Time	T1	T2	T3	T4	Speed	Lap	Lap Time	T1	T2	T3	T4	Speed	
1st	36	Angel PIQUERAS Leopard Racing SPA						7	1'40.786	27.938	28.622	26.108	18.118	216.2
		Runs=2 Total laps=14 Full laps=10 Valid laps=10						8	1'51.308 P	29.800	31.082	28.471	21.955	215.5
1	4'42.432	33.005	29.998	27.028	18.665		9	17'21.830	28.631	29.843	26.969	19.255		
2	1'42.477	28.518	28.972	26.488	18.499	213.6	10	1'47.318 P	28.503	29.039	27.779	21.997	212.3	
3	1'41.477	28.118	28.770	26.326	18.263	214.9								
4	1'41.090	28.009	28.722	26.232	18.127	216.2								
5	1'44.857	28.802	30.351	27.129	18.575	216.8								
6	1'41.440	28.109	28.713	26.243	18.375	215.5								
7	1'40.862	27.876	28.589	26.227	18.170	215.5								
8	1'49.603 P	28.280	30.371	28.142	22.810	214.9								
9	6'46.236	27.586	30.068	26.971	18.349									
10	1'41.209	28.122	28.686	26.299	18.102	214.9								
11	1'40.553	27.892	28.500	26.105	18.056	216.2								
12	1'40.368	27.805	28.462	26.124	17.977	216.8								
13	1'40.181	27.727	28.462	26.072	17.920	216.8								
14	1'51.018 P	30.249	30.020	27.302	23.447	217.5								
2nd	31	Adrian FERNANDEZ Leopard Racing SPA												
		Runs=3 Total laps=18 Full laps=12 Valid laps=12												
1	3'13.899	32.571	29.767	26.592	18.369									
2	1'41.543	28.169	28.923	26.208	18.243	213.6								
3	1'41.554	28.211	28.879	26.275	18.189	213.0								
4	1'41.108	28.049	28.745	26.172	18.142	214.2								
5	1'41.008	28.018	28.719	26.163	18.108	214.9								
6	1'46.132 P	28.529	29.095	26.571	21.937	214.9								
7	4'38.582	32.511	30.255	26.678	18.316									
8	1'40.549	28.042	28.563	25.974	17.970	214.2								
9	1'40.406	27.960	28.515	25.962	17.969	214.9								
10	1'40.472	27.827	28.646	25.982	18.017	214.2								
11	1'40.857	28.092	28.767	25.931	18.067	214.2								
12	1'40.847	27.980	28.672	26.097	18.098	214.2								
13	1'44.442 P	28.058	28.636	26.028	21.720	214.2								
14	8'09.607	31.818	29.131	26.253	18.081									
15	1'40.251	27.864	28.443	25.918	18.026	214.9								
16	1'40.375	27.688	28.466	25.890	18.331	214.2								
17	1'40.997	27.835	28.602	25.919	18.641	211.7								
18	2'00.836 P	34.253	33.321	29.241	24.021	195.6								
3rd	96	Daniel HOLGADO Red Bull GASGAS Te SPA												
		Runs=2 Total laps=10 Full laps=6 Valid laps=6												
1	2'47.780	32.872	30.185	26.887	18.837									
2	1'41.186	28.096	28.728	26.017	18.345	217.5								
3	1'41.034	28.097	28.735	26.030	18.172	216.2								
4	1'41.170	28.038	28.731	26.146	18.255	214.9								
5	1'40.957	28.008	28.646	26.139	18.164	215.5								
6	1'41.096	28.065	28.699	26.150	18.182	215.5								
4th	10	Nicola CARRARO LEVELUP - MTA ITA												
		Runs=3 Total laps=19 Full laps=14 Valid laps=14												
1	2'15.946	28.116	29.534	26.875	18.397									
2	1'42.680	28.510	29.240	26.585	18.345	216.2								
3	1'41.967	28.227	28.997	26.477	18.266	215.5								
4	1'42.079	28.164	29.068	26.564	18.283	214.9								
5	1'41.908	28.207	28.977	26.406	18.318	216.2								
6	1'41.988	28.300	29.004	26.464	18.220	215.5								
7	1'41.678	28.172	28.849	26.428	18.229	214.9								
8	1'48.967 P	28.373	29.959	26.507	24.128	214.2								
9	6'30.903	33.454	29.308	26.582	18.282									
10	1'41.431	28.208	28.768	26.347	18.108	214.9								
11	1'41.406	28.124	28.832	26.360	18.090	216.2								
12	1'41.108	28.057	28.748	26.250	18.053	216.8								
13	1'40.789	27.970	28.613	26.215	17.991	216.8								
14	1'43.451	28.664	29.765	26.760	18.262	216.8								
15	1'41.043	28.084	28.722	26.205	18.032	215.5								
16	1'41.254	27.969	28.716	26.336	18.233	215.5								
17	1'56.152 P	31.903	33.054	27.491	23.704	214.2								
18	19'15.796	32.623	29.878	27.100	18.641									
19	1'42.382	28.356	28.942	26.640	18.444	213.0								
5th	22	David ALMANSA Kopron Rivacold Snip SPA												
		Runs=2 Total laps=17 Full laps=13 Valid laps=13												
1	2'47.969	35.625	31.626	28.521	19.926									
2	1'44.987	28.307	31.491	26.617	18.572	218.8								
3	1'42.398	28.584	29.068	26.332	18.414	214.9								
4	1'42.459	28.443	29.118	26.474	18.424	214.2								
5	1'42.181	28.305	28.897	26.306	18.673	215.5								
6	1'45.985 P	28.560	29.046	26.419	21.960	211.7								
7	6'39.756	33.293	29.433	26.149	18.227									
8	1'41.354	28.269	28.827	26.022	18.236	214.9								
9	1'40.967	28.054	28.763	26.105	18.045	214.9								
10	1'40.972	28.032	28.687	26.049	18.204	214.9								
11	1'41.127	28.091	28.730	26.097	18.209	214.9								
12	1'41.135	28.217	28.650	26.025	18.243	215.5								
13	1'41.139	28.073	28.769	26.133	18.164	215.5								
14	1'40.997	27.941	28.739	26.127	18.190	215.5								
15	1'41.170	27.992	28.702	26.176	18.300	214.2								
16	1'41.342	28.071	28.831	26.161	18.279	213.6								
17	1'48.772 P	29.309	30.060	27.433	21.970	213.6								

Fastest Lap: Angel PIQUERAS Leopard Racing SPA 1'40.181 27.727 28.462 26.072 17.920

These data/results cannot be reproduced, stored and/or transmitted in whole or in part by any manner of electronic, mechanical, photocopying, recording, broadcasting or otherwise now known or herein after developed without the previous express consent by the copyright owner, except for reproduction in daily press and regular printed publications on sale to the public within 60 days of the event related to those data/results and always provided that copyright symbol appears together as follows below.
© DORNA, 2024



Session 3

Moto3

Lap	Lap Time	T1	T2	T3	T4	Speed	Lap	Lap Time	T1	T2	T3	T4	Speed	
6th	7	Filippo FARIOLI SIC58 Squadra Corse ITA						2	1'42.168	28.345	28.971	26.342	18.510	214.9
		Runs=3	Total laps=16	Full laps=11	Valid laps=11		3	1'41.860	28.399	28.897	26.174	18.390	213.6	
1	2'12.571	31.125	29.346	26.558	18.477		4	1'41.710	28.253	28.948	26.136	18.373	214.9	
2	1'42.182	28.356	28.977	26.375	18.474	214.2	5	1'49.515 P	28.214	29.038	27.116	25.147	215.5	
3	1'42.025	28.293	28.926	26.398	18.408	212.3	6	6'18.837	30.674	29.533	26.635	18.524		
4	1'42.066	28.303	28.963	26.311	18.489	211.7	7	1'41.421	28.202	28.764	26.143	18.312	213.6	
5	1'41.778	28.298	28.889	26.239	18.352	212.3	8	1'41.255	28.096	28.793	26.123	18.243	213.6	
6	1'41.783	28.200	28.919	26.294	18.370	212.3	9	1'45.313	29.280	30.426	26.922	18.685	213.0	
7	1'46.764	28.477	33.785	26.232	18.270	208.6	10	1'41.840	28.229	28.873	26.341	18.397	214.2	
8	1'41.772	28.162	28.980	26.263	18.367	213.6	11	1'45.846 P	28.212	28.843	26.355	22.436	213.6	
9	1'41.491	28.150	28.820	26.267	18.254	211.7	12	10'37.996	31.372	30.208	27.482	18.829		
10	1'47.287 P	28.261	30.707	27.909	20.410	211.1	13	1'46.536 P	28.640	29.091	26.491	22.314	213.0	
11	7'23.114	32.339	29.247	26.346	18.541									
12	1'41.175	28.172	28.783	26.061	18.159	211.7								
13	1'40.998	27.967	28.724	26.144	18.163	213.6								
14	1'46.310	30.204	31.670	26.178	18.258	213.0								
15	1'46.842 P	28.062	29.387	27.916	21.477	214.2								
16	7'17.870 P	33.255	30.328	28.667	25.500									
7th	5	Tatchakorn BUASRI Honda Team Asia THA												
		Runs=1	Total laps=7	Full laps=5	Valid laps=5									
1	6'25.017	31.621	29.658	27.264	19.481									
2	1'41.579	28.150	28.924	26.231	18.274	216.2								
3	1'41.017	28.028	28.735	26.082	18.172	216.8								
4	1'41.344	28.078	28.674	26.283	18.309	218.8								
5	1'41.645	28.113	28.724	26.408	18.400	216.2								
6	1'41.483	28.150	28.632	26.391	18.310	215.5								
7	2'02.868 P	33.305	34.289	29.430	25.844	213.0								
8th	58	Luca LUNETTA SIC58 Squadra Corse ITA												
		Runs=3	Total laps=11	Full laps=6	Valid laps=6									
1	2'11.672	30.611	30.283	26.953	18.733									
2	1'44.068	28.597	29.277	27.323	18.871	213.6								
3	1'42.693	28.369	29.064	26.464	18.796	214.2								
4	1'50.015 P	28.728	31.265	27.413	22.609	216.2								
5	14'52.636	32.114	29.442	26.804	18.407									
6	1'41.812	28.285	28.959	26.334	18.234	213.6								
7	1'41.394	28.178	28.959	26.100	18.157	214.2								
8	1'41.142	28.086	28.774	26.047	18.235	214.9								
9	1'41.522	28.223	28.785	26.204	18.310	213.6								
10	1'50.960 P	28.607	32.339	27.719	22.295	214.2								
11	7'11.303 P	25.638	29.204	27.622	21.078									
9th	82	Stefano NEPA LEVELUP - MTA ITA												
		Runs=1	Total laps=7	Full laps=5	Valid laps=5									
1	29'29.301	31.507	30.872	28.650	18.661									
2	1'41.959	28.302	29.188	26.199	18.270	214.9								
3	1'41.991	28.236	29.184	26.294	18.277	214.9								
4	1'41.625	28.170	29.013	26.167	18.275	214.2								
5	1'41.274	28.039	28.858	26.126	18.251	214.2								
6	1'41.167	28.098	28.870	26.057	18.142	214.2								
7	1'43.049 P	28.171	28.961	26.139	19.778	214.2								
10th	18	Matteo BERTELLE Kopron Rivacold Snip ITA												
		Runs=3	Total laps=13	Full laps=7	Valid laps=7									
1	2'46.797	35.424	29.943	26.648	18.606									
11th	12	Jacob ROULSTONE Red Bull GASGAS Te AUS												
		Runs=3	Total laps=17	Full laps=11	Valid laps=11									
1	2'14.306	29.967	30.047	26.654	18.444									
2	1'42.189	28.317	29.346	26.230	18.296	213.0								
3	1'41.825	28.231	29.063	25.953	18.578	214.2								
4	1'41.412	28.217	28.951	26.055	18.189	213.6								
5	1'41.288	28.098	28.987	26.080	18.123	214.9								
6	1'41.373	28.157	28.926	26.012	18.278	215.5								
7	1'44.027 P	28.267	29.349	26.899	19.512	214.2								
8	6'29.132	30.445	30.876	27.361	18.428									
9	1'42.163	28.394	29.347	26.159	18.263	211.7								
10	1'41.853	28.279	29.056	26.136	18.382	212.3								
11	1'41.821	28.196	29.049	26.262	18.314	213.0								
12	1'41.506	28.120	29.111	26.155	18.120	213.6								
13	1'43.637 P	28.290	29.095	27.335	18.917	214.2								
14	6'40.250	35.734	30.464	27.440	18.379									
15	1'42.470	27.791	29.662	26.622	18.395	212.3								
16	1'43.155	28.310	29.153	26.997	18.695	212.3								
17	1'46.880 P	28.285	29.112	27.005	22.478	212.3								
12th	54	Riccardo ROSSI CIP Green Power ITA												
		Runs=2	Total laps=15	Full laps=11	Valid laps=11									
1	2'44.470	33.114	30.680	27.108	18.718									
2	1'43.220	28.464	29.368	26.734	18.654	213.6								
3	1'42.566	28.513	29.039	26.564	18.450	212.3								
4	1'41.453	28.118	28.804	26.260	18.271	215.5								
5	1'45.918	28.056	30.620	27.141	20.101	214.9								
6	1'42.600	28.431	29.187	26.531	18.451	213.0								
7	1'42.026	28.204	28.897	26.527	18.398	212.3								
8	2'00.799 P	33.490	33.857	28.883	24.569	212.3								
9	10'23.485	29.608	29.645	26.723	18.410									
10	1'41.327	28.039	28.760	26.211	18.317	216.8								
11	1'41.608	28.163	28.697	26.395	18.353	214.2								
12	1'41.345	28.055	28.669	26.332	18.289	214.9								
13	1'48.079	30.124	30.965	27.412	19.578	213.0								
14	1'49.085	29.838	32.564	27.807	18.876	213.0								
15	1'51.649 P	28.458	31.048	27.992	24.151	214.9								
13th	72	Taiyo FURUSATO Honda Team Asia JPN												
		Runs=2	Total laps=12	Full laps=8	Valid laps=8									
1	2'57.304	31.738	29.484	26.559	18.467									
2	1'42.101	28.428	28.983	26.354	18.336	215.5								
3	1'41.864	28.240	29.030	26.275	18.319	214.9								

Fastest Lap: Angel PIQUERAS Leopard Racing SPA **1'40.181** 27.727 28.462 26.072 17.920

These data/results cannot be reproduced, stored and/or transmitted in whole or in part by any manner of electronic, mechanical, photocopying, recording, broadcasting or otherwise now known or herein after developed without the previous express consent by the copyright owner, except for reproduction in daily press and regular printed publications on sale to the public within 60 days of the event related to those data/results and always provided that copyright symbol appears together as follows below.
© DORNA, 2024

Session 3

Moto3

Lap	Lap Time	T1	T2	T3	T4	Speed	Lap	Lap Time	T1	T2	T3	T4	Speed
4	1'41.599	28.165	28.872	26.209	18.353	214.9							
5	1'41.626	28.217	28.915	26.272	18.222	215.5							
6	1'53.376 P	29.863	31.723	27.037	24.753	207.4							
7	11'45.829	30.173	29.362	26.532	18.328								
8	1'42.130	28.419	29.111	26.306	18.294	213.0							
9	1'41.628	28.238	28.824	26.268	18.298	213.6							
10	1'41.429	28.174	28.805	26.239	18.211	213.6							
11	1'41.592	28.179	28.816	26.346	18.251	214.9							
12	1'52.590 P	29.645	30.622	27.633	24.690	207.4							

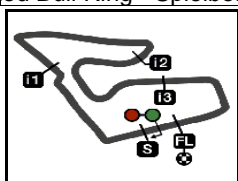
14th 55 Noah DETTWILER CIP Green Power SWI
 Runs=2 Total laps=11 Full laps=7 Valid laps=7

1	2'44.704	32.920	30.781	27.042	18.828								
2	1'43.153	28.605	29.313	26.590	18.645	214.2							
3	1'43.957	28.804	29.918	26.611	18.624	214.9							
4	1'43.593	28.659	29.338	26.651	18.945	212.3							
5	1'45.062	29.178	30.883	26.443	18.558	212.3							
6	1'42.625	28.503	29.135	26.377	18.610	213.6							
7	1'45.218 P	28.953	29.866	27.483	18.916	210.5							
8	12'16.300	29.087	29.836	26.842	18.643								
9	1'43.256	28.573	29.206	26.756	18.721	211.7							
10	1'42.547	28.487	29.039	26.544	18.477	211.7							
11	1'43.379 P	28.430	29.110	27.175	18.664	214.2							

Fastest Lap: Angel PIQUERAS Leopard Racing SPA **1'40.181** 27.727 28.462 26.072 17.920

These data/results cannot be reproduced, stored and/or transmitted in whole or in part by any manner of electronic, mechanical, photocopying, recording, broadcasting or otherwise now known or herein after developed without the previous express consent by the copyright owner, except for reproduction in daily press and regular printed publications on sale to the public within 60 days of the event related to those data/results and always provided that copyright symbol appears together as follows below.
 © DORNA, 2024





4348 m.

Spielberg Moto2 & Moto3 Official Test

Session 3

Best Partial Times

Moto3™

IT Ideal Lap Time, sum of the best partial times*BT* Best Lap Time

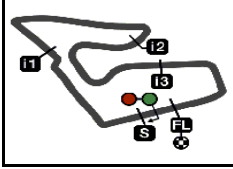
<i>T1</i>		<i>T2</i>		<i>T3</i>		<i>T4</i>				<i>IT</i>	<i>BT</i>	
<i>Pos</i>	<i>Rider</i>	<i>Time</i>	<i>Rider</i>	<i>Time</i>	<i>Rider</i>	<i>Time</i>	<i>Rider</i>	<i>Time</i>	<i>Pos</i>	<i>Rider</i>	<i>IT</i>	<i>BT</i>
1	A.FERNANDEZ	27.688	A.FERNANDEZ	28.443	A.FERNANDEZ	25.890	A.PIQUERAS	17.920	1	A.FERNANDEZ	1'39.990	1'40.251 (2)
2	A.PIQUERAS	27.727	A.PIQUERAS	28.462	J.ROULSTONE	25.953	A.FERNANDEZ	17.969	2	A.PIQUERAS	1'40.181	1'40.181 (1)
3	J.ROULSTONE	27.791	N.CARRARO	28.613	D.HOLGADO	26.017	N.CARRARO	17.991	3	D.ALMANSA	1'40.658	1'40.967 (5)
4	D.HOLGADO	27.938	D.HOLGADO	28.622	D.ALMANSA	26.022	D.ALMANSA	18.045	4	D.HOLGADO	1'40.695	1'40.786 (3)
5	D.ALMANSA	27.941	T.BUASRI	28.632	L.LUNETTA	26.047	D.HOLGADO	18.118	5	N.CARRARO	1'40.778	1'40.789 (4)
6	F.FARIOLI	27.967	D.ALMANSA	28.650	S.NEPA	26.057	J.ROULSTONE	18.120	6	J.ROULSTONE	1'40.790	1'41.288 (11)
7	N.CARRARO	27.969	R.ROSSI	28.669	F.FARIOLI	26.061	S.NEPA	18.142	7	F.FARIOLI	1'40.911	1'40.998 (6)
8	T.BUASRI	28.028	F.FARIOLI	28.724	A.PIQUERAS	26.072	L.LUNETTA	18.157	8	T.BUASRI	1'40.914	1'41.017 (7)
9	R.ROSSI	28.039	M.BERTELLE	28.764	T.BUASRI	26.082	F.FARIOLI	18.159	9	L.LUNETTA	1'41.064	1'41.142 (8)
10	S.NEPA	28.039	L.LUNETTA	28.774	M.BERTELLE	26.123	T.BUASRI	18.172	10	S.NEPA	1'41.096	1'41.167 (9)
11	L.LUNETTA	28.086	T.FURUSATO	28.805	N.CARRARO	26.205	T.FURUSATO	18.211	11	R.ROSSI	1'41.190	1'41.327 (12)
12	M.BERTELLE	28.096	S.NEPA	28.858	T.FURUSATO	26.209	M.BERTELLE	18.243	12	M.BERTELLE	1'41.226	1'41.255 (10)
13	T.FURUSATO	28.165	J.ROULSTONE	28.926	R.ROSSI	26.211	R.ROSSI	18.271	13	T.FURUSATO	1'41.390	1'41.429 (13)
14	N.DETTWILER	28.430	N.DETTWILER	29.039	N.DETTWILER	26.377	N.DETTWILER	18.477	14	N.DETTWILER	1'42.323	1'42.547 (14)

These data/results cannot be reproduced, stored and/or transmitted in whole or in part by any manner of electronic, mechanical, photocopying, recording, broadcasting or otherwise now known or herein after developed without the previous express consent by the copyright owner, except for reproduction in daily press and regular printed publications on sale to the public within 60 days of the event related to those data/results and always provided that copyright symbol appears together as follows below.

© DORNA, 2024

Official MotoGP Timing by TISSOT
www.motogp.com






4348 m.

Spielberg Moto2 & Moto3 Official Test

Session 3

Fastest Laps Sequence

<i>Practice Time</i>	 <i>Rider</i>	<i>Nation</i>	<i>Motorcycle</i>	<i>Time</i>	<i>Km/h</i>	<i>Rider's Lap</i>
3'54.753	7 Filippo FARIOLI	ITA	HONDA	1'42.182	153.1	2
4'28.965	18 Matteo BERTELLE	ITA	HONDA	1'42.168	153.2	2
4'28.966	96 Daniel HOLGADO	SPA	GASGAS	1'41.186	154.6	2
6'10.000	96 Daniel HOLGADO	SPA	GASGAS	1'41.034	154.9	3
9'32.127	96 Daniel HOLGADO	SPA	GASGAS	1'40.957	155.0	5
12'54.009	96 Daniel HOLGADO	SPA	GASGAS	1'40.786	155.3	7
18'04.375	31 Adrian FERNANDEZ	SPA	HONDA	1'40.549	155.6	8
19'44.781	31 Adrian FERNANDEZ	SPA	HONDA	1'40.406	155.8	9
28'32.604	36 Angel PIQUERAS	SPA	HONDA	1'40.368	155.9	12
30'12.785	36 Angel PIQUERAS	SPA	HONDA	1'40.181	156.2	13

These data/results cannot be reproduced, stored and/or transmitted in whole or in part by any manner of electronic, mechanical, photocopying, recording, broadcasting or otherwise now known or herein after developed without the previous express consent by the copyright owner, except for reproduction in daily press and regular printed publications on sale to the public within 60 days of the event related to those data/results and always provided that copyright symbol appears together as follows below.

© DORNA, 2024