


4348 m.

Spielberg Moto2 & Moto3 Official Test Session 2 Combined Practice Times

11

	Rider	Nation	Team	MOTORCYCLE	FP1	FP2	Gap
1	36 A.PIQUERAS	SPA	Leopard Racing	HONDA	1'41.179	6 1'40.261	19
2	31 A.FERNANDEZ	SPA	Leopard Racing	HONDA	1'41.539	5 1'40.265	11 0.004 0.004
3	96 D.HOLGADO	SPA	Red Bull GASGAS Tech3	GASGAS	1'44.765	4 1'40.571	21 0.310 0.306
4	18 M.BERTELLE	ITA	Kopron Rivacold Snipers Team	HONDA	1'41.729	5 1'40.636	19 0.375 0.065
5	66 J.KELSO	AUS	BOE Motorsports	KTM	1'41.198	3 1'40.663	14 0.402 0.027
6	22 D.ALMANSA	SPA	Kopron Rivacold Snipers Team	HONDA	1'42.445	5 1'40.731	18 0.470 0.068
7	64 D.MUÑOZ	SPA	BOE Motorsports	KTM	1'40.820	5 1'40.934	4 0.559 0.089
8	58 L.LUNETTA	ITA	SIC58 Squadra Corse	HONDA	1'42.860	5 1'40.826	18 0.565 0.006
9	12 J.ROULSTONE	AUS	Red Bull GASGAS Tech3	GASGAS	1'42.209	5 1'40.931	15 0.670 0.105
10	5 T.BUASRI	THA	Honda Team Asia	HONDA	1'41.439	4 1'41.009	5 0.748 0.078
11	10 N.CARRARO	ITA	LEVELUP - MTA	KTM	1'42.209	5 1'41.150	14 0.889 0.141
12	7 F.FARIOLI	ITA	SIC58 Squadra Corse	HONDA	1'42.354	5 1'41.301	7 1.040 0.151
13	72 T.FURUSATO	JPN	Honda Team Asia	HONDA	1'41.647	4 1'41.441	9 1.180 0.140
14	82 S.NEPA	ITA	LEVELUP - MTA	KTM	1'42.483	4 1'41.550	14 1.289 0.109
15	54 R.ROSSI	ITA	CIP Green Power	KTM	1'41.792	5 1'41.723	15 1.462 0.173
16	55 N.DETTWILER	SWI	CIP Green Power	KTM	1'42.866	5 1'42.591	3 2.330 0.868

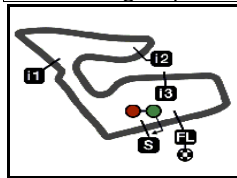
Pole Position Record:	2024	Ivan ORTOLA	1'40.057	156.4 Km/h
Best Race Lap:	2024	Tatsuki SUZUKI	1'40.092	156.3 Km/h
All Time Lap Record:	2024	Joel KELSO	1'39.921	156.6 Km/h

The results are provisional until the end of the limit for protest and appeals.

Time limit for protest expires 60' after publication of the results - Time:

These data/results cannot be reproduced, stored and/or transmitted in whole or in part by any manner of electronic, mechanical, photocopying, recording, broadcasting or otherwise now known or herein after developed without the previous express consent by the copyright owner, except for reproduction in daily press and regular printed publications on sale to the public within 60 days of the event related to those data/results and always provided that copyright symbol appears together as follows below.

© DORNA, 2024




4348 m.

Spielberg Moto2 & Moto3 Official Test

Session 2

Classification

6

	Rider	Nation	Team	Motorcycle	Time	Lap	Total	Gap	Top Speed
1	36 Angel PIQUERAS	SPA	Leopard Racing	HONDA	1'40.261	19	20		219.5
2	31 Adrian FERNANDEZ	SPA	Leopard Racing	HONDA	1'40.265	11	22	0.004 0.004	214.9
3	96 Daniel HOLGADO	SPA	Red Bull GASGAS Tech3	GASGAS	1'40.571	21	21	0.310 0.306	217.5
4	18 Matteo BERTELLE	ITA	Kopron Rivacold Snipers Team	HONDA	1'40.636	19	19	0.375 0.065	215.5
5	66 Joel KELSO	AUS	BOE Motorsports	KTM	1'40.663	14	20	0.402 0.027	213.6
6	22 David ALMANSA	SPA	Kopron Rivacold Snipers Team	HONDA	1'40.731	18	19	0.470 0.068	220.1
7	58 Luca LUNETTA	ITA	SIC58 Squadra Corse	HONDA	1'40.826	18	19	0.565 0.095	216.8
8	12 Jacob ROULSTONE	AUS	Red Bull GASGAS Tech3	GASGAS	1'40.931	15	21	0.670 0.105	213.0
9	64 David MUÑOZ	SPA	BOE Motorsports	KTM	1'40.934	4	13	0.673 0.003	218.8
10	5 Tatchakorn BUASRI	THA	Honda Team Asia	HONDA	1'41.009	5	20	0.748 0.075	216.2
11	10 Nicola CARRARO	ITA	LEVELUP - MTA	KTM	1'41.150	14	19	0.889 0.141	214.9
12	7 Filippo FARIOLI	ITA	SIC58 Squadra Corse	HONDA	1'41.301	7	17	1.040 0.151	216.2
13	72 Taiyo FURUSATO	JPN	Honda Team Asia	HONDA	1'41.441	9	18	1.180 0.140	213.0
14	82 Stefano NEPA	ITA	LEVELUP - MTA	KTM	1'41.550	14	15	1.289 0.109	214.9
15	54 Riccardo ROSSI	ITA	CIP Green Power	KTM	1'41.723	15	16	1.462 0.173	213.6
16	55 Noah DETTWILER	SWI	CIP Green Power	KTM	1'42.591	3	5	2.330 0.868	212.3

Practice condition: Dry

Air: 23°

Humidity: 62%

Ground: 28°

Fastest Lap:	Lap: 19	Angel PIQUERAS	1'40.261	156.1 Km/h
Best Race Lap:	2024	Tatsuki SUZUKI	1'40.092	156.3 Km/h
All-Time Lap Record:	2024	Joel KELSO	1'39.921	156.6 Km/h

The results are provisional until the end of the limit for protest and appeals.

Time limit for protest expires 60' after publication of the results - Time:

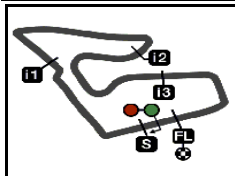
These data/results cannot be reproduced, stored and/or transmitted in whole or in part by any manner of electronic, mechanical, photocopying, recording, broadcasting or otherwise now known or herein after developed without the previous express consent by the copyright owner, except for reproduction in daily press and regular printed publications on sale to the public within 60 days of the event related to those data/results and always provided that copyright symbol appears together as follows below.

© DORNA, 2024

Official MotoGP Timing by TISSOT
www.motogp.com

Spielberg, Monday, August 19, 2024





4348 m.

Spielberg Moto2 & Moto3 Official Test

Session 2

Top Speed & Average

8



Rider	Nation	Motorcycle	Top 5 speeds					Average	Top
22 David ALMANSA	SPA	HONDA	220.1	218.8	218.1	217.5	217.5	218.3	220.1
36 Angel PIQUERAS	SPA	HONDA	219.5	216.8	216.2	216.2	216.2	217.0	219.5
64 David MUÑOZ	SPA	KTM	218.8	216.8	216.8	216.2	213.6	216.4	218.8
96 Daniel HOLGADO	SPA	GASGAS	217.5	216.8	214.9	214.2	213.6	214.6	217.5
58 Luca LUNETTA	ITA	HONDA	216.8	214.2	214.2	213.0	213.0	214.0	216.8
5 Tatchakorn BUASRI	THA	HONDA	216.2	216.2	215.5	215.5	214.9	215.4	216.2
7 Filippo FARIOLI	ITA	HONDA	216.2	215.5	212.3	211.7	211.1	212.5	216.2
18 Matteo BERTELLE	ITA	HONDA	215.5	215.5	215.5	214.9	214.2	214.9	215.5
10 Nicola CARRARO	ITA	KTM	214.9	213.6	213.6	213.6	213.6	213.8	214.9
31 Adrian FERNANDEZ	SPA	HONDA	214.9	213.6	213.6	213.0	213.0	213.3	214.9
82 Stefano NEPA	ITA	KTM	214.9	213.6	213.0	213.0	211.7	212.7	214.9
54 Riccardo ROSSI	ITA	KTM	213.6	213.6	213.0	213.0	211.1	212.2	213.6
66 Joel KELSO	AUS	KTM	213.6	213.0	213.0	212.3	212.3	212.8	213.6
12 Jacob ROULSTONE	AUS	GASGAS	213.0	213.0	213.0	211.7	211.7	212.2	213.0
72 Taiyo FURUSATO	JPN	HONDA	213.0	213.0	212.3	212.3	212.3	212.6	213.0
55 Noah DETTWILER	SWI	KTM	212.3	210.5	210.5			211.1	212.3

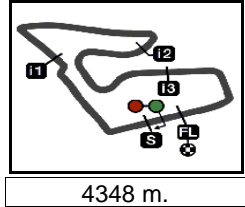
These data/results cannot be reproduced, stored and/or transmitted in whole or in part by any manner of electronic, mechanical, photocopying, recording, broadcasting or otherwise now known or herein after developed without the previous express consent by the copyright owner, except for reproduction in daily press and regular printed publications on sale to the public within 60 days of the event related to those data/results and always provided that copyright symbol appears together as follows below.

© DORNA, 2024

Official MotoGP Timing by TISSOT
www.motogp.com



Spielberg, Monday, August 19, 2024



**Spielberg Moto2 & Moto3 Official Test
Session 2**

Chronological Analysis of Performances

9

* Lap / Sector time cancelled T1 Time from finish line to 1st intermediate T3 Time from 2nd intermed. to 3rd intermed.
P Crossing the finish line in pit lane T2 Time from 1st intermed. to 2nd intermed. T4 Time from 3rd intermediate to finish line

Lap	Lap Time	T1	T2	T3	T4	Speed	Lap	Lap Time	T1	T2	T3	T4	Speed
1st 36 Angel PIQUERAS Leopard Racing SPA Runs=3 Total laps=20 Full laps=15 Valid laps=15							3rd 96 Daniel HOLGADO Red Bull GASGAS Te SPA Runs=3 Total laps=21 Full laps=16 Valid laps=16						
1	6'33.372	29.415	30.448	27.340	18.882		1	2'34.768	31.862	29.846	26.711	18.822	
2	1'44.225	30.092	28.932	26.692	18.509	211.1	2	1'41.910	28.573	28.937	26.104	18.296	212.3
3	1'41.685	28.288	28.758	26.363	18.276	213.0	3	1'41.087	28.285	28.637	26.037	18.128	214.9
4	1'41.329	28.211	28.588	26.283	18.247	214.2	4	1'41.027	28.150	28.692	25.940	18.245	216.8
5	1'43.133	28.033	29.606	26.686	18.808	213.6	5	1'40.809	28.033	28.612	26.019	18.145	217.5
6	1'43.365 P	28.026	28.647	27.445	19.247	213.6	6	1'44.199	28.197	30.434	27.169	18.399	213.6
7	6'41.110	27.693	29.406	26.704	18.424		7	1'40.865	28.133	28.444	26.121	18.167	214.2
8	1'41.332	28.048	28.859	26.169	18.256	213.0	8	1'41.143	28.115	28.695	26.114	18.219	213.6
9	1'41.120	27.991	28.618	26.227	18.284	214.2	9	1'47.961 P	28.371	28.873	26.640	24.077	213.6
10	1'44.489	29.601	30.380	26.353	18.155	214.2	10	9'39.675	28.769	29.762	26.755	18.580	
11	1'41.409	27.972	28.596	26.415	18.426	216.2	11	1'42.038	28.404	28.900	26.382	18.352	211.1
12	1'44.505 P	28.186	28.956	27.221	20.142	216.2	12	1'41.802	28.354	28.810	26.335	18.303	211.1
13	7'42.825	31.792	30.752	26.754	18.388		13	1'41.746	28.353	28.813	26.267	18.313	212.3
14	1'40.922	27.947	28.521	26.236	18.218	213.0	14	1'41.392	28.200	28.825	26.116	18.251	212.3
15	1'40.669	27.840	28.538	26.194	18.097	213.6	15	1'48.413 P	29.220	29.725	27.778	21.690	213.0
16	1'41.634	27.885	29.254	26.315	18.180	214.2	16	8'39.694	29.534	30.925	29.071	18.397	
17	1'42.740	27.874	28.695	27.887	18.284	214.2	17	1'41.021	28.171	28.652	26.038	18.160	211.7
18	1'41.429	27.741	28.385	26.517	18.786	216.8	18	1'40.590	27.957	28.577	25.928	18.128	212.3
19	1'40.261	27.757	28.300	26.091	18.113	219.5	19	1'45.521	28.303	30.706	27.182	19.330	213.6
20	1'47.152	28.942	33.524	26.552	18.134	216.2	20	1'40.667	28.000	28.522	26.039	18.106	213.0
2nd 31 Adrian FERNANDEZ Leopard Racing SPA Runs=3 Total laps=22 Full laps=17 Valid laps=17							4th 18 Matteo BERTELLE Kopron Rivacold Snip ITA Runs=3 Total laps=19 Full laps=14 Valid laps=14						
1	3'42.669	32.183	29.853	26.989	18.531		1	2'38.478	30.717	29.589	26.467	18.565	
2	1'41.489	28.272	28.727	26.259	18.231	211.1	2	1'41.872	28.372	28.890	26.158	18.452	213.6
3	1'41.228	28.168	28.714	26.106	18.240	211.7	3	1'41.418	28.275	28.854	26.044	18.245	214.2
4	1'40.842	28.057	28.656	25.973	18.156	213.0	4	1'41.203	28.153	28.779	26.076	18.195	215.5
5	1'40.733	28.066	28.592	25.949	18.126	212.3	5	1'41.956	28.184	28.923	26.371	18.478	214.9
6	1'41.086	28.046	28.786	26.064	18.190	213.0	6	1'41.977	28.545	28.735	26.146	18.551	213.0
7	1'41.030	28.130	28.711	26.058	18.131	213.0	7	1'41.798	28.184	29.075	26.239	18.300	214.2
8	1'45.647 P	28.223	29.015	26.421	21.988	212.3	8	1'41.397	28.181	28.692	26.249	18.275	215.5
9	5'28.796	32.080	29.161	26.256	18.078		9	1'49.085 P	29.600	30.243	27.097	22.145	213.6
10	1'40.573	28.041	28.499	25.928	18.105	212.3	10	13'36.707	31.583	29.912	26.747	18.517	
11	1'40.265	27.961	28.458	25.852	17.994	212.3	11	1'42.037	28.396	28.878	26.392	18.371	211.7
12	1'40.602	27.985	28.654	25.867	18.096	213.0	12	1'41.424	28.146	28.691	26.245	18.342	212.3
13	1'40.364	27.911	28.487	25.910	18.056	213.0	13	1'41.584	28.211	28.853	26.186	18.334	212.3
14	1'40.625	28.053	28.551	25.964	18.057	214.9	14	1'41.612	28.178	28.817	26.241	18.376	211.7
15	1'46.622 P	28.120	28.547	26.015	23.940	213.0	15	1'46.444 P	29.011	29.858	26.897	20.678	211.1
16	8'59.151	32.620	29.014	26.159	18.139		16	6'59.800	30.057	29.711	26.445	18.357	
17	1'40.859	28.056	28.646	26.021	18.136	211.7	17	1'41.159	28.175	28.708	26.027	18.249	213.0
18	1'40.754	27.942	28.701	26.040	18.071	212.3	18	1'40.793	28.047	28.602	25.990	18.154	214.2
19	1'40.664	28.042	28.718	25.917	17.987	212.3							
20	1'40.681	27.956	28.667	25.922	18.136	213.6							
21	1'40.699	28.044	28.636	26.012	18.007	213.0							

Fastest Lap: Angel PIQUERAS Leopard Racing SPA **1'40.261** 27.757 28.300 26.091 18.113

These data/results cannot be reproduced, stored and/or transmitted in whole or in part by any manner of electronic, mechanical, photocopying, recording, broadcasting or otherwise now known or herein after developed without the previous express consent by the copyright owner, except for reproduction in daily press and regular printed publications on sale to the public within 60 days of the event related to those data/results and always provided that copyright symbol appears together as follows below.
© DORNA, 2024



Session 2

Moto3

Lap	Lap Time	T1	T2	T3	T4	Speed	Lap	Lap Time	T1	T2	T3	T4	Speed
19	1'40.636	27.921	28.602	25.883	18.230	215.5	8	1'41.217	27.949	28.887	26.127	18.254	212.3
5th 66 Joel KELSO BOE Motorsports AUS Runs=3 Total laps=20 Full laps=15 Valid laps=15							9	1'51.094 P	29.145	30.939	28.305	22.705	213.0
1	2'31.372	32.031	29.670	26.524	18.419		10	16'54.717	32.717	29.851	26.686	18.539	
2	1'41.895	28.413	28.889	26.291	18.302	210.5	11	1'42.415	28.557	29.059	26.344	18.455	211.1
3	1'41.197	28.150	28.747	26.138	18.162	211.7	12	1'42.225	28.594	28.982	26.268	18.381	209.9
4	1'41.329	28.302	28.802	26.017	18.208	211.7	13	1'42.053	28.498	28.972	26.292	18.291	210.5
5	1'46.503 P	28.160	28.725	26.422	23.196	211.1	14	1'41.715	28.265	28.951	26.205	18.294	211.1
6	14'09.357	31.932	33.882	26.648	18.357		15	1'50.216 P	29.184	29.682	27.216	24.134	210.5
7	1'41.852	28.248	29.133	26.267	18.204	210.5	16	4'40.820	34.945	30.005	28.287	20.539	
8	1'41.297	28.095	28.804	26.238	18.160	211.7	17	1'45.202	28.115	28.851	27.336	20.900	216.8
9	1'41.117	28.082	28.652	26.231	18.152	211.1	18	1'40.826	27.953	28.692	26.040	18.141	214.2
10	1'47.769 P	30.222	29.544	27.063	20.940	211.7	19	1'41.469	28.428	28.998	26.003	18.040	213.0
11	4'57.847	32.254	30.122	26.763	18.175		8th 12 Jacob ROULSTONE Red Bull GASGAS Te AUS Runs=3 Total laps=21 Full laps=16 Valid laps=16						
12	2'06.955	27.954	53.163	27.434	18.404	211.1	1	2'01.182	32.812	30.866	27.425	18.971	
13	1'40.981	28.123	28.798	25.995	18.065	211.7	2	1'43.252	29.125	29.526	26.287	18.314	209.3
14	1'40.663	27.955	28.677	26.036	17.995	212.3	3	1'42.052	28.531	29.141	26.135	18.245	209.9
15	1'43.235	27.837	28.736	26.923	19.739	213.0	4	1'44.997	28.480	29.192	28.125	19.200	210.5
16	1'40.925	28.007	28.747	26.047	18.124	212.3	5	1'42.756	28.465	29.061	26.182	19.048	210.5
17	1'41.162	28.093	28.768	26.207	18.094	211.7	6	1'42.128	28.536	29.070	26.239	18.283	209.3
18	1'40.871	27.934	28.652	26.093	18.192	213.6	7	1'43.458 P	28.705	29.768	26.532	18.453	211.7
19	1'43.696	27.959	28.809	28.358	18.570	212.3	8	11'00.199	33.049	30.378	27.089	18.737	
20	1'41.643	28.073	28.823	26.403	18.344	213.0	9	1'42.469	28.675	29.119	26.367	18.308	209.3
6th 22 David ALMANSA Kopron Rivacold Snip SPA Runs=3 Total laps=19 Full laps=14 Valid laps=14							10	1'41.587	28.157	28.969	26.193	18.268	211.1
1	2'34.996	31.165	29.652	26.232	18.871		11	1'41.738	28.386	28.978	26.111	18.263	211.7
2	1'41.843	28.517	28.906	26.037	18.383	213.6	12	1'44.792 P	28.564	29.359	27.458	19.411	211.7
3	1'41.208	28.315	28.853	25.954	18.086	220.1	13	7'09.052	31.282	32.114	26.604	18.376	
4	1'41.392	28.298	28.777	26.061	18.256	217.5	14	1'41.621	28.397	29.139	25.937	18.148	211.1
5	1'41.264	28.206	28.831	26.023	18.204	218.8	15	1'40.931	28.158	28.790	25.838	18.145	211.7
6	1'41.521	28.257	28.764	26.170	18.330	214.9	16	1'41.398	28.050	29.030	26.108	18.210	211.7
7	1'43.149	29.941	28.985	26.036	18.187	212.3	17	1'41.475	28.285	28.959	25.998	18.233	210.5
8	1'41.068	28.234	28.759	25.917	18.158	214.9	18	1'41.048	28.094	28.902	25.906	18.146	211.1
9	1'46.828 P	27.991	29.052	26.211	23.574	215.5	19	1'41.206	28.008	28.763	26.203	18.232	213.0
10	12'27.998	31.637	29.567	26.568	18.457		20	1'41.023	28.043	28.812	26.057	18.111	213.0
11	1'42.009	28.696	28.836	26.123	18.354	213.6	21	1'43.181	27.978	28.928	25.970	20.305	213.0
12	1'42.280	28.501	29.099	26.291	18.389	212.3	9th 64 David MUÑOZ BOE Motorsports SPA Runs=3 Total laps=13 Full laps=7 Valid laps=7						
13	1'41.885	28.384	28.857	26.214	18.430	213.0	1	2'35.653	29.673	29.564	26.262	19.158	
14	1'47.794 P	28.442	28.979	26.230	24.143	212.3	2	1'41.110	28.244	28.809	25.843	18.214	216.2
15	9'14.995	36.097	37.238	32.698	18.591		3	1'41.049	28.064	28.983	25.867	18.135	218.8
16	1'40.897	28.174	28.617	25.843	18.263	217.5	4	1'40.934	27.957	28.646	26.069	18.262	216.8
17	1'45.919	28.380	28.687	27.680	21.172	215.5	5	1'46.022 P	27.930	29.164	27.075	21.853	216.8
18	1'40.731	28.103	28.663	25.875	18.090	217.5	6	13'35.104	32.546	30.686	26.915	18.512	
19	1'41.069	28.103	28.751	26.035	18.180	218.1	7	1'41.738	28.201	28.983	26.203	18.351	211.7
7th 58 Luca LUNETTA SIC58 Squadra Corse ITA Runs=3 Total laps=19 Full laps=14 Valid laps=14							8	1'41.380	28.116	28.760	26.184	18.320	213.0
1	2'32.297	31.756	29.895	26.835	18.510		9	1'50.713 P	27.725	34.375	28.019	20.594	213.0
2	1'42.188	28.444	29.051	26.340	18.353	210.5	10	13'32.925	28.077	31.255	27.381	19.595	
3	1'42.022	28.382	28.943	26.318	18.379	211.1	11	1'42.428	28.504	29.237	26.281	18.406	211.7
4	1'42.861	29.590	28.918	26.125	18.228	211.1	12	1'41.600	28.138	28.957	26.136	18.369	211.7
5	1'41.861	28.421	29.037	26.092	18.311	214.2	13	1'59.953 P	28.091	32.498	27.753	31.611	213.6
6	1'41.576	28.252	28.851	26.121	18.352	213.0	10th 5 Tatchakorn BUASRI Honda Team Asia THA Runs=2 Total laps=20 Full laps=17 Valid laps=17						
7	1'42.249	28.660	29.132	26.187	18.270	207.4	1	2'37.840	31.413	29.440	26.811	18.480	

Fastest Lap: Angel PIQUERAS Leopard Racing SPA 1'40.261 27.757 28.300 26.091 18.113

These data/results cannot be reproduced, stored and/or transmitted in whole or in part by any manner of electronic, mechanical, photocopying, recording, broadcasting or otherwise now known or herein after developed without the previous express consent by the copyright owner, except for reproduction in daily press and regular printed publications on sale to the public within 60 days of the event related to those data/results and always provided that copyright symbol appears together as follows below.
© DORNA, 2024

Session 2

Moto3

Lap	Lap Time	T1	T2	T3	T4	Speed	Lap	Lap Time	T1	T2	T3	T4	Speed						
2	1'42.153	28.325	28.789	26.328	18.711	215.5	13	1'42.372	28.648	29.011	26.259	18.454	209.3						
3	1'41.595	28.291	28.701	26.281	18.322	214.9	14	1'41.820	28.234	28.943	26.193	18.450	211.1						
4	1'42.356	28.624	29.009	26.371	18.352	215.5	15	1'42.083	28.317	28.876	26.299	18.591	211.1						
5	1'41.009	28.121	28.533	26.137	18.218	216.2	16	1'44.354 P	28.181	28.951	26.107	21.115	209.3						
6	1'41.518	28.213	28.618	26.342	18.345	214.2	17	15'56.639	28.956	30.875	26.179	18.409							
7	1'41.415	28.213	28.588	26.354	18.260	213.6	13th 72 Taiyo FURUSATO Honda Team Asia JPN Runs=3 Total laps=18 Full laps=13 Valid laps=13												
8	1'41.042	28.154	28.413	26.256	18.219	214.9	1	2'45.566	32.052	29.642	26.811	18.632							
9	1'41.263	28.120	28.554	26.291	18.298	214.9	2	1'42.746	28.665	29.207	26.487	18.387	209.9						
10	1'41.933	28.187	28.706	26.579	18.461	214.2	3	1'42.269	28.468	29.045	26.393	18.363	206.8						
11	1'58.857 P	31.947	32.971	29.630	24.309	209.9	4	1'42.084	28.343	29.060	26.387	18.294	211.1						
12	17'05.562	31.894	29.719	26.988	18.344		5	1'41.934	28.314	28.853	26.458	18.309	211.1						
13	1'41.861	28.198	28.845	26.490	18.328	212.3	6	1'51.614 P	29.652	30.160	27.284	24.518	210.5						
14	1'41.564	28.172	28.714	26.414	18.264	213.0	7	10'34.977	32.037	29.182	26.443	18.275							
15	1'41.645	28.249	28.749	26.367	18.280	213.0	8	1'41.466	28.272	28.671	26.239	18.284	209.9						
16	1'41.881	28.209	28.829	26.501	18.342	213.6	9	1'41.441	28.165	28.724	26.318	18.234	211.1						
17	1'41.770	28.210	28.813	26.469	18.278	212.3	10	1'41.487	28.284	28.722	26.269	18.212	211.7						
18	1'42.267	28.279	28.865	26.535	18.588	213.6	11	1'41.512	28.284	28.757	26.293	18.178	212.3						
19	1'42.607	28.265	29.488	26.363	18.491	213.6	12	1'51.473 P	29.215	30.524	27.287	24.447	211.7						
20	1'42.558	28.117	28.657	26.176	19.608	216.2	13	12'14.230	32.233	29.343	26.510	18.599							
11th 10 Nicola CARRARO LEVELUP - MTA ITA Runs=4 Total laps=19 Full laps=12 Valid laps=12							14	1'42.260	28.362	28.970	26.393	18.535	212.3						
1	2'19.559	32.693	29.559	26.594	18.408		15	1'41.987	28.345	28.946	26.280	18.416	211.7						
2	1'42.444	28.605	29.161	26.322	18.356	213.6	16	1'41.846	28.262	28.912	26.300	18.372	213.0						
3	1'41.982	28.425	29.033	26.287	18.237	213.6	17	1'41.714	28.281	28.799	26.264	18.370	213.0						
4	1'41.678	28.229	28.841	26.295	18.313	214.9	18	1'41.466	28.224	28.744	26.262	18.236	212.3						
5	1'49.534 P	28.220	29.804	26.387	25.123	213.0	14th 82 Stefano NEPA LEVELUP - MTA ITA Runs=3 Total laps=15 Full laps=10 Valid laps=10												
6	7'24.765	45.681	32.816	26.884	18.552		1	2'19.233	30.803	29.656	26.550	18.579							
7	1'42.282	28.407	28.990	26.599	18.286	211.7	2	1'42.680	28.708	29.211	26.318	18.443	210.5						
8	1'41.832	28.337	28.907	26.334	18.254	213.0	3	1'42.015	28.361	29.085	26.253	18.316	210.5						
9	1'42.007	28.293	28.971	26.373	18.370	212.3	4	1'42.145	28.513	29.022	25.991	18.619	211.1						
10	1'49.277 P	28.346	29.599	26.646	24.686	210.5	5	1'41.552	28.386	28.840	26.095	18.231	213.0						
11	8'45.824	33.300	29.463	26.463	18.248		6	1'41.559	28.293	28.904	26.092	18.270	211.7						
12	1'41.369	28.122	28.788	26.252	18.207	213.0	7	1'45.056 P	28.341	29.115	26.209	21.391	211.7						
13	1'41.661	27.977	29.269	26.242	18.173	213.0	8	23'01.347	31.371	29.765	26.416	18.595							
14	1'41.150	28.192	28.713	26.113	18.132	212.3	9	1'42.487	28.500	29.472	26.200	18.315	211.1						
15	1'41.581	28.241	28.985	26.195	18.160	213.6	10	1'41.811	28.306	29.045	26.118	18.342	211.7						
16	1'41.290	28.130	28.807	26.162	18.191	213.0	11	1'44.378 P	28.318	28.929	26.040	21.091	211.7						
17	1'49.824 P	28.217	30.605	26.575	24.427	213.6	12	4'41.975	31.770	30.591	27.412	18.463							
18	5'53.532	32.916	29.314	26.674	18.396		13	1'41.634	28.339	28.973	25.991	18.331	213.0						
19	1'41.697	28.291	28.868	26.329	18.209	213.6	14	1'41.550	28.217	28.858	26.153	18.322	214.9						
12th 7 Filippo FARIOLI SIC58 Squadra Corse ITA Runs=3 Total laps=17 Full laps=12 Valid laps=12							15	1'41.724	28.218	29.058	26.114	18.334	213.6						
1	2'34.982	31.352	29.920	26.618	18.912		15th 54 Riccardo ROSSI CIP Green Power ITA Runs=3 Total laps=16 Full laps=10 Valid laps=10												
2	1'43.677	29.380	29.350	26.230	18.717	211.1	1	5'15.053	29.610	30.664	27.599	18.948							
3	1'42.236	28.582	29.003	26.245	18.406	209.9	2	1'43.442	28.750	29.283	26.805	18.604	209.9						
4	1'41.759	28.346	28.876	26.136	18.401	211.7	3	1'42.613	28.560	28.989	26.575	18.489	210.5						
5	1'41.762	28.290	28.897	26.106	18.469	211.1	4	1'42.760	28.481	29.023	26.684	18.572	211.1						
6	1'43.031	28.914	29.504	26.223	18.390	210.5	5	1'42.173	28.345	28.894	26.530	18.404	211.1						
7	1'41.301	28.203	28.885	26.077	18.136	212.3	6	1'42.017	28.350	28.717	26.543	18.407	211.1						
8	1'41.464	28.354	28.751	26.042	18.317	215.5	7	1'57.621 P	30.931	31.730	29.308	25.652	211.1						
9	1'45.193 P	28.071	29.222	26.429	21.471	216.2	8	7'46.578	31.789	32.831	32.165	21.265							
10	8'04.592	31.851	29.369	26.442	19.024		9	1'42.181	28.422	28.885	26.572	18.302	213.0						
11	1'42.733	28.411	29.257	26.553	18.512	209.3													
12	1'42.266	28.373	29.001	26.434	18.458	209.3													

Fastest Lap: Angel PIQUERAS Leopard Racing SPA 1'40.261 27.757 28.300 26.091 18.113

These data/results cannot be reproduced, stored and/or transmitted in whole or in part by any manner of electronic, mechanical, photocopying, recording, broadcasting or otherwise now known or herein after developed without the previous express consent by the copyright owner, except for reproduction in daily press and regular printed publications on sale to the public within 60 days of the event related to those data/results and always provided that copyright symbol appears together as follows below.
© DORNA, 2024

Session 2

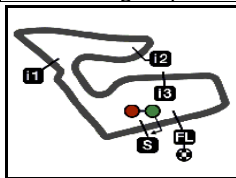
Moto3

Lap	Lap Time	T1	T2	T3	T4	Speed	Lap	Lap Time	T1	T2	T3	T4	Speed
10	1'41.724	28.185	28.875	26.356	18.308	213.6							
11	2'00.491 P	30.660	35.455	28.534	25.842	213.6							
12	8'19.127	29.145	30.932	27.167	18.625								
13	1'42.437	28.384	29.053	26.546	18.454	209.9							
14	1'44.741	29.016	30.197	26.694	18.834	209.9							
15	1'41.723	28.164	28.809	26.391	18.359	213.0							
16	2'00.523 P	35.260	30.733	27.631	26.899	209.9							

16th 55		Noah DETTWILER		CIP Green Power		SWI	
		Runs=3	Total laps=5	Full laps=1	Valid laps=3		
1	4'10.307	29.918	30.232	26.952	18.755		
2	1'43.049	28.703	29.208	26.520	18.618	210.5	
3	1'42.591	28.652	28.985	26.530	18.424	210.5	
unfinished		28.374	28.952		212.3		
4	1'58.776 P	34.211	32.814	29.975	21.776		
5	7'22.629	29.377	33.615	26.990	18.941		

Fastest Lap: Angel PIQUERAS Leopard Racing SPA 1'40.261 27.757 28.300 26.091 18.113

These data/results cannot be reproduced, stored and/or transmitted in whole or in part by any manner of electronic, mechanical, photocopying, recording, broadcasting or otherwise now known or herein after developed without the previous express consent by the copyright owner, except for reproduction in daily press and regular printed publications on sale to the public within 60 days of the event related to those data/results and always provided that copyright symbol appears together as follows below.
© DORNA, 2024



4348 m.

Spielberg Moto2 & Moto3 Official Test

Session 2

Best Partial Times

Moto3™

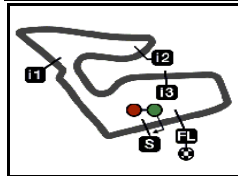
IT Ideal Lap Time, sum of the best partial times*BT* Best Lap Time

<i>T1</i>		<i>T2</i>		<i>T3</i>		<i>T4</i>				<i>IT</i>	<i>BT</i>	
<i>Pos</i>	<i>Rider</i>	<i>Time</i>	<i>Rider</i>	<i>Time</i>	<i>Rider</i>	<i>Time</i>	<i>Rider</i>	<i>Time</i>	<i>Pos</i>	<i>Rider</i>		
1	D.MUÑOZ	27.725	A.PIQUERAS	28.300	J.ROULSTONE	25.838	A.FERNANDEZ	17.987	1	A.FERNANDEZ	1'40.208	1'40.265 (2)
2	A.PIQUERAS	27.741	T.BUASRI	28.413	D.ALMANSA	25.843	J.KELSO	17.995	2	A.PIQUERAS	1'40.229	1'40.261 (1)
3	J.KELSO	27.837	D.HOLGADO	28.444	D.MUÑOZ	25.843	L.LUNETTA	18.040	3	D.MUÑOZ	1'40.349	1'40.934 (9)
4	A.FERNANDEZ	27.911	A.FERNANDEZ	28.458	A.FERNANDEZ	25.852	D.ALMANSA	18.086	4	D.HOLGADO	1'40.430	1'40.571 (3)
5	M.BERTELLE	27.921	M.BERTELLE	28.602	M.BERTELLE	25.883	A.PIQUERAS	18.097	5	J.KELSO	1'40.479	1'40.663 (5)
6	L.LUNETTA	27.949	D.ALMANSA	28.617	D.HOLGADO	25.928	D.HOLGADO	18.106	6	D.ALMANSA	1'40.537	1'40.731 (6)
7	D.HOLGADO	27.952	D.MUÑOZ	28.646	S.NEPA	25.991	J.ROULSTONE	18.111	7	M.BERTELLE	1'40.560	1'40.636 (4)
8	N.CARRARO	27.977	J.KELSO	28.652	J.KELSO	25.995	N.CARRARO	18.132	8	L.LUNETTA	1'40.684	1'40.826 (7)
9	J.ROULSTONE	27.978	T.FURUSATO	28.671	L.LUNETTA	26.003	D.MUÑOZ	18.135	9	J.ROULSTONE	1'40.690	1'40.931 (8)
10	D.ALMANSA	27.991	L.LUNETTA	28.692	F.FARIOLI	26.042	F.FARIOLI	18.136	10	T.BUASRI	1'40.885	1'41.009 (10)
11	F.FARIOLI	28.071	N.CARRARO	28.713	A.PIQUERAS	26.091	M.BERTELLE	18.154	11	N.CARRARO	1'40.935	1'41.150 (11)
12	T.BUASRI	28.117	R.ROSSI	28.717	N.CARRARO	26.113	T.FURUSATO	18.178	12	F.FARIOLI	1'41.000	1'41.301 (12)
13	R.ROSSI	28.164	F.FARIOLI	28.751	T.BUASRI	26.137	T.BUASRI	18.218	13	T.FURUSATO	1'41.253	1'41.441 (13)
14	T.FURUSATO	28.165	J.ROULSTONE	28.763	T.FURUSATO	26.239	S.NEPA	18.231	14	S.NEPA	1'41.279	1'41.550 (14)
15	S.NEPA	28.217	S.NEPA	28.840	R.ROSSI	26.356	R.ROSSI	18.302	15	R.ROSSI	1'41.539	1'41.723 (15)
16	N.DETTWILER	28.374	N.DETTWILER	28.952	N.DETTWILER	26.520	N.DETTWILER	18.424	16	N.DETTWILER	1'42.270	1'42.591 (16)

These data/results cannot be reproduced, stored and/or transmitted in whole or in part by any manner of electronic, mechanical, photocopying, recording, broadcasting or otherwise now known or herein after developed without the previous express consent by the copyright owner, except for reproduction in daily press and regular printed publications on sale to the public within 60 days of the event related to those data/results and always provided that copyright symbol appears together as follows below.


© DORNA, 2024

Official MotoGP Timing by  TISSOT
www.motogp.com



4348 m.

Spielberg Moto2 & Moto3 Official Test Session 2 Fastest Laps Sequence

<i>Practice Time</i>	 <i>Rider</i>	<i>Nation</i>	<i>Motorcycle</i>	<i>Time</i>	<i>Km/h</i>	<i>Rider's Lap</i>
3'44.434	12 Jacob ROULSTONE	AUS	GASGAS	1'43.252	151.5	2
4'01.913	82 Stefano NEPA	ITA	KTM	1'42.680	152.4	2
4'02.003	10 Nicola CARRARO	ITA	KTM	1'42.444	152.7	2
4'13.267	66 Joel KELSO	AUS	KTM	1'41.895	153.6	2
4'16.763	64 David MUÑOZ	SPA	KTM	1'41.110	154.8	2
5'57.765	96 Daniel HOLGADO	SPA	GASGAS	1'41.087	154.8	3
5'57.812	64 David MUÑOZ	SPA	KTM	1'41.049	154.9	3
7'38.746	64 David MUÑOZ	SPA	KTM	1'40.934	155.0	4
8'46.228	31 Adrian FERNANDEZ	SPA	HONDA	1'40.842	155.2	4
9'19.601	96 Daniel HOLGADO	SPA	GASGAS	1'40.809	155.2	5
10'26.961	31 Adrian FERNANDEZ	SPA	HONDA	1'40.733	155.3	5
22'44.093	31 Adrian FERNANDEZ	SPA	HONDA	1'40.573	155.6	10
24'24.358	31 Adrian FERNANDEZ	SPA	HONDA	1'40.265	156.1	11
48'11.554	36 Angel PIQUERAS	SPA	HONDA	1'40.261	156.1	19

These data/results cannot be reproduced, stored and/or transmitted in whole or in part by any manner of electronic, mechanical, photocopying, recording, broadcasting or otherwise now known or herein after developed without the previous express consent by the copyright owner, except for reproduction in daily press and regular printed publications on sale to the public within 60 days of the event related to those data/results and always provided that copyright symbol appears together as follows below.

© DORNA, 2024