

4348 m.

Spielberg Moto2 & Moto3 Official Test

Session 1

Classification

3

	Rider	Nation	Team	Motorcycle	Time	Lap	Total	Gap	Top Speed
1	64 David MUÑOZ	SPA	BOE Motorsports	KTM	1'40.820	5	5		216.8
2	36 Angel PIQUERAS	SPA	Leopard Racing	HONDA	1'41.179	6	7	0.359 0.359	214.9
3	66 Joel KELSO	AUS	BOE Motorsports	KTM	1'41.198	3	6	0.378 0.019	216.8
4	5 Tatchakorn BUASRI	THA	Honda Team Asia	HONDA	1'41.439	4	14	0.619 0.241	218.1
5	31 Adrian FERNANDEZ	SPA	Leopard Racing	HONDA	1'41.539	5	7	0.719 0.100	213.0
6	72 Taiyo FURUSATO	JPN	Honda Team Asia	HONDA	1'41.647	4	7	0.827 0.108	214.2
7	18 Matteo BERTELLE	ITA	Kopron Rivacold Snipers Team	HONDA	1'41.729	5	6	0.909 0.082	213.0
8	54 Riccardo ROSSI	ITA	CIP Green Power	KTM	1'41.792	5	6	0.972 0.063	214.2
9	10 Nicola CARRARO	ITA	LEVELUP - MTA	KTM	1'42.209	5	6	1.389 0.417	213.6
10	12 Jacob ROULSTONE	AUS	Red Bull GASGAS Tech3	GASGAS	1'42.209	5	15	1.389	213.6
11	7 Filippo FARIOLI	ITA	SIC58 Squadra Corse	HONDA	1'42.354	5	15	1.534 0.145	212.3
12	22 David ALMANSA	SPA	Kopron Rivacold Snipers Team	HONDA	1'42.445	5	6	1.625 0.091	214.9
13	82 Stefano NEPA	ITA	LEVELUP - MTA	KTM	1'42.483	4	5	1.663 0.038	210.5
14	58 Luca LUNETTA	ITA	SIC58 Squadra Corse	HONDA	1'42.860	5	6	2.040 0.377	211.1
15	55 Noah DETTWILER	SWI	CIP Green Power	KTM	1'42.866	5	13	2.046 0.006	209.9
16	96 Daniel HOLGADO	SPA	Red Bull GASGAS Tech3	GASGAS	1'44.765	4	14	3.945 1.899	213.0

Practice condition: Dry

Air: 20°

Humidity: 81%

Ground: 24°

Fastest Lap:	Lap: 5	David MUÑOZ	1'40.820	155.2 Km/h
Best Race Lap:	2024	Tatsuki SUZUKI	1'40.092	156.3 Km/h
All-Time Lap Record:	2024	Joel KELSO	1'39.921	156.6 Km/h

The results are provisional until the end of the limit for protest and appeals.

Time limit for protest expires 60' after publication of the results - Time:

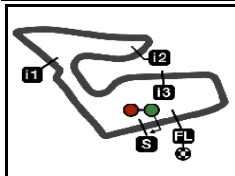
These data/results cannot be reproduced, stored and/or transmitted in whole or in part by any manner of electronic, mechanical, photocopying, recording, broadcasting or otherwise now known or herein after developed without the previous express consent by the copyright owner, except for reproduction in daily press and regular printed publications on sale to the public within 60 days of the event related to those data/results and always provided that copyright symbol appears together as follows below.

© DORNA, 2024

Official MotoGP Timing by TISSOT
www.motogp.com

Spielberg, Monday, August 19, 2024





4348 m.

Spielberg Moto2 & Moto3 Official Test

Session 1

Top Speed & Average

4



Rider	Nation	Motorcycle	Top 5 speeds					Average	Top
5 Tatchakorn BUASRI	THA	HONDA	218.1	217.5	216.8	215.5	214.2	216.4	218.1
64 David MUÑOZ	SPA	KTM	216.8	216.2	215.5	214.9	214.2	215.5	216.8
66 Joel KELSO	AUS	KTM	216.8	213.0	213.0	212.3	212.3	213.5	216.8
22 David ALMANSA	SPA	HONDA	214.9	213.0	212.3	212.3	211.7	212.8	214.9
36 Angel PIQUERAS	SPA	HONDA	214.9	214.2	214.2	213.6	212.3	213.8	214.9
54 Riccardo ROSSI	ITA	KTM	214.2	213.0	212.3	212.3	212.3	212.8	214.2
72 Taiyo FURUSATO	JPN	HONDA	214.2	214.2	214.2	214.2	214.2	214.2	214.2
10 Nicola CARRARO	ITA	KTM	213.6	213.0	213.0	211.7	210.5	212.4	213.6
12 Jacob ROULSTONE	AUS	GASGAS	213.6	213.0	211.1	208.0	205.1	210.2	213.6
18 Matteo BERTELLE	ITA	HONDA	213.0	213.0	212.3	212.3	212.3	212.6	213.0
31 Adrian FERNANDEZ	SPA	HONDA	213.0	213.0	212.3	212.3	211.7	212.3	213.0
96 Daniel HOLGADO	SPA	GASGAS	213.0	212.3	211.1	209.9	208.0	210.9	213.0
7 Filippo FARIOLI	ITA	HONDA	212.3	211.7	210.5	210.5	209.9	211.0	212.3
58 Luca LUNETTA	ITA	HONDA	211.1	211.1	210.5	210.5	202.8	209.2	211.1
82 Stefano NEPA	ITA	KTM	210.5	209.9	209.9	209.9		210.1	210.5
55 Noah DETTWILER	SWI	KTM	209.9	209.9	209.9	209.3	208.0	209.4	209.9

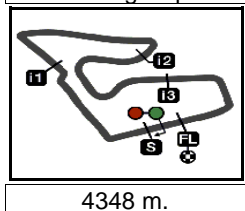
These data/results cannot be reproduced, stored and/or transmitted in whole or in part by any manner of electronic, mechanical, photocopying, recording, broadcasting or otherwise now known or herein after developed without the previous express consent by the copyright owner, except for reproduction in daily press and regular printed publications on sale to the public within 60 days of the event related to those data/results and always provided that copyright symbol appears together as follows below.

© DORNA, 2024

Official MotoGP Timing by TISSOT
www.motogp.com



Spielberg, Monday, August 19, 2024



4348 m.

Spielberg Moto2 & Moto3 Official Test Session 1

Chronological Analysis of Performances

5

* Lap / Sector time cancelled

T1 Time from finish line to 1st intermediate

T3 Time from 2nd intermed. to 3rd intermed.

P Crossing the finish line in pit lane

T2 Time from 1st intermed. to 2nd intermed.

T4 Time from 3rd intermediate to finish line

Lap	Lap Time	T1	T2	T3	T4	Speed	Lap	Lap Time	T1	T2	T3	T4	Speed		
1st	64	David MUÑOZ BOE Motorsports SPA						5th	31	Adrian FERNANDEZ Leopard Racing SPA					
		Runs=1	Total laps=5	Full laps=4	Valid laps=4			Runs=1	Total laps=7	Full laps=5	Valid laps=5				
1	2'35.077	32.560	30.334	26.869	18.937		1	2'30.286	32.419	30.279	26.868	18.789			
2	1'41.797	28.259	28.919	26.246	18.373	214.9	2	1'44.068	28.646	30.008	26.791	18.623	211.7		
3	1'42.480	28.060	29.387	26.430	18.603	216.2	3	1'42.481	28.479	29.252	26.397	18.353	211.7		
4	1'41.298	28.173	28.759	26.119	18.247	214.2	4	1'41.874	28.317	28.890	26.342	18.325	213.0		
5	1'40.820	27.963	28.700	26.003	18.154	215.5	5	1'41.539	28.276	28.823	26.236	18.204	212.3		
unfinished	27.792	35.948	28.400	216.8			6	1'41.546	28.127	28.753	26.288	18.378	213.0		
							7	1'55.542 P	30.545	30.975	27.986	26.036	212.3		
2nd	36	Angel PIQUERAS Leopard Racing SPA						6th	72	Taiyo FURUSATO Honda Team Asia JPN					
		Runs=1	Total laps=7	Full laps=5	Valid laps=5			Runs=1	Total laps=7	Full laps=5	Valid laps=5				
1	2'28.838	31.825	31.600	28.453	19.641		1	3'27.066	32.189	29.830	26.802	18.625			
2	1'45.033	29.176	29.633	27.217	19.007	210.5	2	1'42.694	28.667	29.249	26.363	18.415	214.2		
3	1'43.221	28.551	29.133	26.943	18.594	212.3	3	1'41.686	28.201	28.930	26.209	18.346	214.2		
4	1'42.301	28.349	28.902	26.494	18.556	214.9	4	1'41.647	28.305	28.923	26.149	18.270	214.2		
5	1'41.645	28.209	28.801	26.380	18.255	213.6	5	1'41.673	28.198	28.877	26.299	18.299	214.2		
6	1'41.179	27.946	28.692	26.278	18.263	214.2	6	1'42.698	28.203	29.170	26.510	18.815	214.2		
7	1'54.118 P	31.022	31.081	29.498	22.517	214.2	7	2'01.550 P	31.644	32.727	30.668	26.511	202.2		
3rd	66	Joel KELSO BOE Motorsports AUS						7th	18	Matteo BERTELLE Kopron Rivacold Snip ITA					
		Runs=1	Total laps=6	Full laps=4	Valid laps=4			Runs=1	Total laps=6	Full laps=4	Valid laps=4				
1	2'36.192	34.240	30.358	26.932	18.637		1	3'23.299	34.076	30.640	27.101	18.894			
2	1'42.072	28.392	29.096	26.316	18.268	213.0	2	1'43.255	28.871	29.164	26.532	18.688	212.3		
3	1'41.198	28.176	28.833	26.036	18.153	212.3	3	1'42.247	28.347	28.960	26.411	18.529	212.3		
4	1'42.530	28.706	29.069	26.343	18.412	216.8	4	1'41.943	28.406	28.840	26.304	18.393	213.0		
5	1'48.005	28.250	29.641	30.905	19.209	212.3	5	1'41.729	28.217	28.807	26.272	18.433	213.0		
6	1'53.123 P	28.724	30.910	28.593	24.896	213.0	6	1'52.625 P	30.087	30.691	27.738	24.109	212.3		
4th	5	Tatchakorn BUASRI Honda Team Asia THA						8th	54	Riccardo ROSSI CIP Green Power ITA					
		Runs=2	Total laps=14	Full laps=11	Valid laps=11			Runs=1	Total laps=6	Full laps=4	Valid laps=4				
1	3'27.116	32.091	29.846	26.864	18.520		1	2'38.439	32.403	30.225	30.006	19.324			
2	1'42.754	28.731	29.239	26.425	18.359	214.2	2	1'43.944	29.056	29.402	26.849	18.637	212.3		
3	1'41.993	28.213	29.049	26.385	18.346	216.8	3	1'42.914	28.736	29.105	26.626	18.447	212.3		
4	1'41.439	28.184	28.825	26.265	18.165	217.5	4	1'42.259	28.439	28.913	26.509	18.398	212.3		
5	1'41.598	28.124	28.903	26.237	18.334	218.1	5	1'41.792	28.255	28.793	26.399	18.345	214.2		
6	1'59.217 P	29.909	32.366	31.947	24.995	215.5	6	2'01.797 P	30.709	33.510	31.236	26.342	213.0		
7	30'34.445	34.504	34.637	31.105	20.967										
8	1'55.833	31.986	32.371	30.623	20.853	206.8									
9	1'54.946	31.806	32.000	30.310	20.830	208.0									
10	1'55.679	31.794	32.231	30.936	20.718	205.1									
11	1'54.627	31.937	31.771	30.144	20.775	208.6									
12	1'53.314	31.509	31.637	29.670	20.498	208.6									
13	1'52.225	31.288	31.129	29.229	20.579	208.6									
14	1'51.448	30.945	31.008	29.088	20.407	208.6									
5th	10	Nicola CARRARO LEVELUP - MTA ITA													
		Runs=1	Total laps=6	Full laps=4	Valid laps=4										
1	3'05.962	33.144	30.648	27.695	19.246										
2	1'45.172	29.476	29.705	27.097	18.894	210.5									
3	1'43.315	28.824	29.143	26.691	18.657	211.7									
4	1'42.696	28.509	29.124	26.597	18.466	213.0									
5	1'42.209	28.380	28.943	26.390	18.496	213.0									
6	1'57.494 P	30.044	32.860	28.519	26.071	213.6									

Fastest Lap: David MUÑOZ BOE Motorsports SPA **1'40.820** 27.963 28.700 26.003 18.154

These data/results cannot be reproduced, stored and/or transmitted in whole or in part by any manner of electronic, mechanical, photocopying, recording, broadcasting or otherwise now known or herein after developed without the previous express consent by the copyright owner, except for reproduction in daily press and regular printed publications on sale to the public within 60 days of the event related to those data/results and always provided that copyright symbol appears together as follows below.
© DORNA, 2024

Session 1

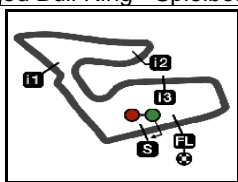
Moto3

Lap	Lap Time	T1	T2	T3	T4	Speed	Lap	Lap Time	T1	T2	T3	T4	Speed	
10th	12	Jacob ROULSTONE Red Bull GASGAS Te AUS					Runs=3 Total laps=15 Full laps=10 Valid laps=10	2	1'48.209	30.241	29.979	27.719	20.270	202.8
							3	1'44.385	29.003	29.555	27.159	18.668	211.1	
							4	1'42.948	28.699	29.149	26.565	18.535	210.5	
							5	1'42.860	28.586	29.035	26.557	18.682	211.1	
							6	1'56.583 P	27.911	31.008	30.752	26.912	210.5	
1	2'32.089	32.880	31.819	27.293	19.107									
2	1'44.008	29.177	29.714	26.549	18.568	208.0								
3	1'45.359	28.637	29.457	26.329	20.936	211.1								
4	1'43.099	29.096	29.301	26.303	18.399	204.5								
5	1'42.209	28.440	29.174	26.270	18.325	213.6								
6	1'46.297 P	28.691	29.782	27.062	20.762	213.0								
7	27'51.474	41.503	35.992	34.028	23.515									
8	2'06.769	35.205	34.742	33.156	23.666	201.6								
9	2'02.922	34.418	34.407	31.546	22.551	202.8								
10	1'59.677	33.244	33.484	30.927	22.022	202.8								
11	1'58.405	33.142	32.857	30.628	21.778	203.3								
12	1'58.024	32.945	32.683	30.864	21.532	203.9								
13	1'56.955	32.645	32.521	30.127	21.662	205.1								
14	2'00.666 P	32.469	32.214	31.777	24.206	202.8								
15	3'32.082	42.155	34.970	32.210	22.462									
11th	7	Filippo FARIOLI SIC58 Squadra Corse ITA					Runs=2 Total laps=15 Full laps=11 Valid laps=11							
1	2'35.186	31.924	30.612	27.720	20.800									
2	1'43.509	28.977	29.349	26.508	18.675	209.9								
3	1'42.547	28.499	29.212	26.213	18.623	212.3								
4	1'42.494	28.531	29.052	26.364	18.547	210.5								
5	1'42.354	28.380	29.059	26.339	18.576	211.7								
6	1'57.282 P	31.127	32.256	29.640	24.259	210.5								
7	25'44.530	39.015	35.264	33.250	22.511									
8	2'01.996	34.069	33.726	31.935	22.266	202.2								
9	2'00.211	33.307	33.490	31.507	21.907	203.3								
10	1'59.518	32.872	33.348	31.344	21.954	203.3								
11	1'58.032	32.730	32.699	31.008	21.595	203.3								
12	1'56.990	32.489	32.317	30.678	21.506	203.3								
13	2'07.891	36.450	38.608	31.455	21.378	203.9								
14	1'56.012	32.253	32.270	30.330	21.159	205.1								
15	2'14.104 P	36.334	36.561	35.130	26.079	193.0								
12th	22	David ALMANSA Kopron Rivacold Snip SPA					Runs=1 Total laps=6 Full laps=4 Valid laps=4							
1	2'53.555	33.655	30.712	27.070	19.013									
2	1'44.024	29.242	29.481	26.649	18.652	211.7								
3	1'43.077	28.971	29.110	26.435	18.561	212.3								
4	1'42.760	28.733	28.928	26.576	18.523	212.3								
5	1'42.445	28.568	29.067	26.425	18.385	213.0								
6	1'49.669 P	28.965	29.361	26.980	24.363	214.9								
13th	82	Stefano NEPA LEVELUP - MTA ITA					Runs=1 Total laps=5 Full laps=3 Valid laps=3							
1	5'37.312	32.092	31.120	27.217	18.937									
2	1'43.228	28.725	29.448	26.387	18.668	209.9								
3	1'42.646	28.396	29.174	26.465	18.611	210.5								
4	1'42.483	28.398	29.159	26.404	18.522	209.9								
5	1'56.847 P	32.858	31.535	28.841	23.613	209.9								
14th	58	Luca LUNETTA SIC58 Squadra Corse ITA					Runs=1 Total laps=6 Full laps=4 Valid laps=4							
1	2'34.962	33.185	30.406	27.411	21.170									

Fastest Lap: David MUÑOZ BOE Motorsports SPA **1'40.820** 27.963 28.700 26.003 18.154

These data/results cannot be reproduced, stored and/or transmitted in whole or in part by any manner of electronic, mechanical, photocopying, recording, broadcasting or otherwise now known or herein after developed without the previous express consent by the copyright owner, except for reproduction in daily press and regular printed publications on sale to the public within 60 days of the event related to those data/results and always provided that copyright symbol appears together as follows below.
© DORNA, 2024





4348 m.

Spielberg Moto2 & Moto3 Official Test

Session 1

Best Partial Times

Moto3™

IT Ideal Lap Time, sum of the best partial times*BT* Best Lap Time

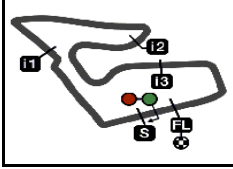
<i>T1</i>		<i>T2</i>		<i>T3</i>		<i>T4</i>				<i>IT</i>	<i>BT</i>	
<i>Pos</i>	<i>Rider</i>	<i>Time</i>	<i>Rider</i>	<i>Time</i>	<i>Rider</i>	<i>Time</i>	<i>Rider</i>	<i>Time</i>	<i>Pos</i>	<i>Rider</i>	<i>IT</i>	<i>BT</i>
1	D.MUÑOZ	27.792	A.PIQUERAS	28.692	D.MUÑOZ	26.003	J.KELSO	18.153	1	D.MUÑOZ	1'40.649	1'40.820 (1)
2	L.LUNETTA	27.911	D.MUÑOZ	28.700	J.KELSO	26.036	D.MUÑOZ	18.154	2	A.PIQUERAS	1'41.171	1'41.179 (2)
3	A.PIQUERAS	27.946	A.FERNANDEZ	28.753	T.FURUSATO	26.149	T.BUASRI	18.165	3	J.KELSO	1'41.198	1'41.198 (3)
4	T.BUASRI	28.124	R.ROSSI	28.793	F.FARIOLI	26.213	A.FERNANDEZ	18.204	4	A.FERNANDEZ	1'41.320	1'41.539 (5)
5	A.FERNANDEZ	28.127	M.BERTELLE	28.807	A.FERNANDEZ	26.236	A.PIQUERAS	18.255	5	T.BUASRI	1'41.351	1'41.439 (4)
6	J.KELSO	28.176	T.BUASRI	28.825	T.BUASRI	26.237	T.FURUSATO	18.270	6	T.FURUSATO	1'41.494	1'41.647 (6)
7	T.FURUSATO	28.198	J.KELSO	28.833	J.ROULSTONE	26.270	J.ROULSTONE	18.325	7	M.BERTELLE	1'41.689	1'41.729 (7)
8	M.BERTELLE	28.217	T.FURUSATO	28.877	M.BERTELLE	26.272	R.ROSSI	18.345	8	R.ROSSI	1'41.792	1'41.792 (8)
9	R.ROSSI	28.255	D.ALMANSA	28.928	A.PIQUERAS	26.278	D.ALMANSA	18.385	9	L.LUNETTA	1'42.038	1'42.860 (14)
10	F.FARIOLI	28.380	N.CARRARO	28.943	S.NEPA	26.387	M.BERTELLE	18.393	10	N.CARRARO	1'42.179	1'42.209 (9)
11	N.CARRARO	28.380	N.DETTWILER	28.992	N.CARRARO	26.390	N.CARRARO	18.466	11	F.FARIOLI	1'42.192	1'42.354 (11)
12	S.NEPA	28.396	L.LUNETTA	29.035	R.ROSSI	26.399	S.NEPA	18.522	12	J.ROULSTONE	1'42.209	1'42.209 (10)
13	J.ROULSTONE	28.440	F.FARIOLI	29.052	D.ALMANSA	26.425	L.LUNETTA	18.535	13	D.ALMANSA	1'42.306	1'42.445 (12)
14	D.ALMANSA	28.568	S.NEPA	29.159	L.LUNETTA	26.557	F.FARIOLI	18.547	14	S.NEPA	1'42.464	1'42.483 (13)
15	N.DETTWILER	28.624	J.ROULSTONE	29.174	N.DETTWILER	26.604	N.DETTWILER	18.635	15	N.DETTWILER	1'42.855	1'42.866 (15)
16	D.HOLGADO	29.220	D.HOLGADO	29.704	D.HOLGADO	26.946	D.HOLGADO	18.895	16	D.HOLGADO	1'44.765	1'44.765 (16)

These data/results cannot be reproduced, stored and/or transmitted in whole or in part by any manner of electronic, mechanical, photocopying, recording, broadcasting or otherwise now known or herein after developed without the previous express consent by the copyright owner, except for reproduction in daily press and regular printed publications on sale to the public within 60 days of the event related to those data/results and always provided that copyright symbol appears together as follows below.

© DORNA, 2024

Official MotoGP Timing by TISSOT
www.motogp.com






4348 m.

Spielberg Moto2 & Moto3 Official Test

Session 1

Fastest Laps Sequence

<i>Practice Time</i>	 <i>Rider</i>	<i>Nation</i>	<i>Motorcycle</i>	<i>Time</i>	<i>Km/h</i>	<i>Rider's Lap</i>
4'13.871	36 Angel PIQUERAS	SPA	HONDA	1'45.033	149.0	2
4'14.354	31 Adrian FERNANDEZ	SPA	HONDA	1'44.068	150.4	2
4'16.097	12 Jacob ROULSTONE	AUS	GASGAS	1'44.008	150.4	2
4'16.874	64 David MUÑOZ	SPA	KTM	1'41.797	153.7	2
5'59.462	66 Joel KELSO	AUS	KTM	1'41.198	154.6	3
9'21.472	64 David MUÑOZ	SPA	KTM	1'40.820	155.2	5

These data/results cannot be reproduced, stored and/or transmitted in whole or in part by any manner of electronic, mechanical, photocopying, recording, broadcasting or otherwise now known or herein after developed without the previous express consent by the copyright owner, except for reproduction in daily press and regular printed publications on sale to the public within 60 days of the event related to those data/results and always provided that copyright symbol appears together as follows below.

© DORNA, 2024

Official MotoGP Timing by TISSOT
www.motogp.com



Spielberg, Monday, August 19, 2024