


4348 m.

Spielberg Moto2 & Moto3 Official Test

Session 1

Classification

3

	Rider	Nation	Team	Motorcycle	Time	Lap	Total	Gap	Top Speed
1	14 Tony ARBOLINO	ITA	Elf Marc VDS Racing Team	KALEX	1'33.761	19	20		257.1
2	35 Somkiat CHANTRA	THA	IDEMITSU Honda Team Asia	KALEX	1'33.925	22	23	0.164 0.164	258.0
3	44 Aron CANET	SPA	Fantic Racing	KALEX	1'34.084	15	15	0.323 0.159	256.2
4	84 Zonta VD GOORBERGH	NED	RW-Idrofoglia Racing GP	KALEX	1'34.579	8	15	0.818 0.495	255.3
5	7 Barry BALTUS	BEL	RW-Idrofoglia Racing GP	KALEX	1'34.743	14	14	0.982 0.164	254.4
6	34 Mario AJI	INA	IDEMITSU Honda Team Asia	KALEX	1'34.766	18	21	1.005 0.023	257.1
7	9 Jorge NAVARRO	SPA	KLINT Forward Factory Team	FORWARD	1'34.822	20	21	1.061 0.056	257.1
8	22 Ayumu SASAKI	JPN	Yamaha VR46 Master Camp Team	KALEX	1'34.825	15	20	1.064 0.003	258.0
9	12 Filip SALAC	CZE	Elf Marc VDS Racing Team	KALEX	1'34.850	7	20	1.089 0.025	255.3
10	52 Jeremy ALCOBA	SPA	Yamaha VR46 Master Camp Team	KALEX	1'34.895	12	21	1.134 0.045	257.1
11	20 Xavi CARDELUS	AND	Fantic Racing	KALEX	1'35.648	15	19	1.887 0.753	256.2
12	43 Sebastian LOSCIALE	SWE	KLINT Forward Factory Team	FORWARD	1'42.175	10	10	8.414 6.527	250.0

Practice condition: Dry

Air: 19°

Humidity: 85%

Ground: 24°

Fastest Lap:	Lap: 19	Tony ARBOLINO	1'33.761	166.9 Km/h
Best Race Lap:	2022	Celestino VIETTI	1'34.073	166.3 Km/h
All-Time Lap Record:	2024	Sergio GARCIA	1'33.461	167.4 Km/h

The results are provisional until the end of the limit for protest and appeals.

Time limit for protest expires 60' after publication of the results - Time:

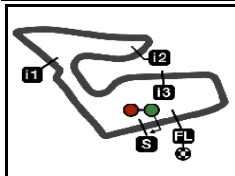
These data/results cannot be reproduced, stored and/or transmitted in whole or in part by any manner of electronic, mechanical, photocopying, recording, broadcasting or otherwise now known or herein after developed without the previous express consent by the copyright owner, except for reproduction in daily press and regular printed publications on sale to the public within 60 days of the event related to those data/results and always provided that copyright symbol appears together as follows below.

© DORNA, 2024

Official MotoGP Timing by TISSOT
www.motogp.com

Spielberg, Monday, August 19, 2024





4348 m.

Spielberg Moto2 & Moto3 Official Test

Session 1

Top Speed & Average

4



Rider	Nation	Motorcycle	Top 5 speeds					Average	Top
22 Ayumu SASAKI	JPN	KALEX	258.0	258.0	257.1	257.1	257.1	257.3	258.0
35 Somkiat CHANTRA	THA	KALEX	258.0	257.1	256.2	256.2	255.3	256.1	258.0
9 Jorge NAVARRO	SPA	FORWARD	257.1	256.2	256.2	255.3	255.3	255.7	257.1
14 Tony ARBOLINO	ITA	KALEX	257.1	257.1	255.3	254.4	254.4	255.3	257.1
34 Mario AJI	INA	KALEX	257.1	255.3	255.3	255.3	255.3	255.7	257.1
52 Jeremy ALCOBA	SPA	KALEX	257.1	255.3	255.3	254.4	254.4	255.0	257.1
20 Xavi CARDELUS	AND	KALEX	256.2	255.3	255.3	254.4	254.4	254.7	256.2
44 Aron CANET	SPA	KALEX	256.2	255.3	255.3	255.3	254.4	255.0	256.2
12 Filip SALAC	CZE	KALEX	255.3	254.4	254.4	254.4	254.4	254.5	255.3
84 Zonta VD GOORBERGH	NED	KALEX	255.3	253.5	253.5	252.6	252.6	253.0	255.3
7 Barry BALTUS	BEL	KALEX	254.4	253.5	253.5	253.5	253.5	253.7	254.4
43 Sebastian LOSCIALE	SWE	FORWARD	250.0	249.1	249.1	249.1	249.1	249.3	250.0

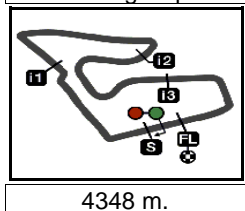
These data/results cannot be reproduced, stored and/or transmitted in whole or in part by any manner of electronic, mechanical, photocopying, recording, broadcasting or otherwise now known or herein after developed without the previous express consent by the copyright owner, except for reproduction in daily press and regular printed publications on sale to the public within 60 days of the event related to those data/results and always provided that copyright symbol appears together as follows below.

© DORNA, 2024

Official MotoGP Timing by TISSOT
www.motogp.com



Spielberg, Monday, August 19, 2024



4348 m.

**Spielberg Moto2 & Moto3 Official Test
Session 1**

Chronological Analysis of Performances

5

* Lap / Sector time cancelled T1 Time from finish line to 1st intermediate T3 Time from 2nd intermed. to 3rd intermed.
P Crossing the finish line in pit lane T2 Time from 1st intermed. to 2nd intermed. T4 Time from 3rd intermediate to finish line

Lap	Lap Time	T1	T2	T3	T4	Speed	Lap	Lap Time	T1	T2	T3	T4	Speed	
1st	14	Tony ARBOLINO Elf Marc VDS Racing ITA Runs=4 Total laps=20 Full laps=13 Valid laps=13						22	1'33.925	26.037	26.365	24.427	17.096	257.1
							23	1'33.946	25.942	26.423	24.416	17.165	258.0	
1	1'51.637	29.929	29.106	26.058	17.911									
2	1'36.808	26.686	27.396	25.243	17.483	252.6								
3	1'35.343	26.355	26.740	25.006	17.242	254.4								
4	1'34.968	26.223	26.603	24.984	17.158	253.5								
5	1'34.651	26.155	26.524	24.790	17.182	255.3								
6	1'43.481 P	28.392	28.437	27.077	19.575	240.8								
7	6'19.848	27.438	28.663	25.783	17.719									
8	1'35.913	26.534	26.845	25.009	17.525	251.7								
9	1'35.322	26.211	26.713	25.023	17.375	252.6								
10	1'34.824	26.050	26.525	24.945	17.304	253.5								
11	1'34.578	26.021	26.493	24.830	17.234	253.5								
12	1'44.300 P	27.627	28.365	25.877	22.431	254.4								
13	17'27.796	27.725	28.404	25.809	17.909									
14	1'36.367	26.760	27.086	25.067	17.454	252.6								
15	1'35.522	26.395	26.656	24.978	17.493	254.4								
16	1'36.773 P	26.790	27.038	25.244	17.701	253.5								
17	4'08.968	25.462	27.336	25.223	17.295									
18	1'34.201	26.162	26.351	24.612	17.076	254.4								
19	1'33.761	25.879	26.261	24.568	17.053	257.1								
20	1'34.189	25.891	26.379	24.639	17.280	257.1								
3rd	44	Aron CANET Fantic Racing SPA Runs=4 Total laps=15 Full laps=9 Valid laps=9												
1	2'31.942	30.830	27.664	26.063	17.652									
2	1'36.324	26.715	26.984	25.258	17.367	253.5								
3	1'35.351	26.520	26.726	24.789	17.316	255.3								
4	1'34.918	26.351	26.605	24.718	17.244	256.2								
5	1'48.695 P	27.503	29.878	27.773	23.541	255.3								
6	22'41.317 P	31.294	27.537	25.491	24.726									
7	5'52.276	31.953	26.933	24.988	17.289									
8	1'34.554	26.222	26.527	24.663	17.142	254.4								
9	1'34.506	26.171	26.489	24.654	17.192	255.3								
10	1'41.892 P	26.131	26.894	27.422	21.445	254.4								
11	7'18.398	29.941	27.433	25.496	17.371									
12	1'34.932	26.317	26.636	24.790	17.189	251.7								
13	1'34.730	26.206	26.599	24.701	17.224	253.5								
14	1'34.301	26.052	26.396	24.744	17.109	253.5								
15	1'34.084	25.973	26.351	24.679	17.081	254.4								
4th	84	Zonta VD GOORBE RW-Idrofoglia Racing NED Runs=2 Total laps=15 Full laps=12 Valid laps=12												
1	9'12.264	31.381	27.754	25.154	17.497									
2	1'35.540	26.355	26.770	25.058	17.357	252.6								
3	1'35.132	26.396	26.698	24.750	17.288	252.6								
4	1'34.918	26.237	26.702	24.701	17.278	252.6								
5	1'34.785	26.254	26.502	24.796	17.233	251.7								
6	1'34.750	26.222	26.551	24.728	17.249	252.6								
7	1'34.625	26.129	26.600	24.666	17.230	252.6								
8	1'34.579	26.155	26.505	24.682	17.237	252.6								
9	1'34.907	26.133	26.704	24.761	17.309	252.6								
10	1'34.778	26.138	26.586	24.794	17.260	253.5								
11	1'34.903	26.204	26.628	24.820	17.251	252.6								
12	1'45.756 P	29.165	28.558	26.784	21.249	222.2								
13	25'39.709	26.647	27.213	24.961	17.526									
14	1'34.746	26.220	26.724	24.579	17.223	253.5								
15	1'34.948	26.208	26.656	24.660	17.424	255.3								
5th	7	Barry BALTUS RW-Idrofoglia Racing BEL Runs=2 Total laps=14 Full laps=11 Valid laps=11												
1	26'30.774	27.663	27.985	25.437	17.937									
2	1'36.478	26.811	27.022	25.038	17.607	251.7								
3	1'35.529	26.512	26.748	24.967	17.302	253.5								
4	1'35.652	26.369	26.979	24.904	17.400	252.6								
5	1'35.214	26.387	26.667	24.866	17.294	252.6								

Fastest Lap: Tony ARBOLINO Elf Marc VDS Racing ITA 1'33.761 25.879 26.261 24.568 17.053

These data/results cannot be reproduced, stored and/or transmitted in whole or in part by any manner of electronic, mechanical, photocopying, recording, broadcasting or otherwise now known or herein after developed without the previous express consent by the copyright owner, except for reproduction in daily press and regular printed publications on sale to the public within 60 days of the event related to those data/results and always provided that copyright symbol appears together as follows below.
© DORNA, 2024



Session 1

Moto2

Lap	Lap Time	T1	T2	T3	T4	Speed	Lap	Lap Time	T1	T2	T3	T4	Speed
6	1'35.129	26.399	26.519	24.873	17.338	253.5	21	1'42.623 P	26.197	26.751	26.761	22.914	257.1
7	1'35.182	26.306	26.647	24.935	17.294	251.7	8th 22 Ayumu SASAKI Yamaha VR46 Master JPN Runs=4 Total laps=20 Full laps=14 Valid laps=14						
8	1'34.869	26.290	26.502	24.804	17.273	252.6	1	2'18.365 P	32.421	28.125	26.034	20.150	
9	1'34.780	26.210	26.458	24.786	17.326	252.6	2	5'55.000	30.981	27.684	25.418	17.898	
10	1'42.569 P	27.356	27.858	24.658	22.697	253.5	3	1'36.948	26.986	27.072	25.210	17.680	257.1
11	9'47.777	26.511	27.018	24.949	17.442		4	1'36.107	26.707	26.770	25.045	17.585	257.1
12	1'35.589	26.568	26.775	24.865	17.381	252.6	5	1'36.007	26.484	26.934	25.007	17.582	257.1
13	1'34.899	26.319	26.503	24.803	17.274	253.5	6	1'35.508	26.263	26.780	24.988	17.477	257.1
14	1'34.743	26.186	26.475	24.832	17.250	254.4	7	1'45.002 P	28.390	28.355	25.922	22.335	257.1
6th 34 Mario AJI IDEMITSU Honda Tea INA Runs=3 Total laps=21 Full laps=16 Valid laps=16							8	8'11.752	32.638	27.908	25.640	17.739	
1	4'53.279	31.692	28.482	25.913	17.889		9	1'36.148	26.635	26.833	25.074	17.606	255.3
2	1'37.359	26.927	27.415	25.338	17.679	252.6	10	1'36.360	26.555	26.905	25.177	17.723	256.2
3	1'37.025	26.601	27.378	25.303	17.743	253.5	11	1'42.627 P	26.661	27.415	26.411	22.140	255.3
4	1'37.583	27.654	27.191	25.171	17.567	249.1	12	13'21.967	31.305	27.193	25.130	17.692	
5	1'36.003	26.372	26.901	25.132	17.598	253.5	13	1'36.971	27.689	26.768	24.982	17.532	256.2
6	1'35.873	26.372	26.808	25.126	17.567	252.6	14	1'35.538	26.475	26.863	24.740	17.460	256.2
7	1'36.099	26.515	26.762	25.206	17.616	253.5	15	1'34.825	26.216	26.434	24.732	17.443	258.0
8	1'44.281 P	27.395	28.079	25.804	23.003	252.6	16	1'35.250	26.344	26.583	24.790	17.533	257.1
9	9'18.691	31.779	27.715	25.582	17.713		17	1'35.193	26.229	26.543	24.887	17.534	256.2
10	1'37.411	26.810	27.241	25.666	17.694	250.0	18	1'35.397	26.233	26.593	25.034	17.537	257.1
11	1'36.760	26.496	27.147	25.443	17.674	250.8	19	1'39.622	30.122	27.044	24.962	17.494	254.4
12	1'50.878 P	28.684	28.469	27.348	26.377	250.8	20	1'35.089	26.211	26.543	24.827	17.508	258.0
13	12'11.587	31.923	27.851	25.352	17.509		9th 12 Filip SALAC Elf Marc VDS Racing CZE Runs=3 Total laps=20 Full laps=16 Valid laps=16						
14	1'36.903	27.273	27.140	24.987	17.503	253.5	1	3'11.426	34.146	28.929	25.865	17.761	
15	1'35.109	26.235	26.650	24.766	17.458	253.5	2	1'36.350	26.555	27.204	25.237	17.354	253.5
16	1'35.070	26.244	26.713	24.762	17.351	255.3	3	1'36.445	26.717	27.041	25.285	17.402	254.4
17	1'35.019	26.185	26.706	24.774	17.354	255.3	4	1'35.737	26.408	26.886	25.025	17.418	254.4
18	1'34.766	26.185	26.604	24.713	17.264	255.3	5	1'35.185	26.247	26.565	25.062	17.311	255.3
19	1'36.132	26.264	26.981	25.310	17.577	257.1	6	1'35.040	26.145	26.517	24.995	17.383	254.4
20	1'35.287	26.199	26.744	24.929	17.415	255.3	7	1'34.850	26.130	26.467	24.962	17.291	254.4
21	1'35.107	26.173	26.642	24.865	17.427	254.4	8	1'35.089	26.171	26.471	25.030	17.417	254.4
7th 9 Jorge NAVARRO KLINT Forward Factor SPA Runs=5 Total laps=21 Full laps=12 Valid laps=12							9	1'43.113 P	27.176	27.089	25.501	23.347	254.4
1	4'32.542	32.310	27.778	25.452	17.702		10	16'49.251 P	28.460	28.434	26.975	24.862	
2	1'36.733	26.834	27.140	25.211	17.548	254.4	11	7'53.319	26.655	27.409	25.668	17.648	
3	1'35.946	26.632	26.822	25.032	17.460	255.3	12	1'35.793	26.361	26.749	25.255	17.428	253.5
4	1'35.685	26.519	26.668	25.115	17.383	255.3	13	1'36.106	26.252	27.119	25.258	17.477	253.5
5	1'35.517	26.390	26.753	24.986	17.388	253.5	14	1'35.484	26.257	26.787	25.049	17.391	253.5
6	1'44.401 P	27.232	27.846	26.774	22.549	253.5	15	1'35.059	26.142	26.519	25.019	17.379	253.5
7	5'57.379	31.338	27.196	25.346	17.400		16	1'35.149	26.122	26.494	25.055	17.478	253.5
8	1'35.446	26.538	26.657	24.952	17.299	253.5	17	1'35.299	26.244	26.579	25.063	17.413	253.5
9	1'35.377	26.385	26.617	25.080	17.295	254.4	18	1'35.109	26.137	26.569	24.956	17.447	253.5
10	1'35.191	26.226	26.569	25.045	17.351	255.3	19	1'35.042	26.112	26.456	25.034	17.440	253.5
11	1'45.487 P	27.539	28.626	25.947	23.375	254.4	20	1'35.104	26.136	26.533	25.024	17.411	253.5
12	10'05.747 P	32.428	28.482	27.011	23.036		10th 52 Jeremy ALCOBA Yamaha VR46 Master SPA Runs=3 Total laps=21 Full laps=16 Valid laps=16						
13	3'44.142	31.538	26.956	25.266	17.484		1	2'46.372	32.917	31.258	26.961	18.751	
14	1'35.366	26.346	26.741	24.947	17.332	255.3	2	1'42.118	28.433	29.087	26.201	18.397	237.6
15	1'35.067	26.269	26.524	24.881	17.393	256.2	3	1'37.036	27.078	27.078	25.298	17.582	251.7
16	1'34.975	26.250	26.554	24.839	17.332	255.3	4	1'35.701	26.369	26.827	25.015	17.490	255.3
17	1'34.887	26.175	26.533	24.857	17.322	255.3	5	1'35.510	26.378	26.686	24.889	17.557	257.1
18	1'39.167 P	26.187	27.004	25.936	20.040	255.3	6	1'35.244	26.297	26.746	24.789	17.412	253.5
19	5'43.550	31.260	26.875	25.259	17.855								
20	1'34.822	26.149	26.541	24.766	17.366	256.2							

Fastest Lap: Tony ARBOLINO Elf Marc VDS Racing ITA **1'33.761** 25.879 26.261 24.568 17.053

These data/results cannot be reproduced, stored and/or transmitted in whole or in part by any manner of electronic, mechanical, photocopying, recording, broadcasting or otherwise now known or herein after developed without the previous express consent by the copyright owner, except for reproduction in daily press and regular printed publications on sale to the public within 60 days of the event related to those data/results and always provided that copyright symbol appears together as follows below.
© DORNA, 2024

Session 1

Moto2

Lap	Lap Time		T1	T2	T3	T4	Speed	Lap	Lap Time	T1	T2	T3	T4	Speed
7	1'38.894	P	26.369	26.849	24.855	20.821	255.3							
8	15'08.096		27.043	27.558	25.430	17.597								
9	1'35.417		26.401	26.703	24.850	17.463	254.4							
10	1'35.116		26.265	26.589	24.781	17.481	253.5							
11	1'35.133		26.281	26.550	24.838	17.464	251.7							
12	1'34.895		26.170	26.582	24.772	17.371	253.5							
13	1'34.955		26.201	26.551	24.804	17.399	253.5							
14	1'35.023		26.333	26.529	24.798	17.363	252.6							
15	1'34.985		26.191	26.577	24.868	17.349	253.5							
16	1'38.160	P	26.311	26.551	24.814	20.484	254.4							
17	9'18.657		26.851	27.254	25.319	17.542								
18	1'36.355		26.429	27.292	25.085	17.549	253.5							
19	1'35.175		26.254	26.564	24.964	17.393	252.6							
20	1'35.479		26.205	26.602	24.832	17.840	254.4							
21	1'34.946		26.145	26.510	24.847	17.444	254.4							

11th 20 **Xavi CARDELUS** Fantic Racing AND
 Runs=3 Total laps=19 Full laps=14 Valid laps=14

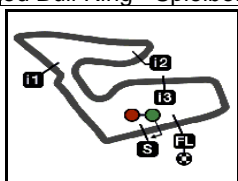
1	1'56.753		30.937	27.650	25.627	17.850								
2	1'36.470		26.657	26.991	25.256	17.566	254.4							
3	6'28.449	P	5'09.655	31.431	26.946	20.417	256.2							
4	14'26.668		31.722	27.523	25.597	17.782								
5	1'37.038		26.850	27.017	25.298	17.873	250.0							
6	1'36.413		26.578	26.932	25.314	17.589	253.5							
7	1'36.401		26.565	26.849	25.319	17.668	254.4							
8	1'38.114		26.485	28.149	25.793	17.687	254.4							
9	1'36.139		26.463	26.815	25.200	17.661	255.3							
10	1'36.204		26.582	26.769	25.221	17.632	253.5							
11	1'39.102	P	26.920	27.263	26.131	18.788	254.4							
12	8'52.638		27.330	27.665	25.643	17.773								
13	1'36.538		26.903	26.839	25.221	17.575	255.3							
14	1'35.690		26.305	26.652	25.192	17.541	253.5							
15	1'35.648		26.374	26.629	25.143	17.502	254.4							
16	1'35.931		26.384	26.779	25.099	17.669	254.4							
17	1'35.968		26.551	26.716	25.150	17.551	254.4							
18	1'35.740		26.347	26.686	25.109	17.598	254.4							
19	1'35.978		26.337	26.664	25.350	17.627	254.4							

12th 43 **Sebastian LOSCIAL** KLINT Forward Factor SWE
 Runs=2 Total laps=10 Full laps=7 Valid laps=10

1	4'10.564		30.081	30.942	28.606	19.449								
2	1'45.987		29.229	29.536	27.936	19.286	250.0							
3	1'44.550		28.710	29.211	27.564	19.065	248.2							
	unfinished		28.372	28.903			248.2							
4	1'49.637		30.374	31.161	28.251	19.851								
5	1'44.368		28.692	28.946	27.604	19.126	246.5							
6	1'45.998		29.850	29.853	27.304	18.991	249.1							
7	1'42.584		28.320	28.402	27.138	18.724	249.1							
8	1'42.352		28.101	28.284	27.327	18.640	249.1							
9	1'43.282		28.676	28.484	27.414	18.708	248.2							
10	1'42.175		27.987	28.429	27.121	18.638	249.1							

Fastest Lap: Tony ARBOLINO Elf Marc VDS Racing ITA **1'33.761** 25.879 26.261 24.568 17.053

These data/results cannot be reproduced, stored and/or transmitted in whole or in part by any manner of electronic, mechanical, photocopying, recording, broadcasting or otherwise now known or herein after developed without the previous express consent by the copyright owner, except for reproduction in daily press and regular printed publications on sale to the public within 60 days of the event related to those data/results and always provided that copyright symbol appears together as follows below.
 © DORNA, 2024



4348 m.

Spielberg Moto2 & Moto3 Official Test

Session 1

Best Partial Times

Moto2™

IT Ideal Lap Time, sum of the best partial times*BT* Best Lap Time

<i>T1</i>		<i>T2</i>		<i>T3</i>		<i>T4</i>				<i>IT</i>	<i>BT</i>	
<i>Pos</i>	<i>Rider</i>	<i>Time</i>	<i>Rider</i>	<i>Time</i>	<i>Rider</i>	<i>Time</i>	<i>Rider</i>	<i>Time</i>	<i>Pos</i>	<i>Rider</i>	<i>IT</i>	<i>BT</i>
1	T.ARBOLINO	25.879	T.ARBOLINO	26.261	S.CHANTRA	24.416	T.ARBOLINO	17.053	1	S.CHANTRA	1'33.760	1'33.925 (2)
2	S.CHANTRA	25.942	S.CHANTRA	26.306	T.ARBOLINO	24.568	A.CANET	17.081	2	T.ARBOLINO	1'33.761	1'33.761 (1)
3	A.CANET	25.973	A.CANET	26.351	Z.VD GOORBER	24.579	S.CHANTRA	17.096	3	A.CANET	1'34.059	1'34.084 (3)
4	F.SALAC	26.112	A.SASAKI	26.434	A.CANET	24.654	Z.VD GOORBER	17.223	4	Z.VD GOORBE	1'34.433	1'34.579 (4)
5	Z.VD GOORBER	26.129	F.SALAC	26.456	B.BALTUS	24.658	B.BALTUS	17.250	5	B.BALTUS	1'34.552	1'34.743 (5)
6	J.ALCOBA	26.145	B.BALTUS	26.458	M.AJI	24.713	M.AJI	17.264	6	J.NAVARRO	1'34.734	1'34.822 (7)
7	J.NAVARRO	26.149	Z.VD GOORBER	26.502	A.SASAKI	24.732	F.SALAC	17.291	7	M.AJI	1'34.754	1'34.766 (6)
8	M.AJI	26.173	J.ALCOBA	26.510	J.NAVARRO	24.766	J.NAVARRO	17.295	8	J.ALCOBA	1'34.776	1'34.895 (10)
9	B.BALTUS	26.186	J.NAVARRO	26.524	J.ALCOBA	24.772	J.ALCOBA	17.349	9	F.SALAC	1'34.815	1'34.850 (9)
10	A.SASAKI	26.211	M.AJI	26.604	F.SALAC	24.956	A.SASAKI	17.443	10	A.SASAKI	1'34.820	1'34.825 (8)
11	X.CARDELUS	26.305	X.CARDELUS	26.629	X.CARDELUS	25.099	X.CARDELUS	17.502	11	X.CARDELUS	1'35.535	1'35.648 (11)
12	S.LOSCIALE	27.987	S.LOSCIALE	28.284	S.LOSCIALE	27.121	S.LOSCIALE	18.638	12	S.LOSCIALE	1'42.030	1'42.175 (12)

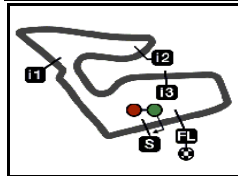
These data/results cannot be reproduced, stored and/or transmitted in whole or in part by any manner of electronic, mechanical, photocopying, recording, broadcasting or otherwise now known or herein after developed without the previous express consent by the copyright owner, except for reproduction in daily press and regular printed publications on sale to the public within 60 days of the event related to those data/results and always provided that copyright symbol appears together as follows below.

© DORNA, 2024

Official MotoGP Timing by  TISSOT
www.motogp.com








4348 m.

Spielberg Moto2 & Moto3 Official Test

Session 1

Fastest Laps Sequence

<i>Practice Time</i>	 <i>Rider</i>	<i>Nation</i>	<i>Motorcycle</i>	<i>Time</i>	<i>Km/h</i>	<i>Rider's Lap</i>
3'28.445	14 Tony ARBOLINO	ITA	KALEX	1'36.808	161.6	2
3'33.223	20 Xavi CARDELUS	AND	KALEX	1'36.470	162.2	2
4'08.266	44 Aron CANET	SPA	KALEX	1'36.324	162.5	2
5'03.788	14 Tony ARBOLINO	ITA	KALEX	1'35.343	164.1	3
6'38.756	14 Tony ARBOLINO	ITA	KALEX	1'34.968	164.8	4
7'18.535	44 Aron CANET	SPA	KALEX	1'34.918	164.9	4
8'13.407	14 Tony ARBOLINO	ITA	KALEX	1'34.651	165.3	5
18'42.014	84 Zonta VD GOORBERGH	NED	KALEX	1'34.625	165.4	7
20'16.593	84 Zonta VD GOORBERGH	NED	KALEX	1'34.579	165.4	8
22'37.373	14 Tony ARBOLINO	ITA	KALEX	1'34.578	165.5	11
38'23.924	35 Somkiat CHANTRA	THA	KALEX	1'34.497	165.6	15
47'38.423	35 Somkiat CHANTRA	THA	KALEX	1'34.406	165.8	18
49'12.581	35 Somkiat CHANTRA	THA	KALEX	1'34.158	166.2	19
52'21.851	35 Somkiat CHANTRA	THA	KALEX	1'34.049	166.4	21
53'55.061	14 Tony ARBOLINO	ITA	KALEX	1'33.761	166.9	19

These data/results cannot be reproduced, stored and/or transmitted in whole or in part by any manner of electronic, mechanical, photocopying, recording, broadcasting or otherwise now known or herein after developed without the previous express consent by the copyright owner, except for reproduction in daily press and regular printed publications on sale to the public within 60 days of the event related to those data/results and always provided that copyright symbol appears together as follows below.

© DORNA, 2024

Official MotoGP Timing by TISSOT
www.motogp.com



Spielberg, Monday, August 19, 2024