


5245 m.

**Mugello MotoGP™ Official Test**  
**Session 1**  
**Classification**

**3**

	Rider	Nation	Team	Motorcycle	Time	Lap	Total	Gap	Top Speed
1	33 Brad BINDER	RSA	Red Bull KTM Factory Racing	KTM	<b>1'47.617</b>	5	17		<b>350.6</b>
2	31 Pedro ACOSTA	SPA	Red Bull GASGAS Tech3	KTM	<b>1'47.650</b>	4	17	0.033 0.033	<b>351.7</b>
3	10 Luca MARINI	ITA	Repsol Honda Team	HONDA	<b>1'49.051</b>	18	40	1.434 1.401	<b>347.2</b>
4	43 Jack MILLER	AUS	Red Bull KTM Factory Racing	KTM	<b>1'49.231</b>	11	32	1.614 0.180	<b>346.1</b>
5	36 Joan MIR	SPA	Repsol Honda Team	HONDA	<b>1'49.788</b>	3	24	2.171 0.557	<b>347.2</b>
6	12 Maverick VIÑALES	SPA	Aprilia Racing	APRILIA	<b>1'54.978</b>	7	18	7.361 5.190	<b>340.6</b>
7	42 Alex RINS	SPA	Monster Energy Yamaha MotoGP	YAMAHA	<b>1'57.652</b>	10	16	10.035 2.674	<b>338.5</b>
8	5 Johann ZARCO	FRA	CASTROL Honda LCR	HONDA	<b>1'58.093</b>	12	29	10.476 0.441	<b>341.7</b>
9	88 Miguel OLIVEIRA	POR	Trackhouse Racing	APRILIA	<b>1'58.282</b>	6	6	10.665 0.189	<b>332.3</b>
10	30 Takaaki NAKAGAMI	JPN	IDEMITSU Honda LCR	HONDA	<b>1'58.500</b>	14	29	10.883 0.218	<b>338.5</b>
11	32 Lorenzo SAVADORI	ITA	Aprilia Racing	APRILIA	<b>1'59.297</b>	3	29	11.680 0.797	<b>336.4</b>
12	25 Raul FERNANDEZ	SPA	Trackhouse Racing	APRILIA	<b>1'59.381</b>	3	6	11.764 0.084	<b>341.7</b>
13	37 Augusto FERNANDEZ	SPA	Red Bull GASGAS Tech3	KTM	<b>2'00.052</b>	15	15	12.435 0.671	<b>338.5</b>
14	20 Fabio QUARTARARO	FRA	Monster Energy Yamaha MotoGP	YAMAHA	<b>2'02.375</b>	11	15	14.758 2.323	<b>334.3</b>
15	21 Franco MORBIDELLI	ITA	Prima Pramac Racing	DUCATI	<b>2'05.815</b>	6	8	18.198 3.440	<b>329.2</b>
16	73 Alex MARQUEZ	SPA	Gresini Racing MotoGP	DUCATI	<b>2'06.680</b>	3	3	19.063 0.865	<b>326.2</b>

**Not classified**

1	Francesco BAGNAIA	ITA	Ducati Lenovo Team	DUCATI
23	Enea BASTIANINI	ITA	Ducati Lenovo Team	DUCATI
41	Aleix ESPARGARO	SPA	Aprilia Racing	APRILIA
49	Fabio DI GIANNANTONIO	ITA	Pertamina Enduro VR46 Racing Te	DUCATI
72	Marco BEZZECCHI	ITA	Pertamina Enduro VR46 Racing Te	DUCATI
89	Jorge MARTIN	SPA	Prima Pramac Racing	DUCATI
93	Marc MARQUEZ	SPA	Gresini Racing MotoGP	DUCATI

Practice condition: Dry

Air: 17°

Humidity: 76%

Ground: 20°

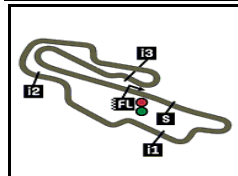
<b>Fastest Lap:</b>	Lap: 5	<b>Brad BINDER</b>	<b>1'47.617</b>	175.4 Km/h
<b>Best Race Lap:</b>	2024	<b>Francesco BAGNAIA</b>	<b>1'45.770</b>	178.5 Km/h
<b>All-Time Lap Record:</b>	2024	<b>Jorge MARTIN</b>	<b>1'44.504</b>	180.6 Km/h

The results are provisional until the end of the limit for protest and appeals.

Time limit for protest expires 60' after publication of the results - ..... Time: .....

These data/results cannot be reproduced, stored and/or transmitted in whole or in part by any manner of electronic, mechanical, photocopying, recording, broadcasting or otherwise now known or herein after developed without the previous express consent by the copyright owner, except for reproduction in daily press and regular printed publications on sale to the public within 60 days of the event related to those data/results and always provided that copyright symbol appears together as follows below.

© DORNA, 2024



5245 m.

## Mugello MotoGP™ Official Test

### Session 1

### Top Speed & Average

4



Rider	Nation	Motorcycle	Top 5 speeds					Average	Top
31 <b>Pedro ACOSTA</b>	<b>SPA</b>	KTM	351.7	351.7	350.6	349.5	340.6	348.8	<b>351.7</b>
33 <b>Brad BINDER</b>	<b>RSA</b>	KTM	350.6	350.6	349.5	348.3	348.3	349.5	<b>350.6</b>
10 <b>Luca MARINI</b>	<b>ITA</b>	HONDA	347.2	347.2	347.2	345.0	345.0	345.8	<b>347.2</b>
36 <b>Joan MIR</b>	<b>SPA</b>	HONDA	347.2	347.2	347.2	337.5	337.5	341.7	<b>347.2</b>
43 <b>Jack MILLER</b>	<b>AUS</b>	KTM	346.1	346.1	346.1	346.1	346.1	346.1	<b>346.1</b>
41 <b>Aleix ESPARGARO</b>	<b>SPA</b>	APRILIA	345.0	191.4				268.2	<b>345.0</b>
5 <b>Johann ZARCO</b>	<b>FRA</b>	HONDA	341.7	339.6	339.6	338.5	338.5	339.6	<b>341.7</b>
25 <b>Raul FERNANDEZ</b>	<b>SPA</b>	APRILIA	341.7	332.3	322.3	320.4	200.7	303.5	<b>341.7</b>
12 <b>Maverick VIÑALES</b>	<b>SPA</b>	APRILIA	340.6	336.4	336.4	335.4	335.4	336.8	<b>340.6</b>
30 <b>Takaaki NAKAGAMI</b>	<b>JPN</b>	HONDA	338.5	337.5	337.5	337.5	337.5	337.7	<b>338.5</b>
37 <b>Augusto FERNANDEZ</b>	<b>SPA</b>	KTM	338.5	337.5	336.4	336.4	336.4	337.0	<b>338.5</b>
42 <b>Alex RINS</b>	<b>SPA</b>	YAMAHA	338.5	337.5	337.5	335.4	334.3	336.0	<b>338.5</b>
32 <b>Lorenzo SAVADORI</b>	<b>ITA</b>	APRILIA	336.4	333.3	331.2	331.2	331.2	332.7	<b>336.4</b>
20 <b>Fabio QUARTARARO</b>	<b>FRA</b>	YAMAHA	334.3	333.3	332.3	331.2	331.2	332.5	<b>334.3</b>
88 <b>Miguel OLIVEIRA</b>	<b>POR</b>	APRILIA	332.3	332.3	330.2	328.2	325.3	329.7	<b>332.3</b>
21 <b>Franco MORBIDELLI</b>	<b>ITA</b>	DUCATI	329.2	329.2	327.2	325.3	325.3	327.2	<b>329.2</b>
73 <b>Alex MARQUEZ</b>	<b>SPA</b>	DUCATI	326.2	326.2	325.3	201.1		294.7	<b>326.2</b>
93 <b>Marc MARQUEZ</b>	<b>SPA</b>	DUCATI	322.3	189.4				255.9	<b>322.3</b>
49 <b>Fabio DI GIANNANTONIO</b>	<b>ITA</b>	DUCATI	183.0					183.0	<b>183.0</b>
72 <b>Marco BEZZECCHI</b>	<b>ITA</b>	DUCATI	175.3					175.3	<b>175.3</b>

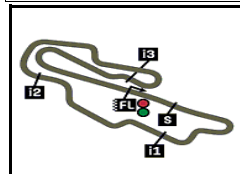
These data/results cannot be reproduced, stored and/or transmitted in whole or in part by any manner of electronic, mechanical, photocopying, recording, broadcasting or otherwise now known or herein after developed without the previous express consent by the copyright owner, except for reproduction in daily press and regular printed publications on sale to the public within 60 days of the event related to those data/results and always provided that copyright symbol appears together as follows below.

© DORNA, 2024

Official MotoGP Timing by TISSOT  
www.motogp.com



Mugello, Monday, June 03, 2024



5245 m.

Mugello MotoGP™ Official Test  
Session 1

Chronological Analysis of Performances

5

\* Lap / Sector time cancelled      T1 Time from finish line to 1st intermediate      T3 Time from 2nd intermed. to 3rd intermed.  
P Crossing the finish line in pit lane      T2 Time from 1st intermed. to 2nd intermed.      T4 Time from 3rd intermediate to finish line

Lap	Lap Time	T1	T2	T3	T4	Speed	Lap	Lap Time	T1	T2	T3	T4	Speed	
<b>1st</b>	<b>33</b>	<b>Brad BINDER</b> Red Bull KTM Factory RSA						3	<b>2'09.108</b>	29.863	27.866	42.486	28.893	325.3
		Runs=4 Total laps=17 Full laps=10 Valid laps=10						4	1'04.432 P	32.049				320.4
1	1:08'46.832	35.179	26.146	40.022	26.396	174.1	5	2'19.120	37.582	28.965	43.370	29.203	141.9	
2	<b>1'51.717</b>	26.542	23.864	36.271	25.040	348.3	6	<b>2'07.303</b>	29.761	27.448	41.618	28.476	327.2	
3	<b>1'48.212</b>	25.482	22.989	35.238	24.503	349.5	7	<b>2'06.819</b>	29.641	27.493	41.427	28.258	327.2	
4	<b>1'48.018</b>	25.175	23.087	35.229	24.527	348.3	8	1'03.395 P	31.685				308.5	
5	<b>1'47.617</b>	25.195	22.820	35.180	24.422	350.6	9	2'10.121	34.762	26.985	40.453	27.921	163.3	
6	57.234 P	27.701				350.6	10	<b>2'00.872</b>	28.425	25.760	39.464	27.223	333.3	
7	2'21.870	38.036	29.719	44.173	29.942	157.6	11	59.977 P	29.925				320.4	
8	<b>2'10.950</b>	31.751	28.135	42.237	28.827	315.7	12	2'00.465	31.650	24.998	37.677	26.140	204.9	
9	<b>2'06.700</b>	28.960	27.596	41.798	28.346	337.5	13	<b>1'51.799</b>	26.213	23.862	36.471	25.253	343.9	
10	<b>2'05.840</b>	29.069	27.222	41.431	28.118	339.6	14	<b>1'50.312</b>	25.767	23.426	36.113	25.006	345.0	
11	1'08.616 P	33.397				335.4	15	54.811 P	27.258				347.2	
12	2'29.116	45.971	31.568	42.769	28.808	126.4	16	1'56.055	30.262	24.003	36.746	25.044	209.3	
13	<b>2'05.215</b>	29.266	26.916	41.113	27.920	335.4	17	<b>1'49.674</b>	25.824	23.314	35.716	24.820	345.0	
14	<b>2'03.493</b>	28.896	26.595	40.424	27.578	335.4	18	<b>1'49.051</b>	25.546	23.139	35.748	24.618	347.2	
15	2'11.945 P	28.752	28.481	44.010	30.702	338.5	19	54.877 P	27.527				347.2	
16	2'15.205	36.565	28.904	41.688	28.048	177.0	20	2'25.068	40.708	30.955	44.025	29.380	153.8	
17	<b>1'57.459</b>	27.392	25.187	38.488	26.392	339.6	21	<b>2'09.035</b>	29.947	27.957	42.245	28.886	321.4	
	PIT	31.437				306.8	22	<b>2'07.185</b>	29.652	27.431	41.612	28.490	320.4	
							23	1'05.524 P	31.671				313.9	
<b>2nd</b>	<b>31</b>	<b>Pedro ACOSTA</b> Red Bull GASGAS Te SPA						24	2'19.304	39.183	28.608	42.517	28.996	138.1
		Runs=3 Total laps=17 Full laps=12 Valid laps=12						25	<b>2'07.106</b>	29.663	27.659	41.550	28.234	332.3
1	1:16'13.088	32.422	25.152	37.355	25.386	212.5	26	<b>2'05.339</b>	29.349	27.150	40.976	27.864	331.2	
2	<b>1'49.212</b>	25.755	23.280	35.671	24.506	349.5	27	1'02.670 P	31.138				326.2	
3	<b>1'47.884</b>	25.258	22.925	35.262	24.439	351.7	28	2'11.009	34.868	27.177	40.777	28.187	167.7	
4	<b>1'47.650</b>	25.175	22.735	35.350	24.390	350.6	29	<b>2'01.916</b>	28.331	26.402	39.705	27.478	333.3	
5	57.458 P	28.702				351.7	30	<b>2'00.412</b>	27.947	26.018	39.285	27.162	335.4	
6	2'40.498	38.670	45.319	46.987	29.522	198.8	31	1'02.154 P	30.558				317.6	
7	<b>2'10.154</b>	30.602	28.096	42.480	28.976	316.7	32	2'04.367	33.113	26.020	38.597	26.637	198.5	
8	<b>2'07.497</b>	29.544	27.665	41.749	28.539	334.3	33	<b>1'54.557</b>	26.768	24.399	37.280	26.110	343.9	
9	<b>2'05.618</b>	29.162	27.146	41.234	28.076	340.6	34	<b>1'53.006</b>	26.270	23.976	36.787	25.973	345.0	
10	<b>2'05.080</b>	28.978	26.961	40.963	28.178	339.6	35	56.781 P	28.188				345.0	
11	<b>2'07.676</b>	28.805	26.842	43.478	28.551	338.5	36	2'00.119	31.519	25.192	37.508	25.900	207.6	
12	<b>2'04.711</b>	28.765	26.810	40.991	28.145	337.5	37	<b>1'52.465</b>	26.496	23.991	36.625	25.353	343.9	
13	1'05.693 P	33.249				337.5	38	<b>1'51.362</b>	25.972	23.640	36.472	25.278	345.0	
14	2'20.404	39.337	30.053	43.014	28.000	201.4	39	55.377 P	27.224				343.9	
15	<b>2'01.748</b>	28.430	26.257	40.094	26.967	338.5	40	1'12.714 P	44.581				176.7	
16	<b>2'00.081</b>	27.893	25.838	39.606	26.744	338.5		PIT	52.767				194.5	
17	<b>1'58.666</b>	27.463	25.477	39.157	26.569	338.5								
	PIT	31.348				338.5								
<b>4th</b>	<b>43</b>	<b>Jack MILLER</b> Red Bull KTM Factory AUS						1	16'54.144	33.029	26.861	40.003	26.928	216.0
		Runs=8 Total laps=32 Full laps=17 Valid laps=17						2	<b>1'57.814</b>	27.480	25.282	38.907	26.145	340.6
								3	59.060 P	28.464				343.9
								4	2'01.902	31.780	25.767	38.592	25.763	208.4
<b>3rd</b>	<b>10</b>	<b>Luca MARINI</b> Repsol Honda Team ITA						1	2:02'23.129	39.154	30.589	45.104	30.466	183.3
		Runs=12 Total laps=40 Full laps=19 Valid laps=19						2	<b>2'11.941</b>	30.615	28.735	43.172	29.419	318.5

**Fastest Lap:** Brad BINDER Red Bull KTM Factory RSA **1'47.617** 25.195 22.820 35.180 24.422

These data/results cannot be reproduced, stored and/or transmitted in whole or in part by any manner of electronic, mechanical, photocopying, recording, broadcasting or otherwise now known or herein after developed without the previous express consent by the copyright owner, except for reproduction in daily press and regular printed publications on sale to the public within 60 days of the event related to those data/results and always provided that copyright symbol appears together as follows below.  
© DORNA, 2024



# Session 1

# MotoGP

Lap	Lap Time	T1	T2	T3	T4	Speed	Lap	Lap Time	T1	T2	T3	T4	Speed	
5	<b>1'52.031</b>	26.239	23.944	36.865	24.983	346.1	PIT						37.572	337.5
6	<b>1'51.330</b>	26.041	23.698	36.728	24.863	346.1	<b>6th 12</b> <b>Maverick VIÑALES</b> Aprilia Racing SPA							
7	1'01.144 P	31.307				345.0	Runs=5 Total laps=18 Full laps=10 Valid laps=10							
8	1'58.989	31.874	24.529	37.367	25.219	204.9	1	1'45.504	34.513	27.503	40.504	27.246	177.9	
9	<b>1'50.912</b>	26.306	23.525	36.383	24.698	346.1	2	<b>1'59.466</b>	27.970	25.948	38.887	26.661	332.3	
10	<b>1'50.002</b>	25.842	23.287	36.220	24.653	346.1	3	<b>1'58.353</b>	27.533	25.582	38.733	26.505	335.4	
11	<b>1'49.231</b>	25.664	23.116	35.912	24.539	345.0	4	<b>1'57.442</b>	27.532	25.240	38.396	26.274	336.4	
12	<b>1'49.346</b>	25.705	23.117	35.865	24.659	343.9	5	1'00.778 P	29.083				323.3	
13	59.451 P	28.391				346.1	6	2'04.423	33.125	25.915	38.855	26.528	184.9	
14	2'18.462	35.145	29.888	44.640	28.789	210.9	7	<b>1'54.978</b>	26.940	24.402	37.705	25.931	340.6	
15	<b>2'07.575</b>	29.792	27.594	42.188	28.001	336.4	8	58.957 P	28.723				301.6	
16	<b>2'06.224</b>	29.454	27.370	41.419	27.981	337.5	9	2'19.925	35.105	31.241	44.076	29.503	205.7	
17	1'00.040 P	29.311				336.4	10	<b>2'10.678</b>	30.078	28.273	43.596	28.731	331.2	
18	2'14.593	35.175	28.458	42.952	28.008	204.1	11	<b>2'09.229</b>	30.020	27.998	42.822	28.389	330.2	
19	<b>2'05.557</b>	29.130	27.337	41.467	27.623	338.5	12	<b>2'07.486</b>	29.597	27.467	42.330	28.092	335.4	
20	<b>2'04.889</b>	28.724	26.994	41.646	27.525	337.5	13	1'03.480 P	29.605				334.3	
21	2'10.761 P	28.851	26.931	44.550	30.429	336.4	14	2'14.463	35.370	28.861	42.126	28.106	201.1	
22	2'11.520	34.983	27.889	41.553	27.095	205.3	15	<b>2'05.383</b>	29.418	27.389	40.884	27.692	334.3	
23	<b>2'00.559</b>	27.981	26.006	39.734	26.838	337.5	16	<b>2'03.216</b>	29.154	26.785	40.080	27.197	336.4	
24	<b>1'59.768</b>	27.865	25.829	39.397	26.677	337.5	17	<b>2'01.672</b>	28.664	26.072	39.637	27.299	332.3	
25	57.465 P	27.719				338.5	18	1'00.351 P	28.536				333.3	
26	2'16.127	34.801	29.492	43.358	28.476	208.0	PIT						36.310	195.6
27	<b>2'06.823</b>	29.395	27.580	42.021	27.827	338.5	<b>7th 42</b> <b>Alex RINS</b> Monster Energy Yama SPA							
28	<b>2'05.440</b>	29.117	27.197	41.415	27.711	336.4	Runs=6 Total laps=16 Full laps=6 Valid laps=6							
29	1'00.066 P	29.283				331.2	1	1:51'55.820	36.649	29.630	45.356	29.733	173.9	
30	2'15.740	34.949	29.445	42.931	28.415	204.1	2	<b>2'11.896</b>	30.699	28.834	43.638	28.725	317.6	
31	<b>2'06.651</b>	29.492	27.611	41.726	27.822	324.3	3	<b>2'09.597</b>	29.902	27.938	42.863	28.894	334.3	
32	<b>2'05.646</b>	29.469	27.158	41.157	27.862	322.3	4	1'00.535 P	30.169				334.3	
	PIT	30.297				312.1	5	2'20.645 P	36.318	29.426	44.942	29.959	148.5	
<b>5th 36</b> <b>Joan MIR</b>	Repsol Honda Team SPA						6	2'11.853	32.916	28.282	42.220	28.435	192.8	
Runs=6 Total laps=24 Full laps=13 Valid laps=13						7	<b>2'04.217</b>	28.761	26.941	40.689	27.826	332.3		
1	1:09'10.793	32.199	24.745	37.660	25.526	200.3	8	1'02.670 P	31.088				337.5	
2	<b>1'50.987</b>	26.016	23.725	36.328	24.918	347.2	9	2'06.841	31.918	26.754	40.664	27.505	224.0	
3	<b>1'49.788</b>	25.745	23.270	35.966	24.807	347.2	10	<b>1'57.652</b>	27.456	25.052	38.759	26.385	338.5	
4	2'03.818 P	25.531	23.202	43.974	31.111	347.2	11	56.411 P	27.453				337.5	
5	2'21.637	38.240	29.912	43.996	29.489	191.1	12	2'18.254	34.414	29.103	44.081	30.656	192.5	
6	<b>2'10.659</b>	30.361	28.302	43.087	28.909	324.3	13	<b>2'09.982</b>	30.085	28.364	42.888	28.645	335.4	
7	<b>2'09.122</b>	30.239	27.719	42.748	28.416	335.4	14	<b>2'09.257</b>	29.896	28.017	42.751	28.593	334.3	
8	1'02.322 P	29.610				337.5	15	1'03.045 P	31.744				331.2	
9	2'14.717	35.078	28.193	42.863	28.583	195.6	16	2'20.728	36.373	29.969	44.402	29.984	164.1	
10	<b>2'06.411</b>	29.479	27.393	41.619	27.920	334.3	PIT						32.773	270.6
11	<b>2'04.717</b>	29.348	27.027	40.776	27.566	336.4	<b>8th 5</b> <b>Johann ZARCO</b> CASTROL Honda LC FRA							
12	2'08.126 P	29.549	26.858	41.813	29.906	336.4	Runs=7 Total laps=29 Full laps=16 Valid laps=16							
13	2'07.520	33.515	26.765	39.975	27.265	197.8	1	2:05'45.038	36.873	32.059	44.370	29.883	184.6	
14	<b>1'58.394</b>	27.732	25.153	38.826	26.683	337.5	2	<b>2'12.522</b>	31.397	28.995	42.963	29.167	302.5	
15	2'07.475 P	27.830	25.144	44.395	30.106	337.5	3	<b>2'08.896</b>	29.716	28.099	42.399	28.682	330.2	
16	2'23.648	40.363	29.774	44.201	29.310	167.7	4	<b>2'07.626</b>	29.612	27.871	41.857	28.286	334.3	
17	<b>2'09.253</b>	30.549	27.784	42.357	28.563	318.5	5	<b>2'06.657</b>	29.525	27.420	41.879	27.833	336.4	
18	<b>2'07.511</b>	29.428	27.560	42.336	28.187	332.3	6	1'03.864 P	30.494				325.3	
19	<b>2'06.698</b>	29.512	27.318	41.891	27.977	332.3	7	2'16.486	36.398	28.824	42.993	28.271	198.5	
20	1'02.172 P	29.529				333.3	8	<b>2'06.542</b>	29.577	27.570	41.842	27.553	330.2	
21	2'10.888	32.979	28.486	40.992	28.431	201.8	9	<b>2'05.626</b>	29.173	27.375	41.472	27.606	335.4	
22	<b>2'03.749</b>	29.118	27.110	40.226	27.295	328.2	10	1'02.594 P	30.027				334.3	
23	<b>2'01.199</b>	27.994	26.400	39.647	27.158	336.4								
24	<b>2'00.406</b>	27.898	25.984	39.309	27.215	336.4								

**Fastest Lap:** Brad BINDER Red Bull KTM Factory RSA **1'47.617** 25.195 22.820 35.180 24.422

These data/results cannot be reproduced, stored and/or transmitted in whole or in part by any manner of electronic, mechanical, photocopying, recording, broadcasting or otherwise now known or herein after developed without the previous express consent by the copyright owner, except for reproduction in daily press and regular printed publications on sale to the public within 60 days of the event related to those data/results and always provided that copyright symbol appears together as follows below.  
© DORNA, 2024

# Session 1

# MotoGP

Lap	Lap Time	T1	T2	T3	T4	Speed	Lap	Lap Time	T1	T2	T3	T4	Speed
11	2'11.566	34.647	27.674	41.625	27.620	200.0	24	<b>2'04.546</b>	28.890	27.073	40.878	27.705	328.2
12	<b>1'58.093</b>	<b>27.569</b>	<b>25.484</b>	<b>38.626</b>	<b>26.414</b>	338.5	25	1'02.697 P	29.850				331.2
13	57.824 P	28.461				316.7	26	2'15.625	36.442	28.786	42.214	28.183	163.8
14	2'21.651	36.248	30.739	44.897	29.767	197.0	27	<b>2'05.328</b>	29.159	27.504	40.876	27.789	333.3
15	<b>2'10.472</b>	30.524	28.428	42.608	28.912	313.9	28	<b>2'08.312</b>	28.649	30.098	41.716	27.849	337.5
16	1'03.851 P	30.432				311.2	29	<b>2'04.336</b>	28.735	27.178	40.890	27.533	337.5
17	2'14.025	34.824	28.171	42.574	28.456	205.3		<b>PIT</b>	29.985				336.4
18	<b>2'06.275</b>	29.532	27.665	41.486	27.592	325.3	<b>11th 32 Lorenzo SAVADORI</b> Aprilia Racing ITA						
19	<b>2'05.025</b>	29.071	27.214	41.349	27.391	332.3	Runs=5 Total laps=29 Full laps=21 Valid laps=21						
20	<b>2'04.374</b>	28.952	26.938	41.195	27.289	332.3	1	28'45.759	35.786	27.952	41.786	27.282	200.7
21	1'01.036 P	29.534				331.2	2	<b>2'01.222</b>	28.545	25.898	39.830	26.949	<b>336.4</b>
22	2'14.342	34.830	29.079	42.688	27.745	208.0	3	<b>1'59.297</b>	<b>27.727</b>	25.226	39.595	<b>26.749</b>	331.2
23	<b>2'04.709</b>	29.009	27.049	41.268	27.383	336.4	4	1'00.807 P	30.502				330.2
24	<b>2'26.004</b>	46.069	30.100	42.135	27.700	337.5	5	2'15.408 P	37.409	<b>25.085</b>	40.260	32.654	208.8
25	1'07.382 P	29.055				335.4	6	2'13.863	36.527	28.082	41.230	28.024	203.3
26	2'13.349	35.648	28.969	41.316	27.416	198.8	7	<b>2'04.973</b>	28.605	26.530	42.358	27.480	322.3
27	<b>2'01.085</b>	28.037	26.853	39.555	26.640	<b>341.7</b>	8	<b>2'02.695</b>	28.563	26.393	40.258	27.481	322.3
28	<b>2'00.030</b>	27.846	26.084	39.547	26.553	339.6	9	<b>2'02.307</b>	28.599	26.211	40.255	27.242	323.3
29	<b>1'59.659</b>	27.828	26.321	39.049	26.461	339.6	10	<b>2'01.413</b>	28.587	25.887	39.953	26.986	322.3
	<b>PIT</b>	30.895				338.5	11	<b>2'09.422</b>	34.034	27.543	40.711	27.134	319.5
<b>9th 88 Miguel OLIVEIRA</b> Trackhouse Racing POR							12	<b>2'00.510</b>	28.214	25.667	<b>39.486</b>	27.143	313.9
Runs=1 Total laps=6 Full laps=5 Valid laps=5							13	1'00.590 P	30.064				320.4
1	2:48'38.183	36.289	29.417	42.847	28.925	211.3	14	2'25.589	38.044	30.942	45.976	30.627	156.2
2	<b>2'06.764</b>	30.807	27.720	40.653	27.584	<b>332.3</b>	15	<b>2'13.204</b>	30.681	29.010	44.141	29.372	315.7
3	<b>2'03.010</b>	29.038	26.947	39.915	27.110	332.3	16	<b>2'11.731</b>	30.319	28.921	43.460	29.031	317.6
4	<b>2'00.775</b>	28.491	26.197	39.258	26.829	330.2	17	<b>2'09.803</b>	29.962	28.209	42.878	28.754	317.6
5	<b>2'11.545</b>	30.094	28.553	45.139	27.759	324.3	18	<b>2'11.200</b>	30.296	28.761	43.093	29.050	318.5
6	<b>1'58.282</b>	<b>27.806</b>	<b>25.290</b>	<b>38.804</b>	<b>26.382</b>	328.2	19	<b>2'09.323</b>	30.005	27.987	42.715	28.616	318.5
	<b>PIT</b>	29.926				325.3	20	<b>2'12.461</b>	31.097	28.507	43.605	29.252	314.8
<b>10th 30 Takaaki NAKAGAMI</b> IDEMITSU Honda LC JPN							21	<b>2'11.629</b>	30.478	28.510	43.568	29.073	319.5
Runs=6 Total laps=29 Full laps=18 Valid laps=18							22	<b>2'10.106</b>	30.358	28.395	42.864	28.489	318.5
1	2:11'22.165	38.775	29.725	44.791	30.397	147.7	23	<b>2'09.467</b>	29.908	28.064	42.521	28.974	320.4
2	<b>2'13.322</b>	31.144	28.967	43.765	29.446	316.7	24	1'46.916 P	35.585				252.9
3	<b>2'10.943</b>	30.439	28.556	42.890	29.058	327.2	25	2'18.914	37.553	29.812	42.837	28.712	159.2
4	<b>2'08.702</b>	29.806	27.897	42.337	28.662	334.3	26	<b>2'06.354</b>	29.604	27.464	41.426	27.860	330.2
5	1'06.224 P	29.443				336.4	27	<b>2'04.559</b>	28.984	27.179	40.692	27.704	331.2
6	2'18.595	36.529	29.410	43.661	28.995	169.0	28	<b>2'03.207</b>	28.838	26.977	40.298	27.094	330.2
7	<b>2'08.905</b>	29.925	28.041	42.235	28.704	331.2	29	<b>2'03.201</b>	28.684	27.037	40.177	27.303	333.3
8	<b>2'07.799</b>	29.397	27.865	42.194	28.343	333.3		<b>PIT</b>	30.952				331.2
9	<b>2'06.750</b>	29.285	27.420	41.709	28.336	333.3	<b>12th 25 Raul FERNANDEZ</b> Trackhouse Racing SPA						
10	1'01.913 P	29.052				333.3	Runs=3 Total laps=6 Full laps=2 Valid laps=2						
11	2'13.696	35.911	28.396	41.484	27.905	181.5	1	1:22'08.912 P	33.741	<b>25.165</b>	44.406	30.718	181.2
12	<b>2'01.322</b>	28.303	26.309	39.482	27.228	335.4	2	2'13.510	37.385	27.650	40.926	27.549	195.2
13	<b>2'00.054</b>	27.833	26.046	39.374	26.801	336.4	3	<b>1'59.381</b>	27.866	25.674	<b>39.239</b>	<b>26.602</b>	332.3
14	<b>1'58.500</b>	<b>27.491</b>	<b>25.599</b>	<b>38.778</b>	<b>26.632</b>	338.5	4	1'05.356 P	32.191				322.3
15	1'01.150 P	28.981				337.5	5	2'05.239	32.897	25.541	39.875	26.926	200.7
16	2'24.131	37.946	30.619	45.237	30.329	175.8	6	<b>2'02.082</b>	<b>26.670</b>	25.427	41.198	28.787	<b>341.7</b>
17	<b>2'12.767</b>	31.012	29.096	43.402	29.257	326.2		<b>PIT</b>	33.068				320.4
18	<b>2'09.530</b>	29.867	28.416	42.547	28.700	335.4	<b>13th 37 Augusto FERNAND</b> Red Bull GASGAS Te SPA						
19	<b>2'07.642</b>	29.429	27.990	41.948	28.275	337.5	Runs=4 Total laps=15 Full laps=8 Valid laps=8						
20	1'05.261 P	30.440				337.5	1	2:01'06.878	38.088	31.062	45.101	29.818	177.6
21	2'19.599	37.801	29.704	43.174	28.920	159.5	2	<b>2'11.697</b>	31.165	28.847	42.992	28.693	310.3
22	<b>2'07.835</b>	29.894	27.897	41.752	28.292	323.3	3	<b>2'08.560</b>	29.887	27.872	42.420	28.381	329.2
23	<b>2'06.002</b>	29.353	27.471	41.181	27.997	325.3							

**Fastest Lap:** Brad BINDER Red Bull KTM Factory RSA **1'47.617** 25.195 22.820 35.180 24.422

These data/results cannot be reproduced, stored and/or transmitted in whole or in part by any manner of electronic, mechanical, photocopying, recording, broadcasting or otherwise now known or herein after developed without the previous express consent by the copyright owner, except for reproduction in daily press and regular printed publications on sale to the public within 60 days of the event related to those data/results and always provided that copyright symbol appears together as follows below.  
© DORNA, 2024

# Session 1

# MotoGP

Lap	Lap Time	T1	T2	T3	T4	Speed	Lap	Lap Time	T1	T2	T3	T4	Speed	
4	<b>2'06.071</b>	29.465	27.178	41.467	27.961	330.2	<b>20th</b>	<b>49</b>	<b>Fabio DI GIANNANT</b> Pertamina Enduro VR ITA				334.3	
5	1'02.112 P	29.140				Runs=1 Total laps=0 Full laps=0 Valid laps=0								
6	2'25.698	38.496	33.320	44.969	28.913	157.8	<b>PIT</b>		31.875	23.896	37.229	28.060	183.0	
7	<b>2'07.898</b>	29.661	27.993	42.058	28.186	329.2	<b>21st</b>	<b>72</b>	<b>Marco BEZZECCHI</b> Pertamina Enduro VR ITA				338.5	
8	2'08.073 P	29.361	27.326	41.895	29.491	Runs=1 Total laps=0 Full laps=0 Valid laps=0								
9	2'17.588	36.446	29.702	43.278	28.162	150.6	<b>PIT</b>		34.990	25.627	43.884	31.189	175.3	
10	<b>2'05.062</b>	29.097	27.055	41.351	27.559	335.4	<b>23rd</b>	<b>93</b>	<b>Marc MARQUEZ</b> Gresini Racing MotoG SPA				336.4	
11	<b>2'04.353</b>	28.958	26.862	41.093	27.440	Runs=1 Total laps=1 Full laps=0 Valid laps=0								
12	1'01.996 P	28.912				336.4	<b>PIT</b>		1 2:14'08.392	54.057	30.152	44.377	29.384	189.4
13	2'20.925	37.858	30.862	44.179	28.026	143.4	<b>PIT</b>		29.879	27.957	42.433	28.903	322.3	
14	<b>2'00.852</b>	28.362	26.131	39.449	26.910	336.4	<b>PIT</b>							
15	<b>2'00.052</b>	28.006	25.798	39.497	26.751	337.5	<b>PIT</b>							
	<b>PIT</b>	27.777				335.4								

<b>14th</b>		<b>20</b>	<b>Fabio QUARTARAR</b> Monster Energy Yama FRA		Runs=6	Total laps=15	Full laps=5	Valid laps=5
1	1:56'22.141 P	35.449	29.733	44.114	28.495	204.5		
2	2'17.934	34.770	29.480	44.365	29.319	223.1		
3	<b>2'10.506</b>	30.703	28.136	43.130	28.537	324.3		
4	<b>2'08.623</b>	29.836	27.737	42.601	28.449	334.3		
5	1'03.918 P	30.752				331.2		
6	2'13.745	33.976	28.241	42.961	28.567	213.8		
7	<b>2'08.429</b>	29.724	27.712	42.716	28.277	332.3		
8	<b>2'07.752</b>	29.823	27.529	42.080	28.320	328.2		
9	1'07.240 P	34.484				328.2		
10	2'09.215	32.918	27.376	41.143	27.778	223.6		
11	<b>2'02.375</b>	28.347	26.505	40.218	27.305	330.2		
12	58.087 P	27.966				333.3		
13	2'21.057	35.566	30.364	45.559	29.568	203.7		
14	2'10.029 P	30.208	28.187	43.348	28.286	331.2		
15	2'19.988	36.109	29.867	44.560	29.452	188.1		
	<b>PIT</b>	30.516	28.611	43.688	27.802	317.6		

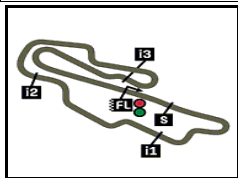
<b>15th</b>		<b>21</b>	<b>Franco MORBIDELL</b> Prima Pramac Racing ITA		Runs=2	Total laps=8	Full laps=6	Valid laps=6
1	2:26'48.098	40.874	30.775	44.520	28.990	153.8		
2	<b>2'08.564</b>	30.047	27.903	42.499	28.115	325.3		
3	<b>2'06.523</b>	29.690	27.284	41.705	27.844	329.2		
4	<b>2'22.453</b>	29.179	40.349	44.730	28.195	327.2		
5	<b>2'10.103</b>	29.425	28.923	43.517	28.238	325.3		
6	<b>2'05.815</b>	29.284	27.222	41.490	27.819	329.2		
7	<b>2'18.797</b>	33.776	30.217	44.652	30.152	312.1		
8	1'07.083 P	32.373				317.6		
	<b>PIT</b>	1'22.954				131.5		

<b>16th</b>		<b>73</b>	<b>Alex MARQUEZ</b> Gresini Racing MotoG SPA		Runs=1	Total laps=3	Full laps=2	Valid laps=2
1	2:45'08.716	35.875	29.338	44.500	28.465	201.1		
2	<b>2'08.576</b>	30.236	27.873	42.747	27.720	325.3		
3	<b>2'06.680</b>	30.138	27.579	41.346	27.617	326.2		
	<b>PIT</b>	31.068				326.2		

<b>19th</b>		<b>41</b>	<b>Aleix ESPARGARO</b> Aprilia Racing SPA		Runs=1	Total laps=1	Full laps=0	Valid laps=0
1	1:17'54.928	32.158	25.597	37.660	26.112	191.4		
	<b>PIT</b>	26.410	24.250	36.725	29.028	345.0		

**Fastest Lap:** Brad BINDER Red Bull KTM Factory RSA **1'47.617** 25.195 22.820 35.180 24.422

These data/results cannot be reproduced, stored and/or transmitted in whole or in part by any manner of electronic, mechanical, photocopying, recording, broadcasting or otherwise now known or herein after developed without the previous express consent by the copyright owner, except for reproduction in daily press and regular printed publications on sale to the public within 60 days of the event related to those data/results and always provided that copyright symbol appears together as follows below.  
© DORNA, 2024



5245 m.

## Mugello MotoGP™ Official Test

## Session 1

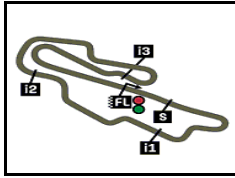
## Best Partial Times

MotoGP™

*IT* Ideal Lap Time, sum of the best partial times*BT* Best Lap Time

<i>T1</i>		<i>T2</i>		<i>T3</i>		<i>T4</i>				<i>IT</i>	<i>BT</i>					
<i>Pos</i>	<i>Rider</i>	<i>Time</i>	<i>Rider</i>	<i>Time</i>	<i>Rider</i>	<i>Time</i>	<i>Rider</i>	<i>Time</i>	<i>Pos</i>	<i>Rider</i>						
1P.	ACOSTA	25.175	P.	ACOSTA	22.735	B.	BINDER	35.180	P.	ACOSTA	24.390	1	P.ACOSTA	1'47.562	1'47.650	(2)
2B.	BINDER	<b>25.175</b>	B.	BINDER	<b>22.820</b>	P.	ACOSTA	<b>35.262</b>	B.	BINDER	<b>24.422</b>	2	B.BINDER	1'47.597	1'47.617	(1)
3J.	MIR	25.531	J.	MILLER	23.116	L.	MARINI	35.716	J.	MILLER	24.539	3	L.MARINI	1'49.019	1'49.051	(3)
4L.	MARINI	<b>25.546</b>	L.	MARINI	<b>23.139</b>	J.	MILLER	<b>35.865</b>	L.	MARINI	<b>24.618</b>	4	J.MILLER	1'49.184	1'49.231	(4)
5J.	MILLER	25.664	J.	MIR	23.202	J.	MIR	35.966	J.	MIR	24.807	5	J.MIR	1'49.506	1'49.788	(5)
6A.	ESPARGARO	<b>26.410</b>	F.	DI GIANNANTO	<b>23.896</b>	A.	ESPARGARO	<b>36.725</b>	M.	VIÑALES	<b>25.931</b>	6	M.VIÑALES	1'54.978	1'54.978	(6)
7R.	FERNANDEZ	26.670	A.	ESPARGARO	24.250	F.	DI GIANNANTO	37.229	A.	ESPARGARO	26.112	7	A.RINS	1'57.649	1'57.652	(7)
8M.	VIÑALES	<b>26.940</b>	M.	VIÑALES	<b>24.402</b>	M.	VIÑALES	<b>37.705</b>	M.	OLIVEIRA	<b>26.382</b>	8	R.FERNANDEZ	1'57.676	1'59.381	(12)
9A.	RINS	27.453	A.	RINS	25.052	J.	ZARCO	38.626	A.	RINS	26.385	9	J.ZARCO	1'58.093	1'58.093	(8)
10T.	NAKAGAMI	<b>27.491</b>	L.	SAVADORI	<b>25.085</b>	A.	RINS	<b>38.759</b>	J.	ZARCO	<b>26.414</b>	10	M.OLIVEIRA	1'58.282	1'58.282	(9)
11J.	ZARCO	27.569	R.	FERNANDEZ	25.165	T.	NAKAGAMI	38.778	R.	FERNANDEZ	26.602	11	T.NAKAGAMI	1'58.500	1'58.500	(10)
12L.	SAVADORI	<b>27.727</b>	M.	OLIVEIRA	<b>25.290</b>	M.	OLIVEIRA	<b>38.804</b>	T.	NAKAGAMI	<b>26.632</b>	12	L.SAVADORI	1'59.047	1'59.297	(11)
13A.	FERNANDEZ	27.777	J.	ZARCO	25.484	R.	FERNANDEZ	39.239	L.	SAVADORI	26.749	13	A.FERNANDEZ	1'59.775	2'00.052	(13)
14M.	OLIVEIRA	<b>27.806</b>	T.	NAKAGAMI	<b>25.599</b>	A.	FERNANDEZ	<b>39.449</b>	A.	FERNANDEZ	<b>26.751</b>	14	F.QUARTARAR	2'01.994	2'02.375	(14)
15F.	QUARTARARO	27.966	M.	BEZZECCHI	25.627	L.	SAVADORI	39.486	F.	QUARTARARO	27.305	15	F.MORBIDELLI	2'05.710	2'05.815	(15)
16F.	MORBIDELLI	<b>29.179</b>	A.	FERNANDEZ	<b>25.798</b>	F.	QUARTARARO	<b>40.218</b>	A.	MARQUEZ	<b>27.617</b>	16	A.MARQUEZ	2'06.680	2'06.680	(16)
17M.	MARQUEZ	29.879	F.	QUARTARARO	26.505	A.	MARQUEZ	41.346	F.	MORBIDELLI	27.819	-1	M.MARQUEZ			(-1)
19J.	MARTIN		A.	MARQUEZ	27.579	M.	MARQUEZ	42.433	J.	MARTIN		-1	M.BEZZECCHI			(-1)
20M.	BEZZECCHI		M.	MARQUEZ	<b>27.957</b>	M.	BEZZECCHI	<b>43.884</b>	M.	BEZZECCHI		-1	F.DI GIANNAN			(-1)
21F.	DI GIANNANTO		J.	MARTIN		J.	MARTIN		F.	DI GIANNANTO		-1	A.ESPARGAR			(-1)

These data/results cannot be reproduced, stored and/or transmitted in whole or in part by any manner of electronic, mechanical, photocopying, recording, broadcasting or otherwise now known or herein after developed without the previous express consent by the copyright owner, except for reproduction in daily press and regular printed publications on sale to the public within 60 days of the event related to those data/results and always provided that copyright symbol appears together as follows below.  
© DORNA, 2024




5245 m.

## Mugello MotoGP™ Official Test

### Session 1

### Fastest Laps Sequence

<i>Practice Time</i>	 <i>Rider</i>	<i>Nation</i>	<i>Motorcycle</i>	<i>Time</i>	<i>Km/h</i>	<i>Rider's Lap</i>
<b>13'44.970</b>	12 <b>Maverick VIÑALES</b>	SPA	APRILIA	<b>1'59.466</b>	158.0	2
<b>15'43.323</b>	12 <b>Maverick VIÑALES</b>	SPA	APRILIA	<b>1'58.353</b>	159.5	3
<b>17'40.765</b>	12 <b>Maverick VIÑALES</b>	SPA	APRILIA	<b>1'57.442</b>	160.7	4
<b>29'02.697</b>	12 <b>Maverick VIÑALES</b>	SPA	APRILIA	<b>1'54.978</b>	164.2	7
<b>40'29.594</b>	43 <b>Jack MILLER</b>	AUS	KTM	<b>1'52.031</b>	168.5	5
<b>42'20.924</b>	43 <b>Jack MILLER</b>	AUS	KTM	<b>1'51.330</b>	169.6	6
<b>1:04'10.730</b>	43 <b>Jack MILLER</b>	AUS	KTM	<b>1'50.912</b>	170.2	9
<b>1:06'00.732</b>	43 <b>Jack MILLER</b>	AUS	KTM	<b>1'50.002</b>	171.6	10
<b>1:07'49.963</b>	43 <b>Jack MILLER</b>	AUS	KTM	<b>1'49.231</b>	172.8	11
<b>1:12'26.761</b>	33 <b>Brad BINDER</b>	RSA	KTM	<b>1'48.212</b>	174.4	3
<b>1:14'14.779</b>	33 <b>Brad BINDER</b>	RSA	KTM	<b>1'48.018</b>	174.8	4
<b>1:16'02.396</b>	33 <b>Brad BINDER</b>	RSA	KTM	<b>1'47.617</b>	175.4	5

These data/results cannot be reproduced, stored and/or transmitted in whole or in part by any manner of electronic, mechanical, photocopying, recording, broadcasting or otherwise now known or herein after developed without the previous express consent by the copyright owner, except for reproduction in daily press and regular printed publications on sale to the public within 60 days of the event related to those data/results and always provided that copyright symbol appears together as follows below.

© DORNA, 2024