
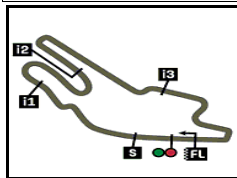


Le Mans

Results and timing service provided by 

MotoGP™




4185 m.

MICHELIN® GRAND PRIX DE FRANCE

Qualifying Results

20A

	Rider	Nation Team	Motorcycle	Time	Lap	Total	Gap	Top Speed
1	89 Jorge MARTIN	SPA Prima Pramac Racing	DUCATI	Q2 1'29.919	3	6		317.5
2	1 Francesco BAGNAIA	ITA Ducati Lenovo Team	DUCATI	Q2 1'30.111	3	6	0.192 0.192	316.5
3	12 Maverick VIÑALES	SPA Aprilia Racing	APRILIA	Q2 1'30.313	6	8	0.394 0.202	315.5
4	49 Fabio DI GIANNANTONI	ITA Pertamina Enduro VR46 Racing Team	DUCATI	Q2 1'30.436	6	8	0.517 0.123	316.5
5	72 Marco BEZZECCHI	ITA Pertamina Enduro VR46 Racing Team	DUCATI	Q2 1'30.553	9	9	0.634 0.117	320.6
6	41 Aleix ESPARGARO	SPA Aprilia Racing	APRILIA	Q2 1'30.572	3	7	0.653 0.019	317.5
7	31 Pedro ACOSTA	SPA Red Bull GASGAS Tech3	KTM	Q2 1'30.650	7	9	0.731 0.078	318.5
8	20 Fabio QUARTARARO	FRA Monster Energy Yamaha MotoGP Tea	YAMAHA	Q2 1'30.686	4	9	0.767 0.036	314.5
9	21 Franco MORBIDELLI	ITA Prima Pramac Racing	DUCATI	Q2 1'30.782	3	8	0.863 0.096	315.5
10	23 Enea BASTIANINI	ITA Ducati Lenovo Team	DUCATI	Q2 1'30.786	2	7	0.867 0.004	317.5
11	43 Jack MILLER	AUS Red Bull KTM Factory Racing	KTM	Q2 1'31.007	2	8	1.088 0.221	314.5
12	88 Miguel OLIVEIRA	POR Trackhouse Racing	APRILIA	Q2 1'31.075	2	7	1.156 0.068	313.5
13	93 Marc MARQUEZ	SPA Gresini Racing MotoGP	DUCATI	Q1 1'30.586	2	6 (*)	0.353	317.5
14	25 Raul FERNANDEZ	SPA Trackhouse Racing	APRILIA	Q1 1'30.676	8	9 (*)	0.443 0.090	318.5
15	5 Johann ZARCO	FRA CASTROL Honda LCR	HONDA	Q1 1'30.891	4	7 (*)	0.658 0.215	310.6
16	42 Alex RINS	SPA Monster Energy Yamaha MotoGP Tea	YAMAHA	Q1 1'31.067	7	8 (*)	0.834 0.176	317.5
17	73 Alex MARQUEZ	SPA Gresini Racing MotoGP	DUCATI	Q1 1'31.148	3	7 (*)	0.915 0.081	315.5
18	36 Joan MIR	SPA Repsol Honda Team	HONDA	Q1 1'31.186	7	7 (*)	0.953 0.038	312.6
19	30 Takaaki NAKAGAMI	JPN IDEMITSU Honda LCR	HONDA	Q1 1'31.274	7	9 (*)	1.041 0.088	312.6
20	37 Augusto FERNANDEZ	SPA Red Bull GASGAS Tech3	KTM	Q1 1'31.473	3	5 (*)	1.240 0.199	314.5
21	10 Luca MARINI	ITA Repsol Honda Team	HONDA	Q1 1'31.837	8	8 (*)	1.604 0.364	315.5
22	33 Brad BINDER	RSA Red Bull KTM Factory Racing	KTM	Q1 1'32.228	4	6 (*)	1.995 0.391	313.5

* Gap with the fastest rider in the Q1 session.

Pole Position:		Jorge MARTIN	1'29.919	167.5 Km/h
Q1 Best Lap:	Lap 7	Enea BASTIANINI	(*) 1'30.233	166.9 Km/h
Best Race Lap:	2022	Francesco BAGNAIA	1'31.778	164.1 Km/h
All Time Lap Record:	2024	Jorge MARTIN	1'29.919	167.5 Km/h

The results are provisional until the end of the limit for protest and appeals.

Time limit for protest expires 60' after publication of the results - Time:

These data/results cannot be reproduced, stored and/or transmitted in whole or in part by any manner of electronic, mechanical, photocopying, recording, broadcasting or otherwise now known or herein after developed without the previous express consent by the copyright owner, except for reproduction in daily press and regular printed publications on sale to the public within 60 days of the event related to those data/results and always provided that copyright symbol appears together as follows below.

© DORNA, 2024

Official MotoGP Timing by TISSOT
www.motogp.com

Le Mans, Saturday, May 11, 2024