


4423 m.

Jerez Moto2™ & Moto3™ Official Test II

Session 3

Classification

10

	Rider	Nation	Team	Motorcycle	Time	Lap	Total	Gap	Top Speed
1	95 Collin VEIJER	NED	Liqui Moly Husqvarna Intact GP	HUSQVARNA	1'44.273	20	26		210.9
2	80 David ALONSO	COL	CFMOTO Gaviota Aspar Team	CFMOTO	1'44.531	19	19	0.258 0.258	209.3
3	24 Tatsuki SUZUKI	JPN	Liqui Moly Husqvarna Intact GP	HUSQVARNA	1'44.799	16	21	0.526 0.268	211.3
4	6 Ryusei YAMANAKA	JPN	MT Helmets - MSI	KTM	1'44.851	22	23	0.578 0.052	208.0
5	10 Nicola CARRARO	ITA	LEVELUP - MTA	KTM	1'45.122	24	26	0.849 0.271	208.8
6	78 Joel ESTEBAN	SPA	CFMOTO Gaviota Aspar Team	CFMOTO	1'45.197	25	25	0.924 0.075	210.1
7	48 Ivan ORTOLA	SPA	MT Helmets - MSI	KTM	1'45.251	18	19	0.978 0.054	209.3
8	58 Luca LUNETTA	ITA	SIC58 Squadra Corse	HONDA	1'45.514	16	18	1.241 0.263	208.4
9	18 Matteo BERTELLE	ITA	Rivacold Snipers Team	HONDA	1'45.696	23	24	1.423 0.182	205.3
10	7 Filippo FARIOLI	ITA	SIC58 Squadra Corse	HONDA	1'45.703	18	19	1.430 0.007	207.2
11	19 Scott OGDEN	GBR	MLav Racing	HONDA	1'45.758	12	27	1.485 0.055	208.4
12	66 Joel KELSO	AUS	BOE Motorsports	KTM	1'45.889	10	11	1.616 0.131	208.0
13	54 Riccardo ROSSI	ITA	CIP Green Power	KTM	1'45.894	10	21	1.621 0.005	209.3
14	72 Taiyo FURUSATO	JPN	Honda Team Asia	HONDA	1'46.054	18	19	1.781 0.160	205.3
15	55 Noah DETTWILER	SWI	CIP Green Power	KTM	1'46.055	24	25	1.782 0.001	213.4
16	85 Xabi ZURUTUZA	SPA	Red Bull KTM Ajo	KTM	1'46.088	11	18	1.815 0.033	211.7
17	82 Stefano NEPA	ITA	LEVELUP - MTA	KTM	1'46.115	3	23	1.842 0.027	211.3
18	64 David MUÑOZ	SPA	BOE Motorsports	KTM	1'46.514	3	14	2.241 0.399	210.5
19	70 Joshua WHATLEY	GBR	MLav Racing	HONDA	1'46.672	16	22	2.399 0.158	204.9
20	5 Tatchakorn BUASRI	THA	Honda Team Asia	HONDA	1'47.134	4	18	2.861 0.462	205.3

Practice condition: Dry

Air: 18°

Humidity: 55%

Ground: 29°

Fastest Lap:	Lap: 20	Collin VEIJER	1'44.273	152.7 Km/h
Best Race Lap:	2024	Ryusei YAMANAKA	1'45.105	151.4 Km/h
All Time Lap Record:	2024	David ALONSO	1'43.710	153.5 Km/h

The results are provisional until the end of the limit for protest and appeals.

Time limit for protest expires 60' after publication of the results - Time:

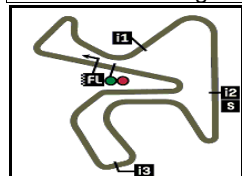
These data/results cannot be reproduced, stored and/or transmitted in whole or in part by any manner of electronic, mechanical, photocopying, recording, broadcasting or otherwise now known or herein after developed without the previous express consent by the copyright owner, except for reproduction in daily press and regular printed publications on sale to the public within 60 days of the event related to those data/results and always provided that copyright symbol appears together as follows below.

© DORNA, 2024

Official MotoGP Timing by TISSOT
www.motogp.com

Jerez de la Frontera, Tuesday, April 30, 2024






4423 m.

Jerez Moto2™ & Moto3™ Official Test II

Session 3

Combined Practice Times

11

	Rider	Nation	Team	MOTORCYCLE	FP2	FP3	Gap
1	80 D.ALONSO	COL	CFMOTO Gaviota Aspar Team	CFMOTO	1'43.948 22	1'44.531 19	
2	95 C.VEIJER	NED	Liqui Moly Husqvarna Intact GP	HUSQVARNA	1'44.949 5	1'44.273 20	0.325 0.325
3	58 L.LUNETTA	ITA	SIC58 Squadra Corse	HONDA	1'44.658 12	1'45.514 16	0.710 0.385
4	7 F.FARIOLI	ITA	SIC58 Squadra Corse	HONDA	1'44.681 24	1'45.703 18	0.733 0.023
5	24 T.SUZUKI	JPN	Liqui Moly Husqvarna Intact GP	HUSQVARNA	1'45.425 15	1'44.799 16	0.851 0.118
6	64 D.MUÑOZ	SPA	BOE Motorsports	KTM	1'44.834 2	1'46.514 3	0.886 0.035
7	6 R.YAMANAKA	JPN	MT Helmets - MSI	KTM	1'45.344 27	1'44.851 22	0.903 0.017
8	82 S.NEPA	ITA	LEVELUP - MTA	KTM	1'44.929 20	1'46.115 3	0.981 0.078
9	18 M.BERTELLE	ITA	Rivacold Snipers Team	HONDA	1'45.018 23	1'45.696 23	1.070 0.089
10	10 N.CARRARO	ITA	LEVELUP - MTA	KTM	1'45.609 16	1'45.122 24	1.174 0.104
11	66 J.KELSO	AUS	BOE Motorsports	KTM	1'45.137 10	1'45.889 10	1.189 0.015
12	78 J.ESTEBAN	SPA	CFMOTO Gaviota Aspar Team	CFMOTO	1'45.355 17	1'45.197 25	1.249 0.060
13	48 I.ORTOLA	SPA	MT Helmets - MSI	KTM	1'45.352 20	1'45.251 18	1.303 0.054
14	54 R.ROSSI	ITA	CIP Green Power	KTM	1'45.622 20	1'45.894 10	1.674 0.371
15	19 S.OGDEN	GBR	MLav Racing	HONDA	1'46.116 24	1'45.758 12	1.810 0.136
16	72 T.FURUSATO	JPN	Honda Team Asia	HONDA	1'45.915 17	1'46.054 18	1.967 0.157
17	55 N.DETTWILER	SWI	CIP Green Power	KTM	1'46.160 11	1'46.055 24	2.107 0.140
18	85 X.ZURUTUZA	SPA	Red Bull KTM Ajo	KTM	1'46.074 16	1'46.088 11	2.126 0.019
19	5 T.BUASRI	THA	Honda Team Asia	HONDA	1'46.585 13	1'47.134 4	2.637 0.511
20	70 J.WHATLEY	GBR	MLav Racing	HONDA	1'47.692 3	1'46.672 16	2.724 0.087

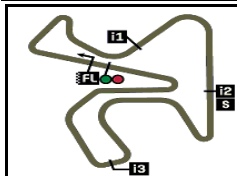
Pole Position Record:	2024	David ALONSO	1'44.954	151.7 Km/h
Best Race Lap:	2024	Ryusei YAMANAKA	1'45.105	151.4 Km/h
All Time Lap Record:	2024	David ALONSO	1'43.710	153.5 Km/h

The results are provisional until the end of the limit for protest and appeals.

Time limit for protest expires 60' after publication of the results - Time:

These data/results cannot be reproduced, stored and/or transmitted in whole or in part by any manner of electronic, mechanical, photocopying, recording, broadcasting or otherwise now known or herein after developed without the previous express consent by the copyright owner, except for reproduction in daily press and regular printed publications on sale to the public within 60 days of the event related to those data/results and always provided that copyright symbol appears together as follows below.

© DORNA, 2024



4423 m.

Jerez Moto2™ & Moto3™ Official Test II
Session 3
Top Speed & Average

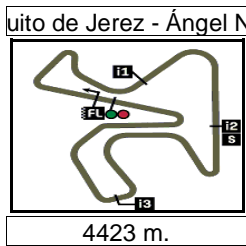
12



Rider	Nation	Motorcycle	Top 5 speeds					Average	Top
55 Noah DETTWILER	SWI	KTM	213.4	208.8	207.2	207.2	206.5	207.7	213.4
85 Xabi ZURUTUZA	SPA	KTM	211.7	208.8	208.8	208.8	208.4	209.3	211.7
24 Tatsuki SUZUKI	JPN	HUSQVARNA	211.3	210.5	208.4	208.4	208.4	209.4	211.3
82 Stefano NEPA	ITA	KTM	211.3	208.4	208.0	207.6	207.6	208.6	211.3
95 Collin VEIJER	NED	HUSQVARNA	210.9	210.5	210.5	210.1	209.7	210.2	210.9
64 David MUÑOZ	SPA	KTM	210.5	210.1	209.7	209.3	208.8	209.7	210.5
78 Joel ESTEBAN	SPA	CFMOTO	210.1	209.7	209.3	208.4	208.4	209.2	210.1
48 Ivan ORTOLA	SPA	KTM	209.3	208.0	207.6	207.6	206.8	207.6	209.3
54 Riccardo ROSSI	ITA	KTM	209.3	207.6	207.2	206.8	205.7	207.1	209.3
80 David ALONSO	COL	CFMOTO	209.3	208.8	208.4	208.4	208.4	208.7	209.3
10 Nicola CARRARO	ITA	KTM	208.8	207.6	207.6	207.6	207.6	207.8	208.8
19 Scott OGDEN	GBR	HONDA	208.4	208.0	207.6	207.2	207.2	207.7	208.4
58 Luca LUNETTA	ITA	HONDA	208.4	207.2	207.2	206.8	206.8	207.2	208.4
6 Ryusei YAMANAKA	JPN	KTM	208.0	207.6	207.2	206.8	206.5	207.1	208.0
66 Joel KELSO	AUS	KTM	208.0	208.0	208.0	206.8	206.5	207.5	208.0
7 Filippo FARIOLI	ITA	HONDA	207.2	207.2	207.2	206.8	206.8	207.0	207.2
5 Tatchakorn BUASRI	THA	HONDA	205.3	205.3	204.9	204.1	204.1	204.7	205.3
18 Matteo BERTELLE	ITA	HONDA	205.3	205.3	205.3	204.5	204.5	205.0	205.3
72 Taiyo FURUSATO	JPN	HONDA	205.3	205.3	204.5	204.5	204.5	204.8	205.3
70 Joshua WHATLEY	GBR	HONDA	204.9	204.9	204.5	204.1	203.7	204.3	204.9

These data/results cannot be reproduced, stored and/or transmitted in whole or in part by any manner of electronic, mechanical, photocopying, recording, broadcasting or otherwise now known or herein after developed without the previous express consent by the copyright owner, except for reproduction in daily press and regular printed publications on sale to the public within 60 days of the event related to those data/results and always provided that copyright symbol appears together as follows below.

© DORNA, 2024



Jerez Moto2™ & Moto3™ Official Test II
Session 3
Chronological Analysis of Performances

13

* Lap / Sector time cancelled T1 Time from finish line to 1st intermediate T3 Time from 2nd intermed. to 3rd intermed.
P Crossing the finish line in pit lane T2 Time from 1st intermed. to 2nd intermed. T4 Time from 3rd intermediate to finish line

Lap	Lap Time	T1	T2	T3	T4	Speed	Lap	Lap Time	T1	T2	T3	T4	Speed							
1st 95 Collin VEIJER Liqui Moly Husqvarna NED Runs=3 Total laps=26 Full laps=21 Valid laps=21							16	1'44.789	25.487	16.237	30.514	32.551	207.2	17	1'44.765	25.551	16.197	30.557	32.460	208.4
1	6'49.767	32.394	19.272	32.462	32.631	166.6	18	1'44.626	25.584	16.117	30.517	32.408	209.3	19	1'44.531	25.619	16.091	30.481	32.340	208.0
2	1'45.480	25.958	16.235	30.794	32.493	209.7	PIT							27.620	16.669	32.636	28.431	204.1		
3	1'44.885	25.756	16.051	30.703	32.375	209.3	3rd 24 Tatsuki SUZUKI Liqui Moly Husqvarna JPN Runs=6 Total laps=21 Full laps=12 Valid laps=12													
4	1'44.852	25.692	16.030	30.712	32.418	208.0	1	3'21.579	29.054	16.753	31.791	33.565	206.1	2	1'47.206	26.241	16.396	31.270	33.299	206.8
5	1'44.974	25.725	16.103	30.743	32.403	207.6	3	1'47.518	26.212	16.481	31.524	33.301	206.5	4	1'47.079	26.211	16.433	31.330	33.105	207.6
6	1'44.679	25.668	16.066	30.658	32.287	209.3	5	1'46.916	26.113	16.453	31.255	33.095	207.6	6	1'46.817	26.034	16.418	31.218	33.147	206.8
7	1'44.673	25.630	16.044	30.640	32.359	210.1	7	1'51.247	P 30.120	17.900	33.811	29.416	177.9	8	1'49.457	28.939	16.533	31.062	32.923	206.5
8	1'47.985	P 28.239	17.533	33.155	29.058	186.8	9	1'47.758	25.840	16.320	30.861	34.737	205.7	10	1'46.386	25.923	16.296	31.005	33.162	207.6
9	1'54.371	33.897	16.464	31.349	32.661	206.5	11	1'46.334	26.020	16.303	31.034	32.977	208.4	12	1'48.306	P 29.982	17.339	32.837	28.148	201.8
10	1'44.875	25.853	16.039	30.643	32.340	208.8	13	1'51.882	P 31.452	17.129	32.555	30.746	205.7	14	1'52.615	31.747	16.618	31.432	32.818	208.0
11	1'44.931	25.748	16.060	30.694	32.429	208.4	15	1'44.818	25.719	16.054	30.632	32.413	211.3	16	1'44.799	25.662	16.114	30.592	32.431	210.5
12	1'44.858	25.714	16.028	30.761	32.355	209.3	17	1'46.123	25.908	16.324	30.956	32.935	208.4	18	1'47.164	25.895	16.302	32.025	32.942	208.4
13	1'46.010	25.687	16.094	30.670	33.559	208.4	19	1'46.398	P 25.903	16.585	32.824	31.086	194.5	20	1'51.509	P 31.083	17.192	35.577	27.657	200.7
14	1'40.735	P 25.954	16.074	31.021	27.686	210.5	21	2'05.166	40.254	16.831	32.686	35.395	205.3	2nd 80 David ALONSO CFMOTO Gaviota As COL Runs=1 Total laps=19 Full laps=18 Valid laps=18						
15	1'52.186	31.392	16.646	31.394	32.754	205.7	1	2'07.125	28.626	16.370	31.242	32.856	207.6	2	1'45.486	25.843	16.215	30.778	32.650	207.6
16	1'44.948	25.781	16.083	30.724	32.360	208.8	3	1'45.187	25.606	16.188	30.664	32.729	208.4	4	1'45.301	25.719	16.278	30.756	32.548	208.0
17	1'44.574	25.672	16.005	30.635	32.262	208.4	5	1'45.752	25.938	16.391	30.770	32.653	206.8	6	1'45.256	25.677	16.289	30.711	32.579	208.0
18	1'44.686	25.659	16.039	30.695	32.293	207.2	7	1'45.349	25.651	16.387	30.722	32.589	206.8	8	1'45.751	25.815	16.395	30.785	32.756	206.5
19	1'50.359	25.663	16.191	34.785	33.720	202.2	9	1'45.154	25.628	16.304	30.719	32.503	207.6	10	1'44.984	25.577	16.230	30.637	32.540	208.8
20	1'44.273	25.561	15.916	30.559	32.237	210.9	11	1'45.082	25.648	16.281	30.708	32.445	206.8	12	1'44.923	25.610	16.278	30.652	32.383	205.7
21	1'44.591	25.585	16.109	30.553	32.344	208.0	13	1'44.766	25.614	16.224	30.549	32.379	206.5	14	1'44.720	25.535	16.204	30.517	32.464	206.8
22	1'44.796	25.630	15.962	30.748	32.456	209.7	15	1'44.727	25.623	16.177	30.503	32.424	208.4	4th 6 Ryusei YAMANAKA MT Helmets - MSI JPN Runs=5 Total laps=23 Full laps=14 Valid laps=14						
23	1'44.407	25.545	16.003	30.569	32.290	208.0	1	4'18.966	36.904	16.674	31.594	33.906	204.5	2	1'51.398	28.621	16.570	31.309	34.898	205.3
24	1'44.734	25.694	15.980	30.727	32.333	210.5	3	1'47.206	26.367	16.441	31.111	33.287	206.5	4	1'46.879	26.200	16.446	31.089	33.144	205.3
25	1'48.356	28.350	16.232	31.196	32.578	208.8	5	1'46.385	P 26.351	16.677	33.451	29.906	204.5	6	1'49.482	28.958	16.431	31.089	33.004	205.7
26	2'15.856	25.534	15.974	1'00.183	34.165	209.7	7	1'46.011	25.867	16.270	31.071	32.803	206.1	8	1'45.783	25.950	16.250	30.894	32.689	206.8
Fastest Lap: Collin VEIJER Liqui Moly Husqvarna NED 1'44.273 25.561 15.916 30.559 32.237							9	1'45.468	25.792	16.191	30.799	32.686	206.1	10	1'41.562	P 26.000	16.278	30.869	28.415	206.1
These data/results cannot be reproduced, stored and/or transmitted in whole or in part by any manner of electronic, mechanical, photocopying, recording, broadcasting or otherwise now known or herein after developed without the previous express consent by the copyright owner, except for reproduction in daily press and regular printed publications on sale to the public within 60 days of the event related to those data/results and always provided that copyright symbol appears together as follows below. © DORNA, 2024																				

Official MotoGP Timing by TISSOT
www.motogp.com

Session 3

Moto3

Lap	Lap Time	T1	T2	T3	T4	Speed	Lap	Lap Time	T1	T2	T3	T4	Speed
15	1'46.556	26.108	16.302	31.148	32.998	207.6	15	1'47.017	26.091	16.474	31.089	33.363	205.3
16	1'45.329 P	26.284	16.763	32.488	29.794	203.3	16	1'46.883	26.147	16.383	31.129	33.224	206.5
17	1'50.865	29.662	16.646	31.511	33.046	204.5	17	1'47.273	26.087	16.481	31.322	33.383	206.8
18	1'45.993	25.939	16.324	30.946	32.784	206.1	18	1'46.911	26.156	16.391	31.067	33.297	206.8
19	1'45.954	26.021	16.330	30.824	32.779	205.7	19	1'47.166	26.169	16.429	31.228	33.340	206.8
20	1'41.404 P	26.030	16.346	31.561	27.467	206.1	20	1'47.829	26.258	16.561	31.633	33.377	206.1
21	1'47.018	27.249	16.445	30.869	32.455	206.1	21	1'47.295	26.123	16.619	31.172	33.381	204.5
22	1'44.851	25.697	16.104	30.592	32.458	208.0	22	1'43.809 P	26.333	16.858	32.272	28.346	198.1
23	1'48.063	25.588	16.113	30.946	35.416	207.2	23	1'48.523	28.413	16.444	31.003	32.663	205.7
5th 10 Nicola CARRARO LEVELUP - MTA ITA							7th 48 Ivan ORTOLA MT Helmets - MSI SPA						
Runs=5 Total laps=26 Full laps=17 Valid laps=17							Runs=5 Total laps=19 Full laps=10 Valid laps=10						

1	5'28.604	29.823	16.841	31.953	33.464	205.3
2	1'47.238	26.225	16.505	31.433	33.075	206.1
3	1'46.870	26.197	16.443	31.197	33.033	206.8
4	1'46.522	26.095	16.440	31.178	32.809	206.8
5	1'46.527	26.062	16.386	31.141	32.938	205.3
6	1'46.247 P	28.054	16.925	32.469	28.799	201.8
7	1'50.808	29.978	16.874	31.323	32.633	204.5
8	1'45.878	25.897	16.277	31.009	32.695	207.2
9	1'46.221	25.989	16.377	31.074	32.781	206.5
10	1'46.000	25.982	16.307	31.027	32.684	207.6
11	1'46.436	26.094	16.415	31.195	32.732	206.5
12	1'46.426 P	27.744	17.006	32.526	29.150	203.3
13	1'53.356	32.643	16.544	31.340	32.829	206.8
14	1'46.147	26.044	16.314	31.141	32.648	207.6
15	1'46.056	25.917	16.518	30.919	32.702	205.3
16	1'45.754	25.896	16.363	30.880	32.615	207.6
17	1'45.980	25.833	16.413	30.954	32.780	205.3
18	1'48.138 P	28.739	17.379	33.272	28.748	194.2
19	1'52.380	30.926	16.877	31.501	33.076	204.5
20	1'40.642 P	25.917	16.386	30.918	27.421	205.3
21	1'50.355	29.871	16.725	31.122	32.637	205.7
22	1'45.507	25.860	16.281	30.889	32.477	207.6
23	1'45.412	25.849	16.221	30.757	32.585	208.8
24	1'45.122	25.708	16.174	30.689	32.551	207.6
25	1'46.357	26.022	16.422	31.132	32.781	206.1
26	1'48.063	25.935	16.807	32.344	32.977	201.1
PIT		26.210	16.836	32.809	29.317	203.7

6th 78 Joel ESTEBAN CFMOTO Gaviota As SPA						
Runs=4 Total laps=25 Full laps=18 Valid laps=18						
1	2'14.759	28.143	16.443	31.312	33.428	207.2
2	1'46.088	25.941	16.233	30.992	32.922	208.0
3	1'46.049	25.829	16.377	30.845	32.998	207.6
4	1'45.695	25.861	16.284	30.762	32.788	209.7
5	1'45.628	25.723	16.099	31.047	32.759	208.4
6	1'42.729 P	26.098	16.596	31.761	28.274	200.0
7	1'51.070	28.342	16.509	31.390	34.829	204.9
8	1'49.926	25.914	16.662	33.786	33.564	202.6
9	1'46.362	25.882	16.305	30.942	33.233	208.4
10	1'46.759	26.021	16.390	31.116	33.232	206.8
11	1'42.822 P	26.197	16.309	31.164	29.152	206.8
12	1'52.980	32.270	16.490	31.143	33.077	206.8
13	1'45.973	25.903	16.316	30.804	32.950	208.0
14	1'46.875	25.965	16.442	31.189	33.279	204.9

1	2'45.892	28.388	16.457	31.733	32.976	207.6
2	1'45.730	25.838	16.158	31.032	32.702	209.3
3	1'45.578	25.838	16.193	30.931	32.616	206.8
4	1'45.871	25.881	16.334	30.978	32.678	206.8
5	1'44.453 P	27.760	16.629	31.659	28.405	206.1
6	1'48.526	27.959	16.366	31.272	32.929	205.3
7	1'46.216	25.879	16.425	30.989	32.923	205.7
8	1'43.855 P	26.076	16.552	33.219	28.008	205.7
9	1'50.626	30.016	16.498	31.267	32.845	206.1
10	1'45.485	25.878	16.173	30.881	32.553	207.6
11	1'45.595	25.834	16.187	30.912	32.662	208.0
12	1'41.795 P	25.996	16.343	31.211	28.245	204.9
13	1'51.920	30.270	16.652	31.587	33.411	205.3
14	1'46.642	26.149	16.400	31.206	32.887	206.1
15	1'46.242	26.001	16.316	31.165	32.760	206.1
16	1'45.651 P	26.862	16.861	32.825	29.103	204.5
17	1'46.745	27.201	16.263	30.773	32.508	206.5
18	1'45.251	25.888	16.121	30.759	32.483	206.8
19	1'46.123	25.774	16.202	31.170	32.977	206.5

8th 58 Luca LUNETTA SIC58 Squadra Corse ITA						
Runs=3 Total laps=18 Full laps=13 Valid laps=13						
1	2'25.565	28.521	16.535	31.533	33.399	207.2
2	1'56.629	30.617	17.394	33.363	35.255	175.6
3	1'46.254	26.074	16.288	31.044	32.848	208.4
4	1'46.055	25.957	16.407	30.815	32.876	206.1
5	1'55.014	25.980	16.303	35.652	37.079	207.2
6	1'46.518	26.010	16.400	31.012	33.096	206.5
7	1'48.206 P	29.079	16.753	32.603	29.771	203.3
8	1'52.946	30.531	16.965	32.004	33.446	202.2
9	1'46.513	26.021	16.498	31.044	32.950	204.1
10	1'46.088	26.079	16.305	30.954	32.750	206.5
11	1'48.105	25.840	16.344	30.911	35.010	206.1
12	1'46.199	26.063	16.355	31.019	32.762	206.5
13	1'47.066 P	29.691	16.857	32.253	28.265	206.5
14	1'49.312	28.869	16.401	31.215	32.827	206.8
15	1'45.690	26.069	16.346	30.775	32.500	206.1
16	1'45.514	25.785	16.197	30.849	32.683	206.8
17	1'46.041	25.934	16.288	30.895	32.924	206.5
18	1'46.396	26.236	16.468	30.988	32.704	204.9
PIT		25.826	16.309	31.291	31.347	206.8

Fastest Lap: Collin VEIJER Liqui Moly Husqvarna NED **1'44.273** 25.561 15.916 30.559 32.237

These data/results cannot be reproduced, stored and/or transmitted in whole or in part by any manner of electronic, mechanical, photocopying, recording, broadcasting or otherwise now known or herein after developed without the previous express consent by the copyright owner, except for reproduction in daily press and regular printed publications on sale to the public within 60 days of the event related to those data/results and always provided that copyright symbol appears together as follows below.
© DORNA, 2024



Session 3

Moto3

Lap	Lap Time	T1	T2	T3	T4	Speed	Lap	Lap Time	T1	T2	T3	T4	Speed		
9th	18	Matteo BERTELLE				Rivacold Snipers Tea	ITA	5	1'47.200	26.207	16.518	31.312	33.163	205.3	
		Runs=5	Total laps=24	Full laps=15	Valid laps=15		6	1'42.056	P	26.358	16.453	31.369	27.876	205.7	
1	5'21.402	29.197	16.859	31.688	33.528	204.1	7	1'51.357		29.379	16.734	31.767	33.477	201.4	
2	1'47.563	26.368	16.568	31.361	33.266	204.5	8	1'47.818		26.238	16.784	31.441	33.355	204.5	
3	1'47.396	26.325	16.579	31.233	33.259	205.3	9	1'47.536		26.224	16.699	31.337	33.276	206.1	
4	1'47.078	26.124	16.531	31.173	33.250	205.3	10	1'41.707	P	26.239	16.566	31.399	27.503	204.5	
5	1'42.437	P	26.174	16.903	31.691	27.669	201.4	11	1'49.336		28.394	16.550	31.330	33.062	205.7
6	1'51.209	29.795	16.866	31.509	33.039	200.7	12	1'45.758		25.827	16.224	30.948	32.759	207.6	
7	1'45.989	25.890	16.369	30.918	32.812	203.7	13	1'45.973		25.981	16.254	30.870	32.868	208.0	
8	1'45.923	25.933	16.413	30.854	32.723	203.3	14	1'45.913		25.874	16.315	30.891	32.833	206.5	
9	1'46.071	25.922	16.359	30.909	32.881	203.7	15	1'46.166		25.937	16.305	31.040	32.884	206.8	
10	1'49.559	25.999	16.351	32.856	34.353	203.3	16	1'53.870		31.701	16.786	31.836	33.547	202.2	
11	1'46.492	26.105	16.394	31.087	32.906	204.1	17	1'44.295	P	26.138	16.488	33.090	28.579	205.7	
12	1'42.623	P	26.102	16.702	31.746	28.073	201.4	18	1'50.234		28.828	16.547	31.455	33.404	205.3
13	1'52.655	30.316	17.304	31.907	33.128	196.3	19	1'47.791		26.225	16.478	31.755	33.333	205.3	
14	1'46.457	26.145	16.377	30.975	32.960	203.7	20	1'46.774		26.151	16.406	31.168	33.049	204.9	
15	1'46.192	25.923	16.491	30.902	32.876	202.6	21	1'43.510	P	26.791	16.811	32.440	27.468	202.6	
16	1'49.436	27.146	17.091	31.936	33.263	191.1	22	1'54.804		31.039	16.948	31.485	35.332	203.0	
17	1'46.304	26.004	16.366	30.938	32.996	205.3	23	1'46.276		26.033	16.199	31.000	33.044	208.4	
18	1'40.476	P	26.038	16.417	31.108	26.913	204.5	24	1'52.143		25.944	16.341	36.699	33.159	206.5
19	1'51.461	29.737	16.745	31.773	33.206	202.2	25	1'46.185		25.983	16.301	30.906	32.995	207.2	
20	1'46.433	25.844	16.303	30.890	33.396	204.1	26	1'50.674		26.107	16.752	34.316	33.499	192.1	
21	1'40.792	P	25.955	16.583	31.353	26.901	203.7	27	1'46.222		26.025	16.320	31.068	32.809	207.2
22	1'50.945	29.353	16.820	32.014	32.758	200.7									
23	1'45.696	25.875	16.324	30.828	32.669	203.7									
24	1'45.853	25.917	16.322	30.807	32.807	203.3									
10th	7	Filippo FARIOLI				SIC58 Squadra Corse	ITA								
		Runs=3	Total laps=19	Full laps=14	Valid laps=14										
1	2'22.983	27.898	16.616	31.709	33.602	206.5									
2	1'47.411	26.219	16.496	31.351	33.345	205.3									
3	1'49.677	26.047	16.454	31.047	36.129	206.8									
4	1'47.389	26.279	16.586	31.143	33.381	205.7									
5	1'47.138	26.070	16.452	31.190	33.426	206.5									
6	1'46.493	25.984	16.402	31.059	33.048	206.5									
7	1'46.393	25.963	16.460	30.907	33.063	206.5									
8	1'45.077	P	25.990	16.580	32.095	30.412	206.5								
9	1'49.354	28.123	16.646	31.333	33.252	203.0									
10	1'46.689	25.924	16.468	31.084	33.213	207.2									
11	1'48.473	27.262	16.603	31.474	33.134	206.1									
12	1'46.536	25.985	16.407	31.003	33.141	206.8									
13	1'55.654	P	29.876	19.174	35.941	30.663	167.7								
14	1'58.064	31.671	19.094	33.735	33.564	153.8									
15	1'46.114	25.972	16.339	30.819	32.984	207.2									
16	1'45.769	25.921	16.317	30.779	32.752	207.2									
17	1'45.745	25.782	16.413	30.803	32.747	206.1									
18	1'45.703	25.838	16.328	30.816	32.721	206.5									
19	1'46.067	25.840	16.387	30.918	32.922	204.5									
	PIT	30.730	18.134	34.448	30.592	179.1									
12th	66	Joel KELSO				BOE Motorsports	AUS								
		Runs=3	Total laps=11	Full laps=6	Valid laps=6										
1	3'12.517	29.671	16.698	31.935	33.301	206.1									
2	1'47.101	26.145	16.432	31.407	33.117	208.0									
3	1'48.083	26.183	16.556	31.870	33.474	205.7									
4	1'47.669	26.219	16.549	31.351	33.550	206.1									
5	1'45.074	P	26.081	16.391	32.377	30.225	206.5								
6	1'58.544	31.901	17.101	33.517	36.025	204.1									
7	1'47.187	26.144	16.373	31.270	33.400	208.0									
8	1'45.575	P	26.665	17.501	32.567	28.842	187.5								
9	1'56.886	33.037	16.606	31.484	35.759	205.3									
10	1'45.889	25.966	16.213	30.969	32.741	208.0									
11	1'46.109	25.829	16.262	31.052	32.966	206.8									
	PIT	28.368	17.010	33.190	29.366	197.8									
13th	54	Riccardo ROSSI				CIP Green Power	ITA								
		Runs=5	Total laps=21	Full laps=12	Valid laps=12										
1	2'08.396	28.538	16.472	31.551	33.435	207.6									
2	1'47.398	26.293	16.482	31.457	33.166	205.3									
3	1'47.296	26.248	16.457	31.267	33.324	206.8									
4	1'47.762	26.290	16.555	31.634	33.283	204.9									
5	1'47.090	26.275	16.496	31.200	33.119	204.9									
6	1'49.140	P	28.345	17.703	34.448	28.644	194.2								
7	1'51.129	29.713	17.028	31.648	32.740	194.5									
8	2'09.472	45.730	18.764	31.654	33.324	199.6									
9	1'46.065	25.868	16.318	31.054	32.825	203.7									
10	1'45.894	25.854	16.312	30.975	32.753	205.3									
11	1'39.903	P	25.937	16.291	31.025	26.650	207.2								
12	1'52.975	30.764	16.793	31.838	33.580	203.3									
13	1'47.116	26.262	16.380	31.399	33.075	204.5									
14	1'47.048	26.242	16.436	31.268	33.102	204.9									
15	1'49.727	P	29.634	17.754	33.327	29.012	197.4								

Fastest Lap: Collin VEIJER Liqui Moly Husqvarna NED **1'44.273** 25.561 15.916 30.559 32.237

These data/results cannot be reproduced, stored and/or transmitted in whole or in part by any manner of electronic, mechanical, photocopying, recording, broadcasting or otherwise now known or herein after developed without the previous express consent by the copyright owner, except for reproduction in daily press and regular printed publications on sale to the public within 60 days of the event related to those data/results and always provided that copyright symbol appears together as follows below.
© DORNA, 2024



Session 3

Moto3

Lap	Lap Time	T1	T2	T3	T4	Speed	Lap	Lap Time	T1	T2	T3	T4	Speed		
16	1'53.612	31.287	16.847	31.944	33.534	203.7	16th 85 Xabi ZURUTUZA Red Bull KTM Ajo SPA Runs=4 Total laps=18 Full laps=11 Valid laps=11	1	2'46.418	35.279	18.306	32.445	33.264	202.2	
17	1'46.975	26.167	16.394	31.372	33.042	205.7		2	1'46.307	26.011	16.116	31.161	33.019	211.7	
18	1'47.434	26.264	16.469	31.465	33.236	205.7		3	1'46.601	26.011	16.259	31.193	33.138	208.8	
19	1'50.274	27.388	17.237	31.788	33.861	203.3		4	1'47.376	25.995	16.522	31.438	33.421	208.0	
20	1'41.496 P	26.184	16.272	31.175	27.865	209.3		5	1'46.885	26.081	16.375	31.198	33.231	208.8	
21	2'00.840	32.067	18.001	34.781	35.991	193.2		6	1'47.946	26.084	16.521	31.854	33.487	207.2	
								7	1'46.882	26.088	16.423	31.263	33.108	208.0	
								8	1'44.264 P	27.691	16.826	31.566	28.181	204.1	
								9	1'49.172	28.423	16.309	31.235	33.205	208.8	
								10	1'46.280	26.089	16.406	30.934	32.851	208.4	
14th 72 Taiyo FURUSATO Honda Team Asia JPN Runs=4 Total laps=19 Full laps=12 Valid laps=12	1	3'30.268	28.644	16.649	31.888	33.393	203.7	11	1'46.088	25.982	16.207	31.007	32.892	208.0	
	2	1'47.202	26.159	16.408	31.324	33.311	204.5	12	1'46.791	26.005	16.428	31.278	33.080	207.2	
	3	1'48.199	26.350	16.562	31.910	33.377	203.3	13	1'47.783	26.002	16.371	31.092	34.318	208.0	
	4	1'48.004	26.208	16.575	31.909	33.312	203.0	14	2'00.370 P	43.857	16.989	31.868	27.656	198.8	
	5	1'47.453	26.172	16.507	31.463	33.311	203.3	15	1'52.435	30.558	16.750	32.037	33.090	203.7	
	6	1'45.490 P	27.322	17.573	32.642	27.953	175.8	16	2'16.769 P	48.399	18.047	42.542	27.781	194.2	
	7	1'50.919	28.747	17.029	31.894	33.249	201.8	17	1'53.765	31.606	16.842	31.683	33.634	204.5	
	8	1'47.172	26.005	16.346	31.693	33.128	205.3	18	1'47.516	26.267	16.506	31.338	33.405	206.5	
	9	1'48.962	27.598	16.641	31.517	33.206	203.3		PIT	26.080	16.450	33.243	27.934	206.5	
	10	1'43.022 P	26.177	16.519	31.606	28.720	204.1								
	11	1'50.648	28.745	16.712	31.663	33.528	203.3	17th 82 Stefano NEPA LEVELUP - MTA ITA Runs=2 Total laps=23 Full laps=20 Valid laps=20	1	7'22.717	33.230	16.821	32.064	33.872	203.0
	12	1'47.247	26.173	16.550	31.136	33.388	203.7	2	1'46.553	26.260	16.545	31.011	32.737	211.3	
	13	1'46.848	26.095	16.457	31.226	33.070	205.3	3	1'46.115	25.988	16.226	31.053	32.848	208.4	
	14	1'44.559 P	26.906	17.062	32.471	28.120	198.5	4	1'46.624	26.064	16.358	31.277	32.925	206.5	
	15	1'51.126	28.997	16.649	32.085	33.395	204.5	5	1'46.320	26.004	16.290	31.110	32.916	206.5	
	16	1'46.682	26.030	16.385	31.227	33.040	204.1	6	1'46.196	25.976	16.221	31.098	32.901	208.0	
	17	1'46.491	26.043	16.413	31.147	32.888	203.7	7	1'44.429 P	26.760	17.220	32.982	27.467	197.0	
	18	1'46.054	25.856	16.408	30.961	32.829	204.1	8	1'53.573	31.267	17.002	31.990	33.314	204.1	
	19	1'46.222	25.936	16.409	31.095	32.782	204.5	9	1'46.211	26.042	16.213	31.092	32.864	206.5	
15th 55 Noah DETTWILER CIP Green Power SWI Runs=3 Total laps=25 Full laps=20 Valid laps=20	1	2'11.214	27.793	16.567	31.579	33.362	204.9	10	1'46.730	26.016	16.177	31.222	33.315	207.6	
	2	1'47.101	26.269	16.472	31.366	32.994	205.7	11	1'46.799	26.145	16.330	31.234	33.090	206.5	
	3	1'47.024	26.132	16.469	31.242	33.181	206.5	12	1'47.635	26.609	16.384	31.518	33.124	205.3	
	4	1'46.704	26.068	16.444	31.207	32.985	205.7	13	1'46.801	26.183	16.259	31.196	33.163	207.6	
	5	1'46.377	26.003	16.390	31.220	32.764	206.5	14	1'47.242	26.218	16.380	31.338	33.306	206.1	
	6	1'50.588	26.086	16.412	34.313	33.777	206.5	15	1'47.201	26.160	16.373	31.464	33.204	204.5	
	7	1'41.545 P	26.131	16.667	31.307	27.440	201.1	16	1'46.932	26.094	16.417	31.294	33.127	206.1	
	8	1'49.925	28.368	16.539	31.567	33.451	204.1	17	1'47.027	26.146	16.382	31.383	33.116	205.7	
	9	1'47.211	26.182	16.566	31.331	33.132	204.5	18	1'47.520	26.223	16.459	31.559	33.279	205.7	
	10	1'46.848	26.084	16.441	31.221	33.102	205.3	19	1'47.328	26.237	16.447	31.435	33.209	205.7	
	11	1'47.366	26.073	16.544	31.308	33.441	204.9	20	1'48.716	26.293	16.436	31.940	34.047	206.5	
	12	1'46.973	26.154	16.291	31.371	33.157	208.8	21	1'50.492	27.211	16.805	32.460	34.016	205.3	
	13	1'46.563	26.222	16.295	31.093	32.953	206.5	22	1'48.964	26.598	16.623	31.852	33.891	203.7	
	14	1'46.511	25.950	16.387	31.169	33.005	206.5	23	1'49.393	26.858	16.787	32.086	33.662	201.8	
	15	1'46.659	26.036	16.416	31.088	33.119	207.2		PIT	27.406	17.174	32.496	30.929	199.2	
	16	1'43.661 P	26.967	16.906	32.125	27.663	196.7	18th 64 David MUÑOZ BOE Motorsports SPA Runs=4 Total laps=14 Full laps=7 Valid laps=7	1	3'52.708	29.154	16.798	32.683	36.549	205.3
	17	2'03.533	36.414	18.331	34.569	34.219	166.4	2	1'51.191	26.415	16.492	32.023	36.261	209.3	
	18	1'46.178	26.065	16.320	30.984	32.809	207.2	3	1'46.514	26.017	16.299	31.190	33.008	210.5	
	19	1'48.548	26.879	16.636	31.495	33.538	202.2	4	2'11.610 P	54.659	17.272	32.284	27.395	198.1	
	20	1'49.180	26.275	16.556	31.132	35.217	206.1								
	21	1'47.573	26.187	16.253	31.215	33.918	213.4								
	22	1'46.545	25.998	16.358	31.105	33.084	205.7								
	23	1'50.221	26.272	16.530	32.312	35.107	205.7								
	24	1'46.055	25.990	16.350	30.969	32.746	206.1								
	25	1'46.946	26.074	16.458	31.141	33.273	204.9								

Fastest Lap: Collin VEIJER Liqui Moly Husqvarna NED **1'44.273** 25.561 15.916 30.559 32.237

These data/results cannot be reproduced, stored and/or transmitted in whole or in part by any manner of electronic, mechanical, photocopying, recording, broadcasting or otherwise now known or herein after developed without the previous express consent by the copyright owner, except for reproduction in daily press and regular printed publications on sale to the public within 60 days of the event related to those data/results and always provided that copyright symbol appears together as follows below.
© DORNA, 2024

Session 3

Moto3

Lap	Lap Time	T1	T2	T3	T4	Speed	Lap	Lap Time	T1	T2	T3	T4	Speed
5	1'59.959	33.283	16.942	34.953	34.781	203.7	17	1'48.149	26.362	16.484	31.427	33.876	205.3
6	1'54.444	26.135	16.447	36.109	35.753	208.4	18	1'47.469	26.316	16.465	31.559	33.129	205.3
7	2'08.673 P	49.654	17.284	33.171	28.564	196.3							
8	1'51.303	29.494	16.863	31.733	33.213	201.8							
9	1'47.364	26.061	16.568	31.324	33.411	208.0							
10	1'46.786	26.446	16.511	30.997	32.832	210.1							
11	1'46.896	25.803	16.345	31.352	33.396	209.7							
12	1'46.163 P	27.309	17.067	33.088	28.699	195.6							
13	1'59.166	33.795	17.138	31.806	36.427	198.1							
14	1'47.877	26.381	16.460	31.585	33.451	208.8							
	PIT	28.335	17.468	32.942	28.423	190.8							

19th 70 **Joshua WHATLEY** MLav Racing GBR
 Runs=6 Total laps=22 Full laps=11 Valid laps=11

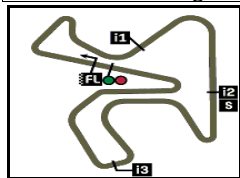
1	3'13.178	37.485	18.840	35.241	33.538	176.7
2	1'48.180	26.510	16.591	31.742	33.337	203.3
3	1'47.809	26.402	16.516	31.543	33.348	203.0
4	1'55.362	26.625	16.593	33.463	38.681	204.9
5	1'47.776	26.350	16.575	31.541	33.310	202.6
6	1'51.142 P	29.043	17.455	36.134	28.510	194.9
7	2'13.804	36.186	18.947	38.491	40.180	176.7
8	1'49.370	27.064	16.816	31.958	33.532	199.6
9	1'43.914 P	26.506	16.793	32.578	28.037	198.8
10	1'58.904	35.166	17.451	32.656	33.631	197.8
11	1'51.279	26.860	17.118	32.183	35.118	196.7
12	1'47.846	26.384	16.598	31.569	33.295	203.7
13	1'45.959 P	27.772	17.070	32.663	28.454	199.6
14	2'02.527	36.988	17.380	34.934	33.225	193.2
15	1'47.334	26.330	16.531	31.405	33.068	203.7
16	1'46.672	26.159	16.446	31.076	32.991	204.5
17	1'45.479 P	26.272	17.554	32.652	29.001	173.9
18	1'53.564	30.199	17.289	32.560	33.516	197.8
19	1'47.948	26.453	16.596	31.596	33.303	202.6
20	1'44.905 P	27.129	17.060	32.682	28.034	199.2
21	2'03.141	33.700	20.618	34.427	34.396	162.8
22	1'46.740	26.138	16.492	31.172	32.938	204.1
	PIT	26.017	16.516	33.089	31.647	204.9

20th 5 **Tatchakorn BUASRI** Honda Team Asia THA
 Runs=4 Total laps=18 Full laps=11 Valid laps=11

1	4'19.261	35.151	17.341	32.854	34.352	203.0
2	1'49.659	26.316	16.455	31.511	35.377	204.9
3	1'48.804	26.294	16.600	31.745	34.165	202.2
4	1'47.134	26.232	16.407	31.409	33.086	204.1
5	1'54.009 P	26.365	16.710	38.254	32.680	198.5
6	2'01.121	33.219	17.519	36.642	33.741	191.4
7	1'48.357	26.509	16.717	31.513	33.618	204.1
8	1'48.090	26.414	16.637	31.676	33.363	203.0
9	1'48.204	26.418	16.510	31.768	33.508	203.7
10	1'57.530 P	29.604	19.445	36.895	31.586	163.3
11	2'02.668	33.085	18.389	35.199	35.995	183.0
12	1'48.303	26.441	16.534	31.746	33.582	203.0
13	1'49.088	26.684	16.749	32.025	33.630	203.3
14	1'48.961	26.477	16.692	31.918	33.874	202.2
15	1'55.793 P	30.245	18.536	36.134	30.878	167.9
16	1'57.059	30.269	18.521	33.004	35.265	198.5

Fastest Lap: Collin VEIJER Liqui Moly Husqvarna NED **1'44.273** 25.561 15.916 30.559 32.237

These data/results cannot be reproduced, stored and/or transmitted in whole or in part by any manner of electronic, mechanical, photocopying, recording, broadcasting or otherwise now known or herein after developed without the previous express consent by the copyright owner, except for reproduction in daily press and regular printed publications on sale to the public within 60 days of the event related to those data/results and always provided that copyright symbol appears together as follows below.
 © DORNA, 2024



4423 m.

Jerez Moto2™ & Moto3™ Official Test II

Session 3

Best Partial Times

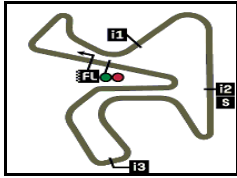
Moto3™

IT Ideal Lap Time, sum of the best partial times

BT Best Lap Time

T1		T2		T3		T4				IT	BT	
Pos	Rider	Time	Rider	Time	Rider	Time	Rider	Time	Pos	Rider	IT	BT
1	D.ALONSO	25.487	C.VEIJER	15.916	D.ALONSO	30.481	C.VEIJER	32.237	1	C.VEIJER	1'44.240	1'44.273 (1)
2	C.VEIJER	25.534	T.SUZUKI	16.054	C.VEIJER	30.553	D.ALONSO	32.340	2	D.ALONSO	1'44.399	1'44.531 (2)
3	R.YAMANAKA	25.588	D.ALONSO	16.091	R.YAMANAKA	30.592	T.SUZUKI	32.413	3	T.SUZUKI	1'44.721	1'44.799 (3)
4	T.SUZUKI	25.662	J.ESTEBAN	16.099	T.SUZUKI	30.592	R.YAMANAKA	32.455	4	R.YAMANAKA	1'44.739	1'44.851 (4)
5	J.ESTEBAN	25.697	R.YAMANAKA	16.104	J.ESTEBAN	30.622	N.CARRARO	32.477	5	N.CARRARO	1'45.048	1'45.122 (5)
6	N.CARRARO	25.708	X.ZURUTUZA	16.116	N.CARRARO	30.689	I.ORTOLA	32.483	6	J.ESTEBAN	1'45.081	1'45.197 (6)
7	I.ORTOLA	25.774	I.ORTOLA	16.121	I.ORTOLA	30.759	L.LUNETTA	32.500	7	I.ORTOLA	1'45.137	1'45.251 (7)
8	F.FARIOLI	25.782	N.CARRARO	16.174	L.LUNETTA	30.775	J.ESTEBAN	32.663	8	L.LUNETTA	1'45.257	1'45.514 (8)
9	L.LUNETTA	25.785	S.NEPA	16.177	F.FARIOLI	30.779	M.BERTELLE	32.669	9	F.FARIOLI	1'45.599	1'45.703 (10)
10	D.MUÑOZ	25.803	L.LUNETTA	16.197	M.BERTELLE	30.807	F.FARIOLI	32.721	10	M.BERTELLE	1'45.623	1'45.696 (9)
11	S.OGDEN	25.827	S.OGDEN	16.199	S.OGDEN	30.870	S.NEPA	32.737	11	S.OGDEN	1'45.655	1'45.758 (11)
12	J.KELSO	25.829	J.KELSO	16.213	X.ZURUTUZA	30.934	R.ROSSI	32.740	12	J.KELSO	1'45.752	1'45.889 (12)
13	M.BERTELLE	25.844	N.DETTWILER	16.253	T.FURUSATO	30.961	J.KELSO	32.741	13	R.ROSSI	1'45.841	1'45.894 (13)
14	R.ROSSI	25.854	R.ROSSI	16.272	N.DETTWILER	30.969	N.DETTWILER	32.746	14	X.ZURUTUZA	1'45.883	1'46.088 (16)
15	T.FURUSATO	25.856	D.MUÑOZ	16.299	J.KELSO	30.969	S.OGDEN	32.759	15	S.NEPA	1'45.901	1'46.115 (17)
16	N.DETTWILER	25.950	M.BERTELLE	16.303	R.ROSSI	30.975	T.FURUSATO	32.782	16	N.DETTWILER	1'45.918	1'46.055 (15)
17	S.NEPA	25.976	F.FARIOLI	16.317	D.MUÑOZ	30.997	D.MUÑOZ	32.832	17	D.MUÑOZ	1'45.931	1'46.514 (18)
18	X.ZURUTUZA	25.982	T.FURUSATO	16.346	S.NEPA	31.011	X.ZURUTUZA	32.851	18	T.FURUSATO	1'45.945	1'46.054 (14)
19	J.WHATLEY	26.017	T.BUASRI	16.407	J.WHATLEY	31.076	J.WHATLEY	32.938	19	J.WHATLEY	1'46.477	1'46.672 (19)
20	T.BUASRI	26.232	J.WHATLEY	16.446	T.BUASRI	31.409	T.BUASRI	33.086	20	T.BUASRI	1'47.134	1'47.134 (20)

These data/results cannot be reproduced, stored and/or transmitted in whole or in part by any manner of electronic, mechanical, photocopying, recording, broadcasting or otherwise now known or herein after developed without the previous express consent by the copyright owner, except for reproduction in daily press and regular printed publications on sale to the public within 60 days of the event related to those data/results and always provided that copyright symbol appears together as follows below.
© DORNA, 2024




4423 m.

Jerez Moto2™ & Moto3™ Official Test II

Session 3

Fastest Laps Sequence

<i>Practice Time</i>	 <i>Rider</i>	<i>Nation</i>	<i>Motorcycle</i>	<i>Time</i>	<i>Km/h</i>	<i>Rider's Lap</i>
3'52.611	80 David ALONSO	COL	CFMOTO	1'45.486	150.9	2
5'37.798	80 David ALONSO	COL	CFMOTO	1'45.187	151.3	3
10'20.132	95 Collin VEIJER	NED	HUSQVARNA	1'44.885	151.8	3
12'04.984	95 Collin VEIJER	NED	HUSQVARNA	1'44.852	151.8	4
15'34.637	95 Collin VEIJER	NED	HUSQVARNA	1'44.679	152.1	6
17'19.310	95 Collin VEIJER	NED	HUSQVARNA	1'44.673	152.1	7
31'53.743	80 David ALONSO	COL	CFMOTO	1'44.626	152.1	18
33'38.274	80 David ALONSO	COL	CFMOTO	1'44.531	152.3	19
1:04'32.017	95 Collin VEIJER	NED	HUSQVARNA	1'44.273	152.7	20

These data/results cannot be reproduced, stored and/or transmitted in whole or in part by any manner of electronic, mechanical, photocopying, recording, broadcasting or otherwise now known or herein after developed without the previous express consent by the copyright owner, except for reproduction in daily press and regular printed publications on sale to the public within 60 days of the event related to those data/results and always provided that copyright symbol appears together as follows below.

© DORNA, 2024

Official MotoGP Timing by TISSOT
www.motogp.com

Jerez de la Frontera, Tuesday, April 30, 2024

