


4423 m.

Jerez Moto2™ & Moto3™ Official Test II

Session 2

Classification

6

		Rider	Nation	Team	Motorcycle	Time	Lap	Total	Gap	Top Speed	
1	80	David ALONSO	COL	CFMOTO Gaviota Aspar Team	CFMOTO	1'43.948	22	23		211.7	
2	58	Luca LUNETTA	ITA	SIC58 Squadra Corse	HONDA	1'44.658	12	22	0.710	0.710	211.7
3	7	Filippo FARIOLI	ITA	SIC58 Squadra Corse	HONDA	1'44.681	24	25	0.733	0.023	212.1
4	64	David MUÑOZ	SPA	BOE Motorsports	KTM	1'44.834	2	10	0.886	0.153	213.8
5	82	Stefano NEPA	ITA	LEVELUP - MTA	KTM	1'44.929	20	21	0.981	0.095	210.9
6	95	Collin VEIJER	NED	Liqui Moly Husqvarna Intact GP	HUSQVARNA	1'44.949	5	17	1.001	0.020	211.7
7	18	Matteo BERTELLE	ITA	Rivacold Snipers Team	HONDA	1'45.115	23	24	1.167	0.166	210.9
8	66	Joel KELSO	AUS	BOE Motorsports	KTM	1'45.137	10	15	1.189	0.022	211.3
9	48	Ivan ORTOLA	SPA	MT Helmets - MSI	KTM	1'45.352	20	20	1.404	0.215	210.5
10	78	Joel ESTEBAN	SPA	CFMOTO Gaviota Aspar Team	CFMOTO	1'45.355	17	18	1.407	0.003	211.7
11	6	Ryusei YAMANAKA	JPN	MT Helmets - MSI	KTM	1'45.357	21	24	1.409	0.002	210.9
12	24	Tatsuki SUZUKI	JPN	Liqui Moly Husqvarna Intact GP	HUSQVARNA	1'45.425	15	23	1.477	0.068	213.8
13	54	Riccardo ROSSI	ITA	CIP Green Power	KTM	1'45.622	20	23	1.674	0.197	212.1
14	10	Nicola CARRARO	ITA	LEVELUP - MTA	KTM	1'45.733	14	14	1.785	0.111	210.5
15	72	Taiyo FURUSATO	JPN	Honda Team Asia	HONDA	1'45.915	17	17	1.967	0.182	209.3
16	19	Scott OGDEN	GBR	MLav Racing	HONDA	1'46.160	19	24	2.212	0.245	208.8
17	85	Xabi ZURUTUZA	SPA	Red Bull KTM Ajo	KTM	1'46.387	17	24	2.439	0.227	212.1
18	55	Noah DETTWILER	SWI	CIP Green Power	KTM	1'46.442	14	16	2.494	0.055	208.8
19	5	Tatchakorn BUASRI	THA	Honda Team Asia	HONDA	1'46.660	22	22	2.712	0.218	208.8
20	70	Joshua WHATLEY	GBR	MLav Racing	HONDA	1'48.368	12	13	4.420	1.708	204.1

Practice condition: Dry

Air: 17°

Humidity: 54%

Ground: 33°

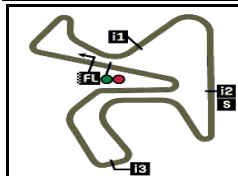
Fastest Lap:	Lap: 22	David ALONSO	1'43.948	153.1 Km/h
Best Race Lap:	2024	Ryusei YAMANAKA	1'45.105	151.4 Km/h
All Time Lap Record:	2024	David ALONSO	1'43.710	153.5 Km/h

The results are provisional until the end of the limit for protest and appeals.

Time limit for protest expires 60' after publication of the results - Time:

These data/results cannot be reproduced, stored and/or transmitted in whole or in part by any manner of electronic, mechanical, photocopying, recording, broadcasting or otherwise now known or herein after developed without the previous express consent by the copyright owner, except for reproduction in daily press and regular printed publications on sale to the public within 60 days of the event related to those data/results and always provided that copyright symbol appears together as follows below.

© DORNA, 2024



4423 m.

Jerez Moto2™ & Moto3™ Official Test II
Session 2
Top Speed & Average

8



Rider	Nation	Motorcycle	Top 5 speeds					Average	Top
24 Tatsuki SUZUKI	JPN	HUSQVARNA	213.8	213.0	212.1	211.7	211.7	212.5	213.8
64 David MUÑOZ	SPA	KTM	213.8	212.1	210.9	210.5	209.7	211.4	213.8
7 Filippo FARIOLI	ITA	HONDA	212.1	211.3	210.9	210.9	210.5	211.0	212.1
54 Riccardo ROSSI	ITA	KTM	212.1	211.3	210.1	208.4	207.6	209.2	212.1
85 Xabi ZURUTUZA	SPA	KTM	212.1	211.7	211.3	211.3	210.9	211.3	212.1
58 Luca LUNETTA	ITA	HONDA	211.7	210.9	210.5	209.7	209.3	210.4	211.7
78 Joel ESTEBAN	SPA	CFMOTO	211.7	211.7	211.3	211.3	210.9	211.3	211.7
80 David ALONSO	COL	CFMOTO	211.7	211.3	211.3	211.3	210.9	211.2	211.7
95 Collin VEIJER	NED	HUSQVARNA	211.7	211.7	211.3	210.9	210.9	211.3	211.7
66 Joel KELSO	AUS	KTM	211.3	210.9	210.1	210.1	209.3	210.0	211.3
6 Ryusei YAMANAKA	JPN	KTM	210.9	210.5	210.5	210.1	209.3	210.3	210.9
18 Matteo BERTELLE	ITA	HONDA	210.9	209.7	209.7	209.7	208.0	208.9	210.9
82 Stefano NEPA	ITA	KTM	210.9	210.1	210.1	210.1	210.1	210.3	210.9
10 Nicola CARRARO	ITA	KTM	210.5	210.5	209.7	209.7	209.3	209.8	210.5
48 Ivan ORTOLA	SPA	KTM	210.5	210.5	210.1	210.1	209.7	210.1	210.5
72 Taiyo FURUSATO	JPN	HONDA	209.3	209.3	208.4	208.4	207.6	208.6	209.3
5 Tatchakorn BUASRI	THA	HONDA	208.8	208.4	208.4	208.0	207.2	208.2	208.8
19 Scott OGDEN	GBR	HONDA	208.8	208.4	208.4	208.0	208.0	208.2	208.8
55 Noah DETTWILER	SWI	KTM	208.8	207.6	207.2	206.5	206.5	207.2	208.8
70 Joshua WHATLEY	GBR	HONDA	204.1	203.7	203.0	203.0	203.0	203.3	204.1

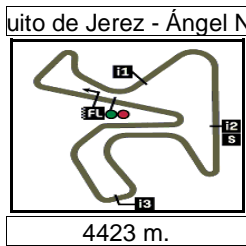
These data/results cannot be reproduced, stored and/or transmitted in whole or in part by any manner of electronic, mechanical, photocopying, recording, broadcasting or otherwise now known or herein after developed without the previous express consent by the copyright owner, except for reproduction in daily press and regular printed publications on sale to the public within 60 days of the event related to those data/results and always provided that copyright symbol appears together as follows below.

© DORNA, 2024

Official MotoGP Timing by TISSOT
 www.motogp.com



Jerez de la Frontera, Tuesday, April 30, 2024



Jerez Moto2™ & Moto3™ Official Test II
Session 2
Chronological Analysis of Performances

9

* Lap / Sector time cancelled T1 Time from finish line to 1st intermediate T3 Time from 2nd intermed. to 3rd intermed.
P Crossing the finish line in pit lane T2 Time from 1st intermed. to 2nd intermed. T4 Time from 3rd intermediate to finish line

Lap	Lap Time	T1	T2	T3	T4	Speed	Lap	Lap Time	T1	T2	T3	T4	Speed		
1st 80 David ALONSO CFMOTO Gaviota As COL Runs=2 Total laps=23 Full laps=20 Valid laps=20							19	1'46.803	P	29.248	16.803	31.299	29.453	205.3	
1	2'41.526	28.820	16.249	31.023	32.653	208.0	20	1'49.946	29.699	16.369	31.108	32.770	208.8		
2	1'44.798	25.643	16.031	30.545	32.579	210.9	21	1'45.201	25.801	16.211	30.617	32.572	209.3		
3	1'44.414	25.549	16.006	30.479	32.380	209.7	22	1'46.648	25.760	16.274	31.473	33.141	209.7		
4	1'44.548	25.441	16.075	30.572	32.460	211.3	3rd 7 Filippo FARIOLI SIC58 Squadra Corse ITA Runs=5 Total laps=25 Full laps=16 Valid laps=16								
5	1'44.786	25.620	16.109	30.635	32.422	209.7	1	2'42.480	27.951	16.262	31.328	32.944	210.5		
6	1'45.147	25.638	16.099	30.782	32.628	210.5	2	1'47.004	26.154	16.250	31.223	33.377	210.9		
7	1'44.887	25.641	16.089	30.609	32.548	210.5	3	1'46.863	26.082	16.314	31.204	33.263	209.3		
8	1'45.395	25.567	16.134	30.855	32.839	209.3	4	1'40.843	P	26.060	16.395	31.256	27.132	208.4	
9	1'45.374	25.829	16.224	30.698	32.623	209.3	5	1'49.002	28.199	16.403	31.316	33.084	208.0		
10	1'44.884	25.545	16.168	30.619	32.552	210.1	6	1'46.272	25.928	16.259	31.105	32.980	208.8		
11	1'44.774	25.543	16.138	30.607	32.486	210.5	7	1'46.138	25.932	16.216	31.033	32.957	209.7		
12	1'44.649	25.541	16.132	30.493	32.483	210.1	8	1'46.046	25.884	16.317	30.914	32.931	209.3		
13	1'44.827	25.519	16.099	30.574	32.635	209.3	9	1'45.784	25.854	16.196	30.859	32.875	210.5		
14	1'44.764	25.581	16.123	30.551	32.509	210.9	10	1'46.047	25.828	16.290	30.981	32.948	208.8		
15	1'44.482	25.475	16.074	30.494	32.439	211.3	11	1'45.732	25.891	16.274	30.819	32.748	209.7		
16	1'44.502	25.500	15.963	30.573	32.466	211.3	12	1'45.806	25.877	16.173	30.823	32.933	210.9		
17	1'44.266	25.455	16.043	30.430	32.338	211.7	13	1'43.849	P	25.920	16.690	31.985	29.254	206.8	
18	1'44.685	25.486	16.200	30.534	32.465	210.1	14	1'51.008	29.980	16.383	31.255	33.390	206.8		
19	1'44.632	25.527	16.132	30.574	32.399	209.7	15	1'46.076	25.887	16.207	31.078	32.904	208.4		
20	1'44.621	P	27.515	16.660	32.521	27.925	205.3	16	1'45.758	25.820	16.154	30.952	32.832	208.8	
21	1'49.151	29.900	16.165	30.778	32.308	209.7	17	1'49.590	25.822	16.390	33.631	33.747	206.8		
22	1'43.948	25.445	15.973	30.327	32.203	210.1	18	1'52.992	P	26.158	16.455	33.225	8'37.154	206.5	
23	1'55.925	25.448	16.059	30.621	43.797	210.1	19	1'51.063	28.397	16.369	32.650	33.647	208.0		
2nd 58 Luca LUNETTA SIC58 Squadra Corse ITA Runs=4 Total laps=22 Full laps=15 Valid laps=15							20	1'45.349	25.631	16.133	30.622	32.963	208.4		
1	3'08.324	30.703	16.961	32.116	33.542	205.3	21	1'53.943	31.398	16.850	32.411	33.284	206.5		
2	1'47.346	26.443	16.402	31.363	33.138	207.2	22	1'39.413	P	25.834	16.136	30.994	26.449	210.1	
3	1'46.957	26.218	16.358	31.281	33.100	208.4	23	1'48.409	28.409	16.271	30.997	32.732	208.4		
4	1'46.699	26.155	16.367	31.171	33.006	207.6	24	1'44.681	25.535	16.050	30.615	32.481	211.3		
5	1'46.939	26.169	16.452	31.286	33.032	208.0	25	1'46.581	25.553	16.059	31.336	33.633	212.1		
6	1'46.345	26.098	16.325	31.151	32.771	207.6	4th 64 David MUÑOZ BOE Motorsports SPA Runs=3 Total laps=10 Full laps=5 Valid laps=5								
7	1'46.205	25.990	16.317	31.025	32.873	208.4	1	4'26.351	29.638	16.241	31.557	34.388	210.9		
8	1'46.193	25.938	16.306	30.991	32.958	208.0	2	1'44.834	25.721	15.923	30.653	32.537	213.8		
9	1'47.816	P	27.948	17.000	33.910	28.958	203.0	3	1'42.666	P	25.979	16.577	32.146	27.964	203.3
10	1'52.311	30.133	16.502	31.710	33.966	207.6	4	2'00.039	34.976	17.198	32.168	35.697	198.1		
11	1'44.852	25.804	16.100	30.505	32.443	210.5	5	1'45.849	25.837	16.290	30.839	32.883	209.7		
12	1'44.658	25.642	15.971	30.594	32.451	210.9	6	1'49.069	25.802	16.934	31.834	34.499	204.1		
13	1'47.956	25.558	16.031	30.834	35.533	211.7	7	1'45.834	25.774	16.137	30.886	33.037	212.1		
14	1'45.108	P	26.836	16.472	32.448	29.352	206.1	8	1'44.816	P	26.976	16.889	32.658	28.293	198.1
15	1'51.659	30.214	16.782	31.466	33.197	204.9	9	1'52.061	29.000	16.729	32.424	33.908	203.3		
16	1'46.365	26.122	16.371	31.025	32.847	207.6	10	1'47.878	25.789	16.195	31.064	34.830	210.5		
17	1'45.788	25.907	16.248	30.872	32.761	207.6	PIT 27.639 16.529 32.512 31.477 197.8								
18	1'45.700	25.947	16.287	30.829	32.637	208.4									

Fastest Lap: David ALONSO CFMOTO Gaviota As COL **1'43.948** 25.445 15.973 30.327 32.203

These data/results cannot be reproduced, stored and/or transmitted in whole or in part by any manner of electronic, mechanical, photocopying, recording, broadcasting or otherwise now known or herein after developed without the previous express consent by the copyright owner, except for reproduction in daily press and regular printed publications on sale to the public within 60 days of the event related to those data/results and always provided that copyright symbol appears together as follows below.
© DORNA, 2024

Session 2

Moto3

Lap	Lap Time	T1	T2	T3	T4	Speed	Lap	Lap Time	T1	T2	T3	T4	Speed	
5th	82	Stefano NEPA				LEVELUP - MTA	ITA	11	1'49.514	26.109	16.414	33.177	33.814	207.2
		Runs=3	Total laps=21	Full laps=16	Valid laps=16		12	1'46.183	26.029	16.307	31.004	32.843	209.7	
1	12'18.770	31.861	16.921	32.133	33.568	205.3	13	1'44.385 P	26.323	17.111	32.973	27.978	195.6	
2	1'46.712	26.214	16.234	31.369	32.895	208.8	14	1'51.227	29.529	16.732	31.761	33.205	204.9	
3	1'46.357	26.001	16.236	31.193	32.927	208.8	15	1'46.038	25.977	16.346	30.977	32.738	206.1	
4	1'46.318	26.079	16.225	31.103	32.911	208.4	16	1'45.782	25.960	16.280	30.777	32.765	208.0	
5	1'46.175	25.953	16.230	31.068	32.924	208.8	17	1'45.972	25.944	16.282	30.887	32.859	206.5	
6	1'46.422	26.080	16.264	31.069	33.009	208.8	18	1'45.727	25.796	16.226	30.847	32.858	208.0	
7	1'45.941	26.004	16.182	30.971	32.784	210.1	19	1'46.186 P	28.178	17.224	32.062	28.722	200.0	
8	1'45.883	25.948	16.146	30.916	32.873	209.3	20	1'50.639	29.306	16.777	31.489	33.067	204.5	
9	1'45.716	25.897	16.113	30.895	32.811	210.1	21	1'45.864	25.977	16.228	30.897	32.762	207.6	
10	1'45.890	25.932	16.165	30.913	32.880	210.1	22	1'45.409	25.830	16.177	30.788	32.614	208.0	
11	1'50.112 P	31.073	17.814	33.024	28.201	190.1	23	1'45.115	25.788	16.163	30.622	32.542	209.7	
12	1'52.746	31.253	16.901	31.602	32.990	206.1	24	1'49.212	25.787	16.203	33.600	33.622	207.6	
13	1'45.384	25.822	16.104	30.845	32.613	208.4								
14	1'45.210	25.707	16.114	30.906	32.483	209.3	8th	66	Joel KELSO				BOE Motorsports	AUS
15	1'45.114	25.776	16.054	30.693	32.591	209.7			Runs=4	Total laps=15	Full laps=8	Valid laps=8		
16	1'45.287	25.687	16.164	30.788	32.648	210.1	1	3'17.366	29.463	16.542	31.379	33.414	208.4	
17	1'45.403	25.759	16.143	30.834	32.667	209.7	2	1'48.641	26.312	16.293	32.665	33.371	210.1	
18	1'45.540 P	28.713	17.542	32.098	27.187	192.5	3	1'46.895	26.102	16.355	31.360	33.078	209.3	
19	1'51.059	30.959	16.257	31.139	32.704	208.0	4	1'46.875 P	27.287	16.999	32.929	29.660	203.0	
20	1'44.929	25.710	16.055	30.727	32.437	210.9	5	1'55.496	33.925	16.534	31.645	33.392	209.3	
21	1'45.241	25.768	16.170	30.698	32.605	208.8	6	1'47.263	26.202	16.460	31.354	33.247	209.3	
							7	1'46.374	26.033	16.248	31.117	32.976	210.1	
6th	95	Collin VEIJER				Liqui Moly Husqvarna	NED	8	1'46.504 P	27.000	16.992	32.830	29.682	201.4
		Runs=4	Total laps=17	Full laps=10	Valid laps=10		9	1'52.205	31.584	16.479	31.268	32.874	209.3	
1	7'14.427	32.503	18.337	32.726	33.006	184.6	10	1'45.137	25.674	16.084	30.822	32.557	210.9	
2	1'45.604	25.933	15.961	31.044	32.666	210.1	11	1'45.595	25.702	16.141	30.928	32.824	211.3	
3	1'45.540	25.899	16.068	30.975	32.598	209.3	12	1'48.834	25.786	16.263	31.280	35.505	207.6	
4	1'45.201	25.849	15.983	30.834	32.535	210.9	13	1'48.506 P	26.387	17.077	35.442	29.600	194.9	
5	1'44.949	25.715	15.955	30.760	32.519	210.9	14	1'55.933	32.015	16.983	33.800	33.135	203.3	
6	1'44.949	25.654	16.000	30.780	32.515	211.3	15	1'46.229	25.894	16.309	31.045	32.981	208.8	
7	1'45.050	25.670	15.999	30.792	32.589	211.7		PIT	29.171	16.638	31.346	29.276	208.0	
8	1'42.393 P	25.711	16.075	31.585	29.022	211.7	9th	48	Ivan ORTOLA				MT Helmets - MSI	SPA
9	1'56.520	33.122	18.364	31.552	33.482	210.5			Runs=4	Total laps=20	Full laps=13	Valid laps=13		
10	1'44.783 P	26.884	16.312	32.742	28.845	209.7	1	3'56.849	29.402	16.458	32.491	33.328	210.1	
11	1'54.355	33.400	16.438	31.599	32.918	208.4	2	1'47.080	26.243	16.275	31.498	33.064	209.3	
12	1'46.106	25.949	16.032	31.181	32.944	210.5	3	1'47.175	26.254	16.263	31.463	33.195	210.1	
13	1'44.630 P	26.235	16.361	33.029	29.005	200.3	4	1'47.404	26.276	16.408	31.580	33.140	206.1	
14	1'53.230	31.487	16.649	31.945	33.149	206.1	5	1'46.820	26.370	16.303	31.206	32.941	210.5	
15	1'46.300	26.118	16.137	31.234	32.811	208.4	6	1'47.995	26.212	16.368	31.636	33.779	208.0	
16	1'49.110	25.975	16.206	33.999	32.930	208.4	7	1'44.968 P	26.817	16.526	31.766	29.859	208.4	
17	1'53.582	25.925	16.171	36.609	34.877	208.8	8	1'52.438	30.945	16.426	31.773	33.294	209.7	
7th	18	Matteo BERTELLE				Rivacold Snipers Tea	ITA	9	1'46.470	26.018	16.273	31.324	32.855	209.3
		Runs=4	Total laps=24	Full laps=17	Valid laps=17		10	1'46.517	26.017	16.314	31.243	32.943	208.4	
1	3'57.028	31.608	17.297	33.125	33.347	200.0	11	1'46.598	26.085	16.302	31.272	32.939	207.2	
2	1'47.392	26.186	16.345	31.601	33.260	209.7	12	1'50.021	26.137	16.379	31.286	36.219	206.8	
3	1'48.118	26.285	16.418	31.374	34.041	210.9	13	1'45.220 P	27.017	16.718	32.301	29.184	206.1	
4	1'47.477	26.273	16.535	31.391	33.278	205.3	14	1'50.137	29.590	16.385	31.216	32.946	207.6	
5	1'47.145	26.215	16.433	31.323	33.174	207.6	15	1'45.514	25.780	16.111	31.022	32.601	210.5	
6	1'46.405 P	28.111	17.280	32.693	28.321	201.8	16	1'45.649	25.706	16.216	30.954	32.773	208.8	
7	1'51.097	29.692	16.657	31.605	33.143	208.0	17	1'42.369 P	26.048	16.360	31.412	28.549	206.1	
8	1'46.583	25.886	16.341	31.212	33.144	208.0	18	1'50.791	29.186	16.437	31.806	33.362	207.6	
9	1'49.184	27.036	16.779	32.011	33.358	205.7	19	1'45.881	26.050	16.173	30.991	32.667	208.8	
10	1'46.621	26.070	16.373	31.102	33.076	207.6	20	1'45.352	25.761	16.151	30.874	32.566	209.7	

Fastest Lap: David ALONSO CFMOTO Gaviota As COL **1'43.948** 25.445 15.973 30.327 32.203

These data/results cannot be reproduced, stored and/or transmitted in whole or in part by any manner of electronic, mechanical, photocopying, recording, broadcasting or otherwise now known or herein after developed without the previous express consent by the copyright owner, except for reproduction in daily press and regular printed publications on sale to the public within 60 days of the event related to those data/results and always provided that copyright symbol appears together as follows below.
 © DORNA, 2024



Session 2

Moto3

Lap	Lap Time	T1	T2	T3	T4	Speed	Lap	Lap Time	T1	T2	T3	T4	Speed
PIT							4	1'46.675	25.963	16.315	31.362	33.035	209.7
10th 78 Joel ESTEBAN CFMOTO Gaviota As SPA Runs=3 Total laps=18 Full laps=13 Valid laps=13							5	1'46.557	26.203	16.306	31.140	32.908	210.1
1	2'42.072	28.252	16.278	31.174	32.897	210.9	6	1'47.940	26.464	16.949	31.360	33.167	208.0
2	1'46.268	25.921	16.174	31.087	33.086	211.7	7	1'44.970 P	26.088	16.262	31.611	31.009	210.1
3	1'46.015	25.981	16.183	30.919	32.932	210.9	8	1'55.156	30.117	17.045	34.885	33.109	203.3
4	1'46.393	25.956	16.297	31.087	33.053	210.5	9	1'46.023	26.051	16.192	30.863	32.917	212.1
5	1'46.652	26.051	16.360	31.089	33.152	208.4	10	1'45.770	25.914	16.151	30.887	32.818	210.9
6	1'46.649	26.064	16.340	31.038	33.207	208.4	11	1'45.952	25.927	16.198	30.927	32.900	211.7
7	1'41.986 P	26.077	16.319	31.507	28.083	209.7	12	1'46.153	25.810	16.115	31.281	32.947	213.0
8	1'49.341	28.264	16.610	31.319	33.148	205.7	13	1'50.279 P	29.234	16.949	34.038	30.058	205.7
9	1'46.289	25.878	16.314	31.056	33.041	211.3	14	1'49.113	28.851	16.292	31.167	32.803	209.7
10	1'46.680	25.985	16.305	31.189	33.201	209.3	15	1'45.425	25.765	16.176	30.808	32.676	208.4
11	1'46.432	25.944	16.291	31.147	33.050	209.7	16	1'45.892	26.210	16.179	30.828	32.675	210.1
12	1'46.225	25.883	16.341	30.988	33.013	209.3	17	1'45.620	25.791	16.173	30.864	32.792	208.8
13	1'46.292	25.947	16.235	30.980	33.130	208.8	18	1'45.836	25.900	16.196	30.883	32.857	209.3
14	1'46.407	25.947	16.306	31.025	33.129	208.0	19	1'49.787 P	29.914	17.354	32.293	30.226	204.1
15	1'42.722 P	26.042	16.671	32.407	27.602	202.2	20	1'49.710	28.759	16.462	31.251	33.238	206.8
16	1'49.601	29.775	16.108	31.020	32.698	211.7	21	1'46.409	26.073	16.274	31.034	33.028	208.0
17	1'45.355	25.707	16.089	30.835	32.724	211.3	22	1'46.245	25.924	16.337	31.100	32.884	207.6
18	1'45.580	25.721	16.273	30.764	32.822	208.4	23	1'46.362	25.993	16.334	31.064	32.971	207.6
11th 6 Ryusei YAMANAKA MT Helmets - MSI JPN Runs=4 Total laps=24 Full laps=17 Valid laps=17							PIT						
1	3'49.256	30.487	16.593	31.453	33.389	206.8	13th 54 Riccardo ROSSI CIP Green Power ITA Runs=3 Total laps=23 Full laps=18 Valid laps=18						
2	1'46.545	25.999	16.271	31.010	33.265	208.4	1	2'23.267	29.422	16.826	32.092	33.743	202.6
3	1'46.730	26.132	16.262	31.201	33.135	210.1	2	1'48.047	26.399	16.459	31.634	33.555	207.6
4	1'46.753	26.074	16.336	31.340	33.003	207.2	3	1'48.122	26.451	16.472	31.549	33.650	206.1
5	1'46.360	26.023	16.170	31.118	33.049	208.4	4	1'48.527	26.368	16.580	31.768	33.811	211.3
6	1'40.838 P	26.022	16.251	31.137	27.428	209.3	5	1'48.444	26.468	16.574	31.682	33.720	204.9
7	1'52.809	31.038	16.595	32.012	33.164	208.8	6	1'50.733	26.216	16.359	34.281	33.877	210.1
8	1'46.755	26.083	16.324	31.139	33.209	208.8	7	1'47.529	26.274	16.471	31.449	33.335	207.6
9	1'46.017	25.975	16.211	30.929	32.902	210.5	8	1'47.888	26.354	16.460	31.562	33.512	206.8
10	1'46.019	25.900	16.103	31.077	32.939	210.9	9	1'47.650	26.213	16.519	31.469	33.449	206.8
11	1'45.908	25.924	16.193	30.947	32.844	210.5	10	1'50.838 P	29.645	17.978	33.757	29.458	196.0
12	1'43.088 P	25.962	16.388	31.894	28.844	208.0	11	1'51.305	29.415	16.652	31.773	33.465	205.3
13	1'49.870	28.952	16.447	31.325	33.146	206.5	12	1'47.367	26.153	16.442	31.421	33.351	206.1
14	1'46.302	26.047	16.411	30.959	32.885	208.4	13	1'46.936	26.101	16.393	31.275	33.167	206.1
15	1'46.029	25.988	16.230	30.836	32.975	208.4	14	1'46.766	26.112	16.313	31.289	33.052	212.1
16	1'46.359	25.914	16.411	31.164	32.870	207.2	15	1'46.375	25.925	16.295	31.160	32.995	208.4
17	1'46.227	25.869	16.253	31.110	32.995	208.4	16	1'50.694	27.956	17.497	31.824	33.417	203.0
18	1'43.877 P	26.067	16.383	31.924	29.503	205.3	17	1'41.406 P	26.166	16.452	31.282	27.506	207.2
19	1'49.528	29.140	16.519	31.067	32.802	207.2	18	2'03.034	36.421	19.610	32.985	34.018	169.5
20	1'45.436	25.913	16.298	30.674	32.551	207.6	19	1'46.062	26.032	16.219	30.936	32.875	207.6
21	1'45.357	25.880	16.124	30.755	32.598	208.4	20	1'45.622	25.708	16.210	30.942	32.762	207.2
22	1'45.562	25.779	16.247	30.755	32.781	207.2	21	1'46.301	25.879	16.353	31.029	33.040	205.3
23	1'45.549	25.889	16.239	30.731	32.690	208.4	22	1'50.030	26.955	17.214	32.371	33.490	196.3
24	1'45.719	25.826	16.266	30.846	32.781	206.8	23	1'46.821	26.069	16.407	31.232	33.113	204.9
PIT							14th 10 Nicola CARRARO LEVELUP - MTA ITA Runs=3 Total laps=14 Full laps=9 Valid laps=9						
12th 24 Tatsuki SUZUKI Liqui Moly Husqvarna JPN Runs=4 Total laps=23 Full laps=16 Valid laps=16							1	31'32.901	33.906	16.826	31.845	32.969	208.8
1	3'57.634	29.052	16.540	32.561	33.435	207.2	2	1'46.699	26.196	16.364	31.365	32.774	210.5
2	1'47.249	25.905	16.049	31.859	33.436	213.8	3	1'46.467	26.155	16.258	31.297	32.757	210.5
3	1'46.986	25.939	16.340	31.441	33.266	211.7	4	1'46.368	26.018	16.330	31.179	32.841	209.3
PIT							5	1'46.663	26.106	16.333	31.354	32.870	208.0
Fastest Lap: David ALONSO CFMOTO Gaviota As COL 1'43.948 25.445 15.973 30.327 32.203							6	1'46.333	26.041	16.292	31.153	32.847	209.7

These data/results cannot be reproduced, stored and/or transmitted in whole or in part by any manner of electronic, mechanical, photocopying, recording, broadcasting or otherwise now known or herein after developed without the previous express consent by the copyright owner, except for reproduction in daily press and regular printed publications on sale to the public within 60 days of the event related to those data/results and always provided that copyright symbol appears together as follows below.
© DORNA, 2024



Session 2

Moto3

Lap	Lap Time	T1	T2	T3	T4	Speed	Lap	Lap Time	T1	T2	T3	T4	Speed	
7	1'47.024	26.182	16.356	31.462	33.024	208.0								
8	1'45.195 P	26.123	16.501	32.495	30.076	209.7								
9	1'52.376	30.653	16.880	31.676	33.167	207.2								
10	1'46.857	26.233	16.325	31.375	32.924	208.0								
11	1'41.445 P	26.058	16.373	31.145	27.869	209.3								
12	1'51.620	30.377	16.770	31.644	32.829	206.1								
13	1'45.866	25.934	16.330	30.937	32.665	206.8								
14	1'45.733	25.804	16.206	31.094	32.629	208.8								
15th	72	Taiyo FURUSATO				Honda Team Asia	JPN							
		Runs=3	Total laps=17	Full laps=12	Valid laps=12									
16th	19	Scott OGDEN				MLav Racing	GBR							
		Runs=4	Total laps=24	Full laps=17	Valid laps=17									
17th	85	Xabi ZURUTUZA				Red Bull KTM Ajo	SPA							
		Runs=4	Total laps=24	Full laps=17	Valid laps=17									
18th	55	Noah DETTWILER				CIP Green Power	SWI							
		Runs=3	Total laps=16	Full laps=11	Valid laps=11									
19th	5	Tatchakorn BUASRI				Honda Team Asia	THA							
		Runs=4	Total laps=22	Full laps=15	Valid laps=15									
Fastest Lap:		David ALONSO					CFMOTO Gaviota As	COL	1'43.948	25.445	15.973	30.327	32.203	

These data/results cannot be reproduced, stored and/or transmitted in whole or in part by any manner of electronic, mechanical, photocopying, recording, broadcasting or otherwise now known or herein after developed without the previous express consent by the copyright owner, except for reproduction in daily press and regular printed publications on sale to the public within 60 days of the event related to those data/results and always provided that copyright symbol appears together as follows below.
© DORNA, 2024

Session 2

Moto3

Lap	Lap Time	T1	T2	T3	T4	Speed	Lap	Lap Time	T1	T2	T3	T4	Speed
8	1'48.442	26.512	16.641	31.810	33.479	204.5							
9	1'49.158	26.435	16.518	32.410	33.795	207.2							
10	1'55.673 P	30.727	18.129	36.245	30.572	185.8							
11	1'51.935	28.914	16.578	32.071	34.372	208.0							
12	1'47.120	26.344	16.345	31.342	33.089	208.4							
13	1'47.152	26.237	16.385	31.399	33.131	206.1							
14	1'48.376	26.652	16.562	31.679	33.483	205.3							
15	2'00.193 P	32.851	18.596	35.988	32.758	179.4							
16	1'55.600	31.509	17.575	32.876	33.640	187.1							
17	1'47.510	26.333	16.469	31.432	33.276	206.8							
18	1'46.922	26.166	16.334	31.311	33.111	206.5							
19	1'47.347	26.227	16.351	31.405	33.364	205.7							
20	1'50.760	27.564	16.932	32.930	33.334	198.8							
21	1'46.865	26.250	16.306	31.320	32.989	208.8							
22	1'46.660	26.103	16.279	31.255	33.023	208.4							

20th 70 Joshua WHATLEY MLav Racing GBR
 Runs=3 Total laps=13 Full laps=8 Valid laps=8

1	22'16.931	34.647	18.849	39.371	36.100	183.3							
2	1'52.555	27.882	17.417	33.126	34.130	199.2							
3	1'50.806	27.136	17.005	32.569	34.096	201.4							
4	1'49.987	26.810	16.801	32.248	34.128	203.0							
5	1'49.262	26.824	16.625	32.152	33.661	204.1							
6	1'53.224 P	33.043	17.725	33.146	29.310	190.1							
7	2'00.183	37.191	16.894	32.215	33.883	203.0							
8	1'48.740	26.646	16.622	31.878	33.594	203.0							
9	1'48.528	26.514	16.697	31.782	33.535	203.0							
10	1'56.468 P	36.342	18.511	33.325	28.290	164.8							
11	1'55.241	31.586	16.802	33.391	33.462	202.6							
12	1'48.368	26.519	16.634	31.732	33.483	203.7							
13	1'48.624	26.490	16.730	31.772	33.632	203.0							

Fastest Lap: David ALONSO CFMOTO Gaviota As COL **1'43.948** 25.445 15.973 30.327 32.203

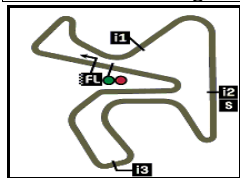
These data/results cannot be reproduced, stored and/or transmitted in whole or in part by any manner of electronic, mechanical, photocopying, recording, broadcasting or otherwise now known or herein after developed without the previous express consent by the copyright owner, except for reproduction in daily press and regular printed publications on sale to the public within 60 days of the event related to those data/results and always provided that copyright symbol appears together as follows below.
 © DORNA, 2024

Official MotoGP Timing by TISSOT
 www.motogp.com

Jerez de la Frontera, Tuesday, April 30, 2024

Page 5 of 5





4423 m.

Jerez Moto2™ & Moto3™ Official Test II

Session 2

Best Partial Times

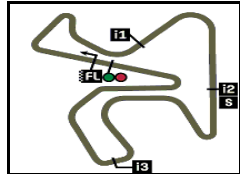
Moto3™

IT Ideal Lap Time, sum of the best partial times

BT Best Lap Time

<i>T1</i>		<i>T2</i>		<i>T3</i>		<i>T4</i>				<i>IT</i>	<i>BT</i>	
<i>Pos</i>	<i>Rider</i>	<i>Time</i>	<i>Rider</i>	<i>Time</i>	<i>Rider</i>	<i>Time</i>	<i>Rider</i>	<i>Time</i>	<i>Pos</i>	<i>Rider</i>		
1	D.ALONSO	25.441	D.MUÑOZ	15.923	D.ALONSO	30.327	D.ALONSO	32.203	1	D.ALONSO	1'43.934	1'43.948 (1)
2	F.FARIOLI	25.535	C.VEIJER	15.955	L.LUNETTA	30.505	S.NEPA	32.437	2	L.LUNETTA	1'44.477	1'44.658 (2)
3	L.LUNETTA	25.558	D.ALONSO	15.963	F.FARIOLI	30.615	L.LUNETTA	32.443	3	F.FARIOLI	1'44.681	1'44.681 (3)
4	C.VEIJER	25.654	L.LUNETTA	15.971	M.BERTELLE	30.622	F.FARIOLI	32.481	4	D.MUÑOZ	1'44.834	1'44.834 (4)
5	J.KELSO	25.674	T.SUZUKI	16.049	D.MUÑOZ	30.653	C.VEIJER	32.515	5	S.NEPA	1'44.871	1'44.929 (5)
6	S.NEPA	25.687	F.FARIOLI	16.050	R.YAMANAKA	30.674	D.MUÑOZ	32.537	6	C.VEIJER	1'44.884	1'44.949 (6)
7	I.ORTOLA	25.706	S.NEPA	16.054	S.NEPA	30.693	M.BERTELLE	32.542	7	R.YAMANAKA	1'45.107	1'45.357 (11)
8	J.ESTEBAN	25.707	J.KELSO	16.084	C.VEIJER	30.760	R.YAMANAKA	32.551	8	M.BERTELLE	1'45.114	1'45.115 (7)
9	R.ROSSI	25.708	J.ESTEBAN	16.089	J.ESTEBAN	30.764	J.KELSO	32.557	9	J.KELSO	1'45.137	1'45.137 (8)
10	D.MUÑOZ	25.721	R.YAMANAKA	16.103	T.SUZUKI	30.808	I.ORTOLA	32.566	10	I.ORTOLA	1'45.257	1'45.352 (9)
11	T.SUZUKI	25.765	I.ORTOLA	16.111	J.KELSO	30.822	N.CARRARO	32.629	11	J.ESTEBAN	1'45.258	1'45.355 (10)
12	R.YAMANAKA	25.779	X.ZURUTUZA	16.149	I.ORTOLA	30.874	T.SUZUKI	32.675	12	T.SUZUKI	1'45.297	1'45.425 (12)
13	F.FURUSATO	25.783	M.BERTELLE	16.163	R.ROSSI	30.936	J.ESTEBAN	32.698	13	N.CARRARO	1'45.576	1'45.733 (14)
14	M.BERTELLE	25.787	T.FURUSATO	16.198	N.CARRARO	30.937	T.FURUSATO	32.703	14	R.ROSSI	1'45.616	1'45.622 (13)
15	N.CARRARO	25.804	N.CARRARO	16.206	S.OGDEN	30.953	R.ROSSI	32.762	15	T.FURUSATO	1'45.703	1'45.915 (15)
16	X.ZURUTUZA	25.886	R.ROSSI	16.210	T.FURUSATO	31.019	N.DETTWILER	32.946	16	S.OGDEN	1'46.052	1'46.160 (16)
17	S.OGDEN	25.893	S.OGDEN	16.221	X.ZURUTUZA	31.084	S.OGDEN	32.985	17	X.ZURUTUZA	1'46.135	1'46.387 (17)
18	N.DETTWILER	26.048	T.BUASRI	16.279	N.DETTWILER	31.106	T.BUASRI	32.989	18	N.DETTWILER	1'46.442	1'46.442 (18)
19	T.BUASRI	26.103	N.DETTWILER	16.342	T.BUASRI	31.255	X.ZURUTUZA	33.016	19	T.BUASRI	1'46.626	1'46.660 (19)
20	J.WHATLEY	26.490	J.WHATLEY	16.622	J.WHATLEY	31.732	J.WHATLEY	33.462	20	J.WHATLEY	1'48.306	1'48.368 (20)

These data/results cannot be reproduced, stored and/or transmitted in whole or in part by any manner of electronic, mechanical, photocopying, recording, broadcasting or otherwise now known or herein after developed without the previous express consent by the copyright owner, except for reproduction in daily press and regular printed publications on sale to the public within 60 days of the event related to those data/results and always provided that copyright symbol appears together as follows below.
© DORNA, 2024




4423 m.

Jerez Moto2™ & Moto3™ Official Test II

Session 2

Fastest Laps Sequence

<i>Practice Time</i>	 <i>Rider</i>	<i>Nation</i>	<i>Motorcycle</i>	<i>Time</i>	<i>Km/h</i>	<i>Rider's Lap</i>
4'11.314	54 Riccardo ROSSI	ITA	KTM	1'48.047	147.3	2
4'12.320	85 Xabi ZURUTUZA	SPA	KTM	1'47.391	148.2	2
4'26.324	80 David ALONSO	COL	CFMOTO	1'44.798	151.9	2
6'10.738	80 David ALONSO	COL	CFMOTO	1'44.414	152.4	3
30'38.023	80 David ALONSO	COL	CFMOTO	1'44.266	152.7	17
1:08'42.897	80 David ALONSO	COL	CFMOTO	1'43.948	153.1	22

These data/results cannot be reproduced, stored and/or transmitted in whole or in part by any manner of electronic, mechanical, photocopying, recording, broadcasting or otherwise now known or herein after developed without the previous express consent by the copyright owner, except for reproduction in daily press and regular printed publications on sale to the public within 60 days of the event related to those data/results and always provided that copyright symbol appears together as follows below.

© DORNA, 2024