


4423 m.

Jerez Moto2™ & Moto3™ Official Test II

Session 1

Classification

3

|  | Rider | Nation | Team | Motorcycle | Time | Lap | Total | Gap | Top Speed |
|---|---------------------|--------|--------------------------------|------------|-----------------|-----|-------|-------------|--------------|
| 1 | 80 David ALONSO | COL | CFMOTO Gaviota Aspar Team | CFMOTO | 1'44.509 | 11 | 22 | | 213.0 |
| 2 | 18 Matteo BERTELLE | ITA | Rivacold Snipers Team | HONDA | 1'45.018 | 23 | 24 | 0.509 0.509 | 210.9 |
| 3 | 95 Collin VEIJER | NED | Liqui Moly Husqvarna Intact GP | HUSQVARNA | 1'45.067 | 20 | 20 | 0.558 0.049 | 213.0 |
| 4 | 6 Ryusei YAMANAKA | JPN | MT Helmets - MSI | KTM | 1'45.344 | 27 | 28 | 0.835 0.277 | 209.3 |
| 5 | 82 Stefano NEPA | ITA | LEVELUP - MTA | KTM | 1'45.386 | 19 | 20 | 0.877 0.042 | 211.7 |
| 6 | 66 Joel KELSO | AUS | BOE Motorsports | KTM | 1'45.482 | 10 | 22 | 0.973 0.096 | 213.8 |
| 7 | 24 Tatsuki SUZUKI | JPN | Liqui Moly Husqvarna Intact GP | HUSQVARNA | 1'45.516 | 17 | 18 | 1.007 0.034 | 212.5 |
| 8 | 48 Ivan ORTOLA | SPA | MT Helmets - MSI | KTM | 1'45.524 | 21 | 22 | 1.015 0.008 | 214.2 |
| 9 | 64 David MUÑOZ | SPA | BOE Motorsports | KTM | 1'45.605 | 9 | 17 | 1.096 0.081 | 215.5 |
| 10 | 10 Nicola CARRARO | ITA | LEVELUP - MTA | KTM | 1'45.609 | 16 | 24 | 1.100 0.004 | 213.8 |
| 11 | 7 Filippo FARIOLI | ITA | SIC58 Squadra Corse | HONDA | 1'45.622 | 27 | 27 | 1.113 0.013 | 211.3 |
| 12 | 78 Joel ESTEBAN | SPA | CFMOTO Gaviota Aspar Team | CFMOTO | 1'45.690 | 9 | 22 | 1.181 0.068 | 213.4 |
| 13 | 58 Luca LUNETTA | ITA | SIC58 Squadra Corse | HONDA | 1'45.759 | 18 | 19 | 1.250 0.069 | 209.7 |
| 14 | 54 Riccardo ROSSI | ITA | CIP Green Power | KTM | 1'45.851 | 20 | 24 | 1.342 0.092 | 213.4 |
| 15 | 85 Xabi ZURUTUZA | SPA | Red Bull KTM Ajo | KTM | 1'46.074 | 16 | 25 | 1.565 0.223 | 214.7 |
| 16 | 19 Scott OGDEN | GBR | MLav Racing | HONDA | 1'46.116 | 24 | 25 | 1.607 0.042 | 209.7 |
| 17 | 55 Noah DETTWILER | SWI | CIP Green Power | KTM | 1'46.160 | 11 | 16 | 1.651 0.044 | 211.7 |
| 18 | 72 Taiyo FURUSATO | JPN | Honda Team Asia | HONDA | 1'46.269 | 21 | 23 | 1.760 0.109 | 212.1 |
| 19 | 5 Tatchakorn BUASRI | THA | Honda Team Asia | HONDA | 1'46.585 | 13 | 17 | 2.076 0.316 | 213.0 |
| 20 | 70 Joshua WHATLEY | GBR | MLav Racing | HONDA | 1'47.692 | 3 | 6 | 3.183 1.107 | 206.8 |

Practice condition: Dry

Air: 16°

Humidity: 59%

Ground: 28°

| | | | | |
|-----------------------------|---------|------------------------|-----------------|------------|
| Fastest Lap: | Lap: 11 | David ALONSO | 1'44.509 | 152.3 Km/h |
| Best Race Lap: | 2024 | Ryusei YAMANAKA | 1'45.105 | 151.4 Km/h |
| All Time Lap Record: | 2024 | David ALONSO | 1'43.710 | 153.5 Km/h |

The results are provisional until the end of the limit for protest and appeals.

Time limit for protest expires 60' after publication of the results - Time:

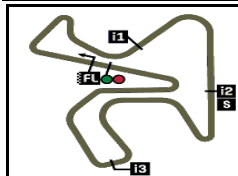
These data/results cannot be reproduced, stored and/or transmitted in whole or in part by any manner of electronic, mechanical, photocopying, recording, broadcasting or otherwise now known or herein after developed without the previous express consent by the copyright owner, except for reproduction in daily press and regular printed publications on sale to the public within 60 days of the event related to those data/results and always provided that copyright symbol appears together as follows below.

© DORNA, 2024

Official MotoGP Timing by TISSOT
www.motogp.com

Jerez de la Frontera, Tuesday, April 30, 2024





4423 m.

Jerez Moto2™ & Moto3™ Official Test II
Session 1
Top Speed & Average

4



| Rider | Nation | Motorcycle | Top 5 speeds | | | | | Average | Top |
|---------------------|--------|------------|--------------|-------|-------|-------|-------|---------|-------|
| 64 David MUÑOZ | SPA | KTM | 215.5 | 213.8 | 213.4 | 212.5 | 212.1 | 213.2 | 215.5 |
| 85 Xabi ZURUTUZA | SPA | KTM | 214.7 | 213.4 | 213.0 | 213.0 | 212.1 | 213.1 | 214.7 |
| 48 Ivan ORTOLA | SPA | KTM | 214.2 | 212.1 | 212.1 | 211.7 | 210.5 | 211.4 | 214.2 |
| 10 Nicola CARRARO | ITA | KTM | 213.8 | 213.8 | 213.8 | 213.0 | 212.5 | 213.4 | 213.8 |
| 66 Joel KELSO | AUS | KTM | 213.8 | 211.3 | 211.3 | 210.9 | 210.9 | 211.6 | 213.8 |
| 54 Riccardo ROSSI | ITA | KTM | 213.4 | 212.5 | 211.7 | 211.3 | 210.9 | 211.6 | 213.4 |
| 78 Joel ESTEBAN | SPA | CFMOTO | 213.4 | 213.0 | 213.0 | 212.5 | 211.7 | 212.7 | 213.4 |
| 5 Tatchakorn BUASRI | THA | HONDA | 213.0 | 211.7 | 211.3 | 210.9 | 209.3 | 210.9 | 213.0 |
| 80 David ALONSO | COL | CFMOTO | 213.0 | 212.5 | 212.5 | 212.1 | 211.7 | 212.3 | 213.0 |
| 95 Collin VEIJER | NED | HUSQVARNA | 213.0 | 212.1 | 211.7 | 211.7 | 211.3 | 212.0 | 213.0 |
| 24 Tatsuki SUZUKI | JPN | HUSQVARNA | 212.5 | 212.1 | 212.1 | 211.7 | 211.3 | 211.9 | 212.5 |
| 72 Taiyo FURUSATO | JPN | HONDA | 212.1 | 211.7 | 209.7 | 209.3 | 209.3 | 210.1 | 212.1 |
| 55 Noah DETTWILER | SWI | KTM | 211.7 | 210.1 | 209.3 | 209.3 | 208.8 | 209.8 | 211.7 |
| 82 Stefano NEPA | ITA | KTM | 211.7 | 211.7 | 210.9 | 210.9 | 210.1 | 211.1 | 211.7 |
| 7 Filippo FARIOLI | ITA | HONDA | 211.3 | 210.5 | 210.1 | 209.7 | 209.7 | 210.2 | 211.3 |
| 18 Matteo BERTELLE | ITA | HONDA | 210.9 | 209.3 | 209.3 | 208.8 | 208.8 | 209.3 | 210.9 |
| 19 Scott OGDEN | GBR | HONDA | 209.7 | 209.7 | 208.8 | 208.8 | 208.8 | 209.2 | 209.7 |
| 58 Luca LUNETTA | ITA | HONDA | 209.7 | 209.7 | 209.7 | 209.3 | 209.3 | 209.5 | 209.7 |
| 6 Ryusei YAMANAKA | JPN | KTM | 209.3 | 208.8 | 208.8 | 208.8 | 208.8 | 208.9 | 209.3 |
| 70 Joshua WHATLEY | GBR | HONDA | 206.8 | 204.9 | 201.1 | 199.2 | 186.8 | 199.8 | 206.8 |

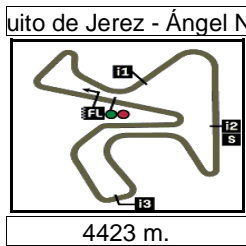
These data/results cannot be reproduced, stored and/or transmitted in whole or in part by any manner of electronic, mechanical, photocopying, recording, broadcasting or otherwise now known or herein after developed without the previous express consent by the copyright owner, except for reproduction in daily press and regular printed publications on sale to the public within 60 days of the event related to those data/results and always provided that copyright symbol appears together as follows below.

© DORNA, 2024

Official MotoGP Timing by TISSOT
 www.motogp.com



Jerez de la Frontera, Tuesday, April 30, 2024



Results and timing service provided by TISSOT

Moto3™

Jerez Moto2™ & Moto3™ Official Test II
Session 1
Chronological Analysis of Performances

5

| * Lap / Sector time cancelled | | T1 Time from finish line to 1st intermediate | | | | T3 Time from 2nd intermed. to 3rd intermed. | | | | | | | |
|--|-----------------|--|---------------|---------------|---------------|--|--|-----------------|---------------|---------------|---------------|---------------|--------------|
| P Crossing the finish line in pit lane | | T2 Time from 1st intermed. to 2nd intermed. | | | | T4 Time from 3rd intermediate to finish line | | | | | | | |
| Lap | Lap Time | T1 | T2 | T3 | T4 | Speed | Lap | Lap Time | T1 | T2 | T3 | T4 | Speed |
| 1st | 80 | David ALONSO CFMOTO Gaviota As COL | | | | | 20 | 1'45.608 | 25.919 | 16.134 | 30.850 | 32.705 | 210.9 |
| | | Runs=2 | Total laps=22 | Full laps=19 | Valid laps=19 | 21 | 1'45.022 P | 27.617 | 17.454 | 32.904 | 27.047 | 191.8 | |
| 1 | 2'09.140 | 28.695 | 16.627 | 31.897 | 33.178 | 207.2 | 22 | 1'49.870 | 29.272 | 16.432 | 31.347 | 32.819 | 207.6 |
| 2 | 1'45.913 | 26.033 | 16.200 | 30.980 | 32.700 | 210.1 | 23 | 1'45.018 | 25.679 | 16.106 | 30.644 | 32.589 | 209.3 |
| 3 | 1'45.650 | 25.865 | 16.307 | 30.882 | 32.596 | 209.7 | 24 | 1'47.017 | 27.065 | 16.274 | 30.980 | 32.698 | 208.8 |
| 4 | 1'44.936 | 25.654 | 16.139 | 30.646 | 32.497 | 209.7 | 3rd 95 Collin VEIJER Liqui Moly Husqvarna NED | | | | | | |
| 5 | 1'44.817 | 25.679 | 16.048 | 30.595 | 32.495 | 211.3 | | Runs=3 | Total laps=20 | Full laps=15 | Valid laps=15 | | |
| 6 | 1'44.730 | 25.523 | 15.984 | 30.684 | 32.539 | 212.5 | 1 | 3'56.681 | 30.883 | 17.515 | 33.631 | 35.823 | 204.5 |
| 7 | 2'26.471 P | 59.173 | 20.317 | 36.334 | 30.647 | 182.7 | 2 | 1'47.053 | 26.431 | 16.165 | 31.516 | 32.941 | 210.5 |
| 8 | 1'52.946 | 32.105 | 16.466 | 31.409 | 32.966 | 210.5 | 3 | 1'46.082 | 26.141 | 16.027 | 31.130 | 32.784 | 211.7 |
| 9 | 1'44.702 | 25.708 | 16.040 | 30.538 | 32.416 | 210.9 | 4 | 1'45.732 | 26.010 | 16.047 | 30.997 | 32.678 | 210.9 |
| 10 | 1'44.638 | 25.659 | 16.021 | 30.574 | 32.384 | 211.7 | 5 | 1'45.984 | 25.915 | 15.986 | 31.065 | 33.018 | 213.0 |
| 11 | 1'44.509 | 25.634 | 16.047 | 30.473 | 32.355 | 211.3 | 6 | 1'50.121 P | 30.551 | 17.362 | 33.050 | 29.158 | 190.8 |
| 12 | 1'44.781 | 25.564 | 16.048 | 30.576 | 32.593 | 212.1 | 7 | 1'52.131 | 30.189 | 16.408 | 31.633 | 33.901 | 208.4 |
| 13 | 1'44.750 | 25.575 | 16.116 | 30.536 | 32.523 | 211.3 | 8 | 1'46.217 | 26.098 | 16.159 | 31.127 | 32.833 | 209.7 |
| 14 | 1'44.731 | 25.552 | 16.056 | 30.698 | 32.425 | 212.5 | 9 | 1'46.146 | 26.022 | 16.323 | 31.144 | 32.657 | 210.1 |
| 15 | 1'44.580 | 25.460 | 16.134 | 30.566 | 32.420 | 210.9 | 10 | 1'45.758 | 25.881 | 16.091 | 31.024 | 32.762 | 209.7 |
| 16 | 1'44.661 | 25.515 | 16.051 | 30.655 | 32.440 | 211.7 | 11 | 1'46.975 | 25.943 | 16.028 | 31.434 | 33.570 | 212.1 |
| 17 | 1'44.916 | 25.664 | 16.123 | 30.588 | 32.541 | 210.5 | 12 | 1'45.636 | 25.810 | 16.097 | 31.023 | 32.706 | 211.3 |
| 18 | 1'45.068 | 25.599 | 16.038 | 30.685 | 32.746 | 213.0 | 13 | 1'49.350 P | 25.881 | 16.251 | 34.368 | 32.850 | 208.8 |
| 19 | 1'45.083 | 25.655 | 16.106 | 30.672 | 32.650 | 210.1 | 14 | 1'51.254 | 30.143 | 16.463 | 31.654 | 32.994 | 208.8 |
| 20 | 1'44.894 | 25.580 | 16.062 | 30.776 | 32.476 | 211.3 | 15 | 1'45.997 | 25.981 | 16.176 | 30.986 | 32.854 | 210.5 |
| 21 | 1'44.836 | 25.628 | 16.057 | 30.655 | 32.496 | 211.3 | 16 | 1'45.557 | 25.793 | 16.089 | 31.010 | 32.665 | 209.3 |
| 22 | 1'44.839 | 25.617 | 16.168 | 30.648 | 32.406 | 210.9 | 17 | 1'45.483 | 25.729 | 16.091 | 30.922 | 32.741 | 209.7 |
| 2nd 18 Matteo BERTELLE Rivacold Snipers Tea ITA | | Runs=5 | Total laps=24 | Full laps=15 | Valid laps=15 | | 18 | 1'45.319 | 25.817 | 16.055 | 30.869 | 32.578 | 210.5 |
| 1 | 4'08.178 | 30.696 | 17.117 | 32.885 | 33.860 | 206.5 | 19 | 1'45.173 | 25.739 | 16.030 | 30.880 | 32.524 | 210.9 |
| 2 | 1'48.478 | 26.665 | 16.551 | 31.771 | 33.491 | 208.0 | 20 | 1'45.067 | 25.689 | 15.954 | 30.853 | 32.571 | 211.7 |
| 3 | 1'47.383 | 26.448 | 16.449 | 31.455 | 33.031 | 207.2 | PIT 27.490 17.368 33.560 30.184 186.8 | | | | | | |
| 4 | 1'47.499 | 26.293 | 16.445 | 31.252 | 33.509 | 208.4 | 4th 6 Ryusei YAMANAKA MT Helmets - MSI JPN | | | | | | |
| 5 | 1'46.938 | 26.047 | 16.325 | 31.263 | 33.303 | 208.8 | | Runs=5 | Total laps=28 | Full laps=19 | Valid laps=19 | | |
| 6 | 1'46.087 P | 28.137 | 17.432 | 32.685 | 27.833 | 194.5 | 1 | 2'40.407 | 28.914 | 16.677 | 31.977 | 33.554 | 206.8 |
| 7 | 1'52.406 | 29.852 | 17.048 | 32.123 | 33.383 | 204.5 | 2 | 1'47.604 | 26.342 | 16.374 | 31.602 | 33.286 | 208.4 |
| 8 | 1'47.310 | 26.297 | 16.449 | 31.417 | 33.147 | 206.8 | 3 | 1'47.046 | 26.166 | 16.241 | 31.414 | 33.225 | 208.8 |
| 9 | 1'47.481 | 26.272 | 16.510 | 31.342 | 33.357 | 206.5 | 4 | 1'46.883 | 26.074 | 16.261 | 31.441 | 33.107 | 209.3 |
| 10 | 1'43.696 P | 26.186 | 16.382 | 32.965 | 28.163 | 207.2 | 5 | 1'43.996 P | 26.174 | 16.376 | 32.109 | 29.337 | 207.6 |
| 11 | 1'52.546 | 30.175 | 17.036 | 32.181 | 33.154 | 204.9 | 6 | 1'49.967 | 28.830 | 16.621 | 31.355 | 33.161 | 204.1 |
| 12 | 1'48.489 | 26.937 | 16.571 | 31.639 | 33.342 | 205.3 | 7 | 1'46.594 | 26.042 | 16.185 | 31.053 | 33.314 | 208.8 |
| 13 | 1'46.240 | 26.078 | 16.230 | 31.002 | 32.930 | 209.3 | 8 | 1'46.070 | 25.953 | 16.207 | 31.001 | 32.909 | 208.4 |
| 14 | 1'44.378 P | 27.320 | 16.998 | 32.414 | 27.646 | 204.1 | 9 | 1'46.179 | 26.063 | 16.186 | 30.980 | 32.950 | 208.4 |
| 15 | 1'52.546 | 30.071 | 17.587 | 31.879 | 33.009 | 189.8 | 10 | 1'46.060 | 25.907 | 16.230 | 30.924 | 32.999 | 208.8 |
| 16 | 1'46.083 | 25.960 | 16.379 | 30.987 | 32.757 | 208.8 | 11 | 1'46.004 | 25.976 | 16.164 | 31.018 | 32.846 | 208.0 |
| 17 | 1'47.129 | 26.417 | 16.431 | 31.212 | 33.069 | 207.6 | 12 | 1'42.240 P | 25.895 | 16.258 | 31.542 | 28.545 | 207.6 |
| 18 | 1'50.718 | 26.973 | 18.160 | 32.591 | 32.994 | 206.8 | 13 | 1'49.841 | 28.872 | 16.468 | 31.297 | 33.204 | 206.8 |
| 19 | 1'46.128 | 26.071 | 16.281 | 31.035 | 32.741 | 206.1 | 14 | 1'46.645 | 26.081 | 16.366 | 31.095 | 33.103 | 206.5 |

Fastest Lap: David ALONSO CFMOTO Gaviota As COL **1'44.509** 25.634 16.047 30.473 32.355

These data/results cannot be reproduced, stored and/or transmitted in whole or in part by any manner of electronic, mechanical, photocopying, recording, broadcasting or otherwise now known or herein after developed without the previous express consent by the copyright owner, except for reproduction in daily press and regular printed publications on sale to the public within 60 days of the event related to those data/results and always provided that copyright symbol appears together as follows below.
 © DORNA, 2024

Session 1

Moto3

| Lap | Lap Time | T1 | T2 | T3 | T4 | Speed | Lap | Lap Time | T1 | T2 | T3 | T4 | Speed | |
|------------|-------------------|---------------------|---------------|---------------|---------------|-----------------|------------|-------------------|-----------------------|---------------|---------------|---------------|----------------------|-------|
| 15 | 1'46.100 | 25.953 | 16.196 | 31.048 | 32.903 | 206.8 | 17 | 1'52.919 | 26.660 | 16.688 | 32.457 | 37.114 | 204.9 | |
| 16 | 1'46.454 | 26.013 | 16.258 | 31.051 | 33.132 | 207.6 | 18 | 1'48.209 P | 26.168 | 16.480 | 35.131 | 30.430 | 208.4 | |
| 17 | 1'46.243 | 25.968 | 16.240 | 31.072 | 32.963 | 207.6 | 19 | 1'58.514 | 37.106 | 16.862 | 31.612 | 32.934 | 206.5 | |
| 18 | 1'44.327 P | 26.155 | 16.391 | 32.025 | 29.756 | 207.2 | 20 | 1'45.982 | 25.901 | 16.211 | 30.996 | 32.874 | 210.9 | |
| 19 | 1'58.655 | 35.800 | 17.431 | 32.111 | 33.313 | 204.5 | 21 | 1'46.161 | 25.828 | 16.176 | 31.192 | 32.965 | 211.3 | |
| 20 | 1'47.253 | 26.511 | 16.342 | 31.237 | 33.163 | 206.8 | 22 | 1'46.424 | 25.987 | 16.255 | 31.085 | 33.097 | 211.3 | |
| 21 | 1'46.873 | 26.039 | 16.498 | 31.115 | 33.221 | 207.2 | | PIT | 29.256 | 16.717 | 33.213 | 30.268 | 204.1 | |
| 22 | 1'41.117 P | 26.172 | 16.278 | 31.206 | 27.461 | 207.6 | | | | | | | | |
| 23 | 1'52.049 | 31.101 | 16.540 | 31.474 | 32.934 | 207.2 | 7th | 24 | Tatsuki SUZUKI | | | | Liqui Moly Husqvarna | JPN |
| 24 | 1'45.424 | 25.885 | 16.143 | 30.696 | 32.700 | 208.4 | | Runs=4 | Total laps=18 | Full laps=12 | Valid laps=12 | | | |
| 25 | 1'45.620 | 25.721 | 16.242 | 30.732 | 32.925 | 208.0 | 1 | 3'54.491 | 30.024 | 17.535 | 33.211 | 33.913 | 205.3 | |
| 26 | 1'45.591 | 25.797 | 16.169 | 30.884 | 32.741 | 208.0 | 2 | 1'47.078 | 26.380 | 16.553 | 31.134 | 33.011 | 212.5 | |
| 27 | 1'45.344 | 25.812 | 16.084 | 30.750 | 32.698 | 208.8 | 3 | 1'46.426 | 26.018 | 16.248 | 31.172 | 32.988 | 211.3 | |
| 28 | 1'45.995 | 25.996 | 16.258 | 30.884 | 32.857 | 208.4 | 4 | 1'46.491 | 26.115 | 16.249 | 31.150 | 32.977 | 212.1 | |
| | | | | | | | 5 | 1'47.826 | 26.111 | 16.223 | 32.284 | 33.208 | 210.5 | |
| 5th | 82 | Stefano NEPA | | | | LEVELUP - MTA | ITA | 6 | 1'48.388 P | 30.399 | 16.877 | 32.407 | 28.705 | 207.6 |
| | | Runs=5 | Total laps=20 | Full laps=12 | Valid laps=12 | | 7 | 1'56.458 P | 31.689 | 16.361 | 36.105 | 32.303 | 206.5 | |
| 1 | 5'31.996 | 30.978 | 16.575 | 32.366 | 33.654 | 204.9 | 8 | 1'51.288 | 29.778 | 16.541 | 31.661 | 33.308 | 208.8 | |
| 2 | 1'47.702 | 26.392 | 16.323 | 31.768 | 33.219 | 206.8 | 9 | 1'46.620 | 26.078 | 16.239 | 31.206 | 33.097 | 210.5 | |
| 3 | 1'47.206 | 26.396 | 16.207 | 31.459 | 33.144 | 208.4 | 10 | 1'46.707 | 26.228 | 16.249 | 31.207 | 33.023 | 210.1 | |
| 4 | 1'46.689 | 26.158 | 16.249 | 31.224 | 33.058 | 208.0 | 11 | 1'46.770 | 26.235 | 16.217 | 31.220 | 33.098 | 210.5 | |
| 5 | 1'43.879 P | 26.238 | 16.524 | 33.450 | 27.667 | 199.6 | 12 | 1'48.211 P | 26.411 | 18.759 | 33.719 | 29.322 | 185.8 | |
| 6 | 1'52.070 | 30.167 | 16.588 | 31.967 | 33.348 | 207.6 | 13 | 1'48.615 | 28.417 | 16.327 | 31.092 | 32.779 | 209.7 | |
| 7 | 1'46.789 | 26.194 | 16.208 | 31.368 | 33.019 | 207.6 | 14 | 1'45.531 | 25.799 | 16.211 | 30.848 | 32.673 | 209.3 | |
| 8 | 1'46.561 | 26.099 | 16.192 | 31.265 | 33.005 | 209.3 | 15 | 1'45.608 | 25.785 | 16.122 | 30.955 | 32.746 | 210.9 | |
| 9 | 1'46.419 | 26.117 | 16.187 | 31.213 | 32.902 | 210.1 | 16 | 1'45.623 | 25.862 | 16.121 | 30.952 | 32.688 | 211.7 | |
| 10 | 1'42.667 P | 26.085 | 16.225 | 32.283 | 28.074 | 210.9 | 17 | 1'45.516 | 25.837 | 16.092 | 30.947 | 32.640 | 212.1 | |
| 11 | 1'53.580 | 30.919 | 16.560 | 32.366 | 33.735 | 204.9 | 18 | 1'55.218 | 31.438 | 18.469 | 32.170 | 33.141 | 190.4 | |
| 12 | 1'47.189 | 26.369 | 16.222 | 31.413 | 33.185 | 208.8 | | | | | | | | |
| 13 | 1'48.388 | 26.376 | 16.905 | 31.688 | 33.419 | 210.9 | 8th | 48 | Ivan ORTOLA | | | | MT Helmets - MSI | SPA |
| 14 | 1'46.687 | 26.131 | 16.095 | 31.309 | 33.152 | 211.7 | | Runs=6 | Total laps=22 | Full laps=12 | Valid laps=12 | | | |
| 15 | 1'42.163 P | 26.285 | 16.232 | 32.100 | 27.546 | 209.7 | 1 | 5'24.025 P | 30.472 | 17.151 | 33.162 | 28.793 | 205.3 | |
| 16 | 1'46.132 P | 30.540 | 16.632 | 31.700 | 27.260 | 208.4 | 2 | 1'51.670 | 29.534 | 16.673 | 32.248 | 33.215 | 207.2 | |
| 17 | 1'50.436 | 29.414 | 16.412 | 31.478 | 33.132 | 208.0 | 3 | 1'47.870 | 26.529 | 16.487 | 31.726 | 33.128 | 208.0 | |
| 18 | 1'46.134 | 26.015 | 16.115 | 31.094 | 32.910 | 209.7 | 4 | 1'46.832 | 26.191 | 16.358 | 31.340 | 32.943 | 208.8 | |
| 19 | 1'45.386 | 25.886 | 16.020 | 30.862 | 32.618 | 211.7 | 5 | 1'44.184 P | 26.188 | 16.447 | 32.166 | 29.383 | 207.2 | |
| 20 | 1'47.124 | 25.856 | 17.353 | 31.246 | 32.669 | 180.9 | 6 | 1'49.353 | 28.245 | 16.439 | 31.619 | 33.050 | 208.4 | |
| | | | | | | | 7 | 1'47.162 | 26.122 | 16.478 | 31.415 | 33.147 | 210.5 | |
| 6th | 66 | Joel KELSO | | | | BOE Motorsports | AUS | 8 | 1'47.507 | 26.118 | 16.217 | 31.819 | 33.353 | 212.1 |
| | | Runs=4 | Total laps=22 | Full laps=16 | Valid laps=16 | | 9 | 1'43.234 P | 26.294 | 16.399 | 31.930 | 28.611 | 210.5 | |
| 1 | 5'36.663 | 31.084 | 16.897 | 32.201 | 33.578 | 206.8 | 10 | 1'49.984 | 29.015 | 16.543 | 31.467 | 32.959 | 210.1 | |
| 2 | 1'46.570 | 26.168 | 16.198 | 31.230 | 32.974 | 210.9 | 11 | 1'46.179 | 26.010 | 16.248 | 31.121 | 32.800 | 210.5 | |
| 3 | 1'46.253 | 26.031 | 16.253 | 31.136 | 32.833 | 210.5 | 12 | 1'46.092 | 25.861 | 16.165 | 31.219 | 32.847 | 210.5 | |
| 4 | 1'45.946 | 25.826 | 16.196 | 31.210 | 32.714 | 210.5 | 13 | 1'42.025 P | 26.203 | 16.333 | 31.545 | 27.944 | 210.1 | |
| 5 | 1'49.606 | 25.847 | 16.329 | 31.919 | 35.511 | 209.3 | 14 | 1'50.537 | 29.214 | 16.471 | 31.756 | 33.096 | 209.7 | |
| 6 | 1'43.382 P | 26.075 | 16.349 | 31.599 | 29.359 | 209.3 | 15 | 1'46.859 | 26.224 | 16.337 | 31.391 | 32.907 | 209.3 | |
| 7 | 1'51.074 P | 31.339 | 17.323 | 32.773 | 29.639 | 206.1 | 16 | 1'46.917 | 26.149 | 16.332 | 31.420 | 33.016 | 209.7 | |
| 8 | 1'52.067 | 31.373 | 16.154 | 31.440 | 33.100 | 213.8 | 17 | 1'47.016 | 26.040 | 16.257 | 31.312 | 33.407 | 210.1 | |
| 9 | 1'46.067 | 26.184 | 16.246 | 30.867 | 32.770 | 210.5 | 18 | 1'47.227 | 26.164 | 16.284 | 31.570 | 33.209 | 210.5 | |
| 10 | 1'45.482 | 25.750 | 16.113 | 30.927 | 32.692 | 210.1 | 19 | 1'45.220 P | 27.676 | 16.783 | 32.688 | 28.073 | 208.4 | |
| 11 | 1'46.116 | 25.918 | 16.190 | 31.105 | 32.903 | 209.7 | 20 | 1'51.749 | 30.672 | 16.023 | 31.280 | 33.774 | 214.2 | |
| 12 | 1'46.095 | 25.869 | 16.157 | 31.030 | 33.039 | 210.1 | 21 | 1'45.524 | 25.840 | 16.083 | 31.024 | 32.577 | 211.7 | |
| 13 | 1'46.578 | 25.978 | 16.250 | 31.251 | 33.099 | 210.1 | 22 | 1'45.754 | 25.811 | 16.097 | 31.050 | 32.796 | 212.1 | |
| 14 | 1'46.483 | 25.974 | 16.286 | 31.227 | 32.996 | 209.7 | | | | | | | | |
| 15 | 1'46.525 | 25.923 | 16.333 | 31.201 | 33.068 | 210.1 | | | | | | | | |
| 16 | 1'47.202 | 26.269 | 16.329 | 31.452 | 33.152 | 210.1 | | | | | | | | |

Fastest Lap: David ALONSO CFMOTO Gaviota As COL **1'44.509** 25.634 16.047 30.473 32.355

These data/results cannot be reproduced, stored and/or transmitted in whole or in part by any manner of electronic, mechanical, photocopying, recording, broadcasting or otherwise now known or herein after developed without the previous express consent by the copyright owner, except for reproduction in daily press and regular printed publications on sale to the public within 60 days of the event related to those data/results and always provided that copyright symbol appears together as follows below.
© DORNA, 2024

Session 1

Moto3

| Lap | Lap Time | T1 | T2 | T3 | T4 | Speed | Lap | Lap Time | T1 | T2 | T3 | T4 | Speed | |
|-------------|-----------------|-----------------------|---------------|--------------|---------------|---------------------|--------|-----------------|-----------------|--------|--------|--------|--------|-------|
| 9th | 64 | David MUÑOZ | | | | BOE Motorsports | SPA | 7 | 1'46.494 | 26.054 | 16.265 | 31.112 | 33.063 | 209.7 |
| | | Runs=4 | Total laps=17 | Full laps=10 | Valid laps=10 | | 8 | 1'42.899 | P 26.585 | 16.564 | 32.195 | 27.555 | 206.8 | |
| 1 | 3'03.333 | 29.711 | 16.646 | 31.967 | 33.401 | 208.4 | 9 | 2'02.242 | 31.266 | 16.800 | 38.420 | 35.756 | 203.3 | |
| 2 | 1'46.890 | 26.187 | 16.248 | 31.272 | 33.183 | 211.3 | 10 | 1'47.058 | 26.192 | 16.338 | 31.295 | 33.233 | 209.7 | |
| 3 | 1'43.813 | P 27.327 | 16.865 | 32.405 | 27.216 | 199.2 | 11 | 1'46.953 | 26.072 | 16.292 | 31.307 | 33.282 | 208.4 | |
| 4 | 1'51.451 | 29.796 | 16.769 | 31.555 | 33.331 | 208.8 | 12 | 1'47.148 | 26.142 | 16.323 | 31.103 | 33.580 | 209.7 | |
| 5 | 1'46.241 | 25.976 | 16.273 | 31.045 | 32.947 | 210.9 | 13 | 1'49.122 | 26.262 | 16.875 | 32.295 | 33.690 | 208.4 | |
| 6 | 1'45.341 | P 28.891 | 16.527 | 31.655 | 28.268 | 209.7 | 14 | 1'45.610 | P 26.637 | 17.851 | 32.816 | 28.306 | 201.8 | |
| 7 | 1'56.254 | 30.319 | 17.563 | 33.724 | 34.648 | 189.4 | 15 | 1'50.550 | 28.877 | 16.623 | 31.649 | 33.401 | 208.0 | |
| 8 | 1'46.233 | 25.990 | 16.315 | 31.246 | 32.682 | 212.1 | 16 | 1'46.680 | 25.999 | 16.388 | 31.052 | 33.241 | 209.3 | |
| 9 | 1'45.605 | 25.822 | 16.014 | 31.148 | 32.621 | 213.8 | 17 | 1'46.361 | 25.917 | 16.269 | 31.027 | 33.148 | 209.3 | |
| 10 | 1'46.406 | 25.994 | 15.996 | 31.274 | 33.142 | 215.5 | 18 | 1'46.507 | 25.986 | 16.269 | 31.051 | 33.201 | 209.3 | |
| 11 | 1'46.560 | 25.926 | 16.222 | 31.599 | 32.813 | 210.1 | 19 | 1'46.416 | 25.882 | 16.283 | 31.150 | 33.101 | 209.3 | |
| 12 | 1'43.682 | P 25.848 | 16.198 | 32.283 | 29.353 | 212.5 | 20 | 1'46.415 | 25.910 | 16.232 | 31.124 | 33.149 | 208.8 | |
| 13 | 1'54.994 | 31.053 | 16.922 | 33.652 | 33.367 | 208.0 | 21 | 1'46.534 | 25.933 | 16.420 | 31.109 | 33.072 | 207.6 | |
| 14 | 1'46.861 | 26.152 | 16.359 | 31.187 | 33.163 | 212.1 | 22 | 1'48.646 | 27.208 | 16.285 | 32.043 | 33.110 | 211.3 | |
| 15 | 1'49.241 | 28.092 | 16.589 | 31.433 | 33.127 | 208.8 | 23 | 1'47.039 | 26.025 | 16.519 | 31.658 | 32.837 | 207.6 | |
| 16 | 1'50.877 | 27.741 | 17.677 | 32.655 | 32.804 | 192.5 | 24 | 1'46.074 | 25.876 | 16.260 | 31.026 | 32.912 | 210.5 | |
| 17 | 1'46.084 | 25.966 | 16.155 | 31.069 | 32.894 | 213.4 | 25 | 1'43.661 | P 26.627 | 16.600 | 32.969 | 27.465 | 207.2 | |
| | PIT | 27.442 | 16.894 | 33.272 | 30.904 | 197.8 | 26 | 1'50.498 | 28.806 | 16.568 | 32.284 | 32.840 | 207.6 | |
| | | | | | | | 27 | 1'45.622 | 25.802 | 16.080 | 30.869 | 32.871 | 210.1 | |
| 10th | 10 | Nicola CARRARO | | | | LEVELUP - MTA | ITA | | | | | | | |
| | | Runs=4 | Total laps=24 | Full laps=17 | Valid laps=17 | | | | | | | | | |
| 1 | 7'11.420 | 30.782 | 16.999 | 32.571 | 33.145 | 208.0 | | | | | | | | |
| 2 | 1'47.291 | 26.413 | 16.331 | 31.539 | 33.008 | 210.1 | | | | | | | | |
| 3 | 2'40.172 | P 26.073 | 16.339 | 31.446 | 1'26.314 | 209.3 | | | | | | | | |
| 4 | 1'57.262 | 33.733 | 16.992 | 32.921 | 33.616 | 206.8 | | | | | | | | |
| 5 | 1'47.645 | 26.381 | 16.363 | 31.702 | 33.199 | 209.7 | | | | | | | | |
| 6 | 1'47.471 | 26.271 | 16.446 | 31.575 | 33.179 | 208.8 | | | | | | | | |
| 7 | 1'46.916 | 26.055 | 16.445 | 31.403 | 33.013 | 209.7 | | | | | | | | |
| 8 | 1'47.304 | 26.265 | 16.421 | 31.535 | 33.083 | 208.4 | | | | | | | | |
| 9 | 1'47.310 | 26.258 | 16.336 | 31.615 | 33.101 | 210.1 | | | | | | | | |
| 10 | 1'47.221 | 26.261 | 16.342 | 31.494 | 33.124 | 208.4 | | | | | | | | |
| 11 | 1'42.994 | P 26.440 | 16.398 | 31.511 | 28.645 | 208.8 | | | | | | | | |
| 12 | 1'51.618 | 30.648 | 16.402 | 31.722 | 32.846 | 210.5 | | | | | | | | |
| 13 | 1'46.058 | 26.102 | 16.194 | 31.185 | 32.577 | 211.3 | | | | | | | | |
| 14 | 1'45.959 | 26.002 | 16.179 | 31.098 | 32.680 | 210.9 | | | | | | | | |
| 15 | 1'46.125 | 25.945 | 16.206 | 31.128 | 32.846 | 210.9 | | | | | | | | |
| 16 | 1'45.609 | 25.845 | 16.105 | 30.960 | 32.699 | 213.8 | | | | | | | | |
| 17 | 1'46.567 | 26.166 | 16.250 | 31.460 | 32.691 | 213.8 | | | | | | | | |
| 18 | 1'46.002 | 25.980 | 16.145 | 31.232 | 32.645 | 212.5 | | | | | | | | |
| 19 | 1'46.138 | 26.015 | 16.118 | 31.315 | 32.690 | 213.0 | | | | | | | | |
| 20 | 1'46.566 | 26.041 | 16.219 | 31.441 | 32.865 | 210.9 | | | | | | | | |
| 21 | 1'49.062 | P 29.352 | 18.173 | 32.558 | 28.979 | 213.8 | | | | | | | | |
| 22 | 1'52.924 | 31.248 | 16.606 | 31.889 | 33.181 | 209.3 | | | | | | | | |
| 23 | 1'46.640 | 26.143 | 16.328 | 31.430 | 32.739 | 210.5 | | | | | | | | |
| 24 | 1'48.746 | 26.379 | 16.398 | 32.928 | 33.041 | 208.8 | | | | | | | | |
| 12th | 78 | Joel ESTEBAN | | | | CFMOTO Gaviota | As SPA | | | | | | | |
| | | Runs=4 | Total laps=22 | Full laps=15 | Valid laps=15 | | | | | | | | | |
| 1 | 2'13.548 | 29.110 | 16.648 | 32.287 | 33.613 | 208.4 | | | | | | | | |
| 2 | 1'48.061 | 26.565 | 16.454 | 31.524 | 33.518 | 209.3 | | | | | | | | |
| 3 | 1'48.645 | 26.227 | 16.766 | 31.844 | 33.808 | 210.9 | | | | | | | | |
| 4 | 1'46.569 | 26.083 | 16.216 | 31.138 | 33.132 | 212.5 | | | | | | | | |
| 5 | 1'47.503 | 26.155 | 16.243 | 31.218 | 33.887 | 210.5 | | | | | | | | |
| 6 | 1'42.611 | P 26.170 | 16.279 | 31.636 | 28.526 | 213.4 | | | | | | | | |
| 7 | 1'50.210 | 29.355 | 16.345 | 31.505 | 33.005 | 211.3 | | | | | | | | |
| 8 | 1'46.100 | 25.876 | 16.143 | 31.141 | 32.940 | 213.0 | | | | | | | | |
| 9 | 1'45.690 | 25.705 | 16.078 | 30.878 | 33.029 | 213.0 | | | | | | | | |
| 10 | 1'46.103 | 25.939 | 16.207 | 30.939 | 33.018 | 210.9 | | | | | | | | |
| 11 | 1'46.583 | 25.918 | 16.287 | 31.053 | 33.325 | 210.5 | | | | | | | | |
| 12 | 1'49.119 | 26.088 | 16.712 | 32.577 | 33.742 | 199.2 | | | | | | | | |
| 13 | 1'42.241 | P 26.102 | 16.301 | 31.555 | 28.283 | 209.7 | | | | | | | | |
| 14 | 1'50.018 | 29.024 | 16.267 | 31.460 | 33.267 | 211.7 | | | | | | | | |
| 15 | 1'47.333 | 26.159 | 16.408 | 31.395 | 33.371 | 208.4 | | | | | | | | |
| 16 | 1'47.452 | 26.222 | 16.421 | 31.409 | 33.400 | 210.1 | | | | | | | | |
| 17 | 1'47.127 | 26.183 | 16.322 | 31.354 | 33.268 | 209.7 | | | | | | | | |
| 18 | 1'47.155 | 26.031 | 16.375 | 31.395 | 33.354 | 209.7 | | | | | | | | |
| 19 | 1'41.987 | P 26.134 | 16.342 | 31.399 | 28.112 | 209.7 | | | | | | | | |
| 20 | 1'49.319 | 27.997 | 16.459 | 31.486 | 33.377 | 209.3 | | | | | | | | |
| 21 | 1'46.738 | 26.061 | 16.273 | 31.177 | 33.227 | 209.3 | | | | | | | | |
| 22 | 1'46.910 | 26.072 | 16.299 | 31.260 | 33.279 | 210.1 | | | | | | | | |
| 13th | 58 | Luca LUNETTA | | | | SIC58 Squadra Corse | ITA | | | | | | | |
| | | Runs=3 | Total laps=19 | Full laps=14 | Valid laps=14 | | | | | | | | | |
| 1 | 2'35.035 | 31.167 | 17.153 | 32.781 | 33.747 | 206.1 | | | | | | | | |
| 2 | 1'48.028 | 26.649 | 16.553 | 31.700 | 33.126 | 208.4 | | | | | | | | |
| 3 | 1'47.428 | 26.371 | 16.453 | 31.500 | 33.104 | 209.7 | | | | | | | | |
| 4 | 1'47.345 | 26.309 | 16.530 | 31.462 | 33.044 | 208.4 | | | | | | | | |
| 5 | 1'47.010 | 26.300 | 16.365 | 31.310 | 33.035 | 209.3 | | | | | | | | |
| 6 | 1'46.825 | 26.250 | 16.319 | 31.335 | 32.921 | 209.3 | | | | | | | | |
| 7 | 1'42.330 | P 26.221 | 16.261 | 31.243 | 28.605 | 209.7 | | | | | | | | |

Fastest Lap: David ALONSO CFMOTO Gaviota As COL **1'44.509** 25.634 16.047 30.473 32.355

These data/results cannot be reproduced, stored and/or transmitted in whole or in part by any manner of electronic, mechanical, photocopying, recording, broadcasting or otherwise now known or herein after developed without the previous express consent by the copyright owner, except for reproduction in daily press and regular printed publications on sale to the public within 60 days of the event related to those data/results and always provided that copyright symbol appears together as follows below.
© DORNA, 2024

Session 1

Moto3

| Lap | Lap Time | T1 | T2 | T3 | T4 | Speed | Lap | Lap Time | T1 | T2 | T3 | T4 | Speed |
|-----|------------|--------|--------|--------|--------|-------|-----|------------|--------|--------|--------|--------|-------|
| 8 | 1'58.416 | 31.466 | 19.178 | 33.444 | 34.328 | 149.7 | 15 | 1'48.518 | 26.202 | 16.245 | 31.312 | 34.759 | 212.1 |
| 9 | 1'47.050 | 26.214 | 16.436 | 31.366 | 33.034 | 208.8 | 16 | 1'46.074 | 25.942 | 16.113 | 31.042 | 32.977 | 214.7 |
| 10 | 1'46.496 | 26.075 | 16.242 | 31.281 | 32.898 | 209.7 | 17 | 1'46.629 | 25.987 | 16.180 | 31.230 | 33.232 | 213.0 |
| 11 | 1'46.647 | 26.076 | 16.353 | 31.238 | 32.980 | 208.4 | 18 | 1'47.988 | 26.198 | 16.646 | 31.759 | 33.385 | 208.0 |
| 12 | 1'46.807 | 25.989 | 16.401 | 31.259 | 33.158 | 208.0 | 19 | 1'47.539 | 26.174 | 16.373 | 31.465 | 33.527 | 209.7 |
| 13 | 1'46.784 | 26.070 | 16.375 | 31.300 | 33.039 | 208.8 | 20 | 1'43.729 P | 27.579 | 16.975 | 31.248 | 27.927 | 212.1 |
| 14 | 1'47.882 P | 26.104 | 16.473 | 35.631 | 29.674 | 208.4 | 21 | 1'51.164 | 29.817 | 16.537 | 31.498 | 33.312 | 208.8 |
| 15 | 1'52.660 | 30.184 | 16.780 | 32.201 | 33.495 | 207.2 | 22 | 1'46.969 | 26.011 | 16.221 | 31.370 | 33.367 | 210.5 |
| 16 | 1'46.396 | 26.115 | 16.338 | 31.163 | 32.780 | 208.4 | 23 | 1'47.089 | 26.095 | 16.410 | 31.269 | 33.315 | 209.7 |
| 17 | 1'45.775 | 25.919 | 16.204 | 30.981 | 32.671 | 209.3 | 24 | 1'46.902 | 26.048 | 16.252 | 31.284 | 33.318 | 210.1 |
| 18 | 1'45.759 | 25.778 | 16.242 | 30.948 | 32.791 | 208.4 | 25 | 1'47.168 | 26.110 | 16.407 | 31.385 | 33.266 | 209.3 |
| 19 | 1'46.047 | 26.043 | 16.255 | 30.883 | 32.866 | 209.3 | | | | | | | |

14th 54 Riccardo ROSSI CIP Green Power ITA
Runs=4 Total laps=24 Full laps=17 Valid laps=17

| | | | | | | |
|----|------------|--------|--------|--------|--------|-------|
| 1 | 2'13.497 | 29.105 | 16.841 | 32.422 | 34.194 | 206.1 |
| 2 | 1'48.221 | 26.823 | 16.324 | 31.598 | 33.476 | 210.9 |
| 3 | 1'47.710 | 26.217 | 16.499 | 31.706 | 33.288 | 208.4 |
| 4 | 1'47.364 | 26.332 | 16.436 | 31.330 | 33.266 | 207.2 |
| 5 | 1'47.215 | 26.283 | 16.223 | 31.308 | 33.401 | 213.4 |
| 6 | 1'49.256 | 26.250 | 16.370 | 31.675 | 34.961 | 208.0 |
| 7 | 1'47.528 | 26.354 | 16.338 | 31.293 | 33.543 | 208.8 |
| 8 | 1'49.574 P | 28.768 | 17.785 | 33.572 | 29.449 | 189.4 |
| 9 | 1'54.184 | 29.444 | 17.752 | 32.996 | 33.992 | 200.0 |
| 10 | 1'47.363 | 26.325 | 16.527 | 31.463 | 33.048 | 211.7 |
| 11 | 1'47.599 | 26.415 | 16.370 | 31.396 | 33.418 | 209.7 |
| 12 | 1'47.023 | 26.180 | 16.372 | 31.271 | 33.200 | 209.7 |
| 13 | 1'46.992 | 26.127 | 16.442 | 31.311 | 33.112 | 208.0 |
| 14 | 1'44.712 P | 26.225 | 16.340 | 31.420 | 30.727 | 209.7 |
| 15 | 1'53.339 | 30.616 | 17.698 | 31.690 | 33.335 | 208.4 |
| 16 | 1'47.840 | 26.347 | 16.450 | 31.642 | 33.401 | 208.8 |
| 17 | 1'47.409 | 26.293 | 16.392 | 31.519 | 33.205 | 206.8 |
| 18 | 1'48.174 P | 26.261 | 16.421 | 36.915 | 28.577 | 207.2 |
| 19 | 1'56.129 | 34.190 | 17.020 | 31.711 | 33.208 | 203.7 |
| 20 | 1'45.851 | 25.910 | 16.186 | 30.962 | 32.793 | 210.9 |
| 21 | 1'45.875 | 25.854 | 16.156 | 31.060 | 32.805 | 210.9 |
| 22 | 1'48.218 | 25.879 | 16.211 | 30.999 | 35.129 | 212.5 |
| 23 | 1'45.876 | 25.884 | 16.149 | 31.042 | 32.801 | 210.9 |
| 24 | 1'46.028 | 25.974 | 16.188 | 31.007 | 32.859 | 211.3 |

16th 19 Scott OGDEN MLav Racing GBR
Runs=4 Total laps=25 Full laps=18 Valid laps=18

| | | | | | | |
|----|------------|--------|--------|--------|--------|-------|
| 1 | 2'28.740 | 30.254 | 16.993 | 32.752 | 34.431 | 205.3 |
| 2 | 1'48.599 | 26.541 | 16.471 | 31.962 | 33.625 | 206.8 |
| 3 | 1'47.854 | 26.360 | 16.401 | 31.668 | 33.425 | 207.6 |
| 4 | 1'43.706 P | 26.371 | 16.441 | 31.543 | 29.351 | 207.2 |
| 5 | 1'50.438 | 28.976 | 16.535 | 31.726 | 33.201 | 206.5 |
| 6 | 1'46.930 | 26.158 | 16.330 | 31.342 | 33.100 | 208.4 |
| 7 | 1'47.138 | 26.164 | 16.455 | 31.334 | 33.185 | 204.5 |
| 8 | 1'49.123 | 28.036 | 16.336 | 31.488 | 33.263 | 208.8 |
| 9 | 1'46.658 | 26.076 | 16.323 | 31.218 | 33.041 | 208.4 |
| 10 | 1'47.458 P | 30.969 | 16.537 | 31.599 | 28.353 | 208.4 |
| 11 | 1'51.052 | 29.109 | 16.633 | 31.832 | 33.478 | 206.5 |
| 12 | 1'47.896 | 26.396 | 16.481 | 31.599 | 33.420 | 206.5 |
| 13 | 1'47.721 | 26.323 | 16.403 | 31.515 | 33.480 | 206.5 |
| 14 | 1'47.703 | 26.304 | 16.495 | 31.494 | 33.410 | 206.8 |
| 15 | 1'43.401 P | 26.336 | 16.452 | 31.585 | 29.028 | 207.6 |
| 16 | 1'51.500 | 29.629 | 16.645 | 31.805 | 33.421 | 205.3 |
| 17 | 1'46.648 | 26.059 | 16.294 | 31.171 | 33.124 | 208.4 |
| 18 | 1'46.210 | 25.891 | 16.252 | 31.150 | 32.917 | 208.4 |
| 19 | 1'46.376 | 25.953 | 16.241 | 31.134 | 33.048 | 208.8 |
| 20 | 1'46.585 | 26.043 | 16.301 | 31.053 | 33.188 | 208.0 |
| 21 | 1'46.695 | 26.100 | 16.325 | 31.063 | 33.207 | 208.4 |
| 22 | 1'46.516 | 26.250 | 16.264 | 31.024 | 32.978 | 209.7 |
| 23 | 1'46.250 | 25.963 | 16.189 | 31.162 | 32.936 | 209.7 |
| 24 | 1'46.116 | 25.890 | 16.260 | 30.989 | 32.977 | 208.8 |
| 25 | 1'49.986 | 27.129 | 16.867 | 32.102 | 33.888 | 204.1 |

15th 85 Xabi ZURUTUZA Red Bull KTM Ajo SPA
Runs=4 Total laps=25 Full laps=18 Valid laps=18

| | | | | | | |
|----|------------|--------|--------|--------|--------|-------|
| 1 | 2'32.450 | 29.862 | 16.876 | 32.565 | 33.914 | 208.0 |
| 2 | 1'48.219 | 26.592 | 16.541 | 31.536 | 33.550 | 211.3 |
| 3 | 1'47.727 | 26.380 | 16.484 | 31.414 | 33.449 | 210.9 |
| 4 | 1'47.169 | 26.158 | 16.435 | 31.283 | 33.293 | 210.9 |
| 5 | 1'47.732 | 26.134 | 16.459 | 31.462 | 33.677 | 210.5 |
| 6 | 1'47.675 | 26.333 | 16.496 | 31.386 | 33.460 | 210.5 |
| 7 | 1'43.344 P | 26.126 | 16.410 | 31.491 | 29.317 | 210.9 |
| 8 | 1'48.939 | 27.840 | 16.457 | 31.367 | 33.275 | 211.3 |
| 9 | 1'46.784 | 26.069 | 16.220 | 31.256 | 33.239 | 211.7 |
| 10 | 1'47.052 | 26.058 | 16.279 | 31.249 | 33.466 | 213.4 |
| 11 | 1'48.248 | 26.276 | 16.361 | 31.797 | 33.814 | 213.0 |
| 12 | 1'47.358 | 26.258 | 16.339 | 31.270 | 33.491 | 211.3 |
| 13 | 1'42.779 P | 26.240 | 16.477 | 31.877 | 28.185 | 211.3 |
| 14 | 1'49.188 | 28.014 | 16.389 | 31.385 | 33.400 | 210.1 |

17th 55 Noah DETTWILER CIP Green Power SWI
Runs=4 Total laps=16 Full laps=10 Valid laps=10

| | | | | | | |
|----|------------|--------|--------|--------|--------|-------|
| 1 | 2'15.571 | 29.311 | 16.880 | 32.169 | 34.591 | 205.3 |
| 2 | 1'49.381 | 26.905 | 16.624 | 31.971 | 33.881 | 204.9 |
| 3 | 1'48.707 | 26.608 | 16.526 | 31.944 | 33.629 | 207.2 |
| 4 | 1'47.949 | 26.417 | 16.511 | 31.609 | 33.412 | 207.2 |
| 5 | 1'48.296 | 26.441 | 16.623 | 31.769 | 33.463 | 206.5 |
| 6 | 1'48.796 | 26.453 | 16.652 | 31.845 | 33.846 | 206.8 |
| 7 | 1'44.159 P | 26.939 | 16.887 | 32.345 | 27.988 | 200.7 |
| 8 | 1'52.658 | 30.060 | 17.540 | 31.816 | 33.242 | 180.0 |
| 9 | 1'46.553 | 26.074 | 16.156 | 31.240 | 33.083 | 210.1 |
| 10 | 1'47.085 | 25.969 | 16.344 | 31.364 | 33.408 | 208.4 |
| 11 | 1'46.160 | 25.989 | 16.183 | 31.093 | 32.895 | 211.7 |
| 12 | 1'47.037 | 26.299 | 16.313 | 31.221 | 33.204 | 209.3 |
| 13 | 1'41.378 P | 26.080 | 16.340 | 31.531 | 27.427 | 209.3 |
| 14 | 1'50.170 | 28.580 | 16.466 | 31.763 | 33.361 | 206.5 |

Fastest Lap: David ALONSO CFMOTO Gaviota As COL **1'44.509** 25.634 16.047 30.473 32.355

These data/results cannot be reproduced, stored and/or transmitted in whole or in part by any manner of electronic, mechanical, photocopying, recording, broadcasting or otherwise now known or herein after developed without the previous express consent by the copyright owner, except for reproduction in daily press and regular printed publications on sale to the public within 60 days of the event related to those data/results and always provided that copyright symbol appears together as follows below.
© DORNA, 2024

Session 1

Moto3

| Lap | Lap Time | T1 | T2 | T3 | T4 | Speed | Lap | Lap Time | T1 | T2 | T3 | T4 | Speed |
|-----|-----------------|--------|--------|----------|--------|-------|-----|-----------------|---------------|--------|--------|--------|-------|
| 15 | 1'47.413 | 26.167 | 16.423 | 31.567 | 33.256 | 208.8 | 4 | 1'54.935 | 30.869 | 17.440 | 32.996 | 33.630 | 199.2 |
| 16 | 2'17.305 P | 26.176 | 16.477 | 1'00.328 | 34.324 | 208.0 | 5 | 1'53.627 P | 33.554 | 17.316 | 33.255 | 29.502 | 186.8 |
| | PIT | 29.681 | 16.742 | 32.158 | 51.249 | 207.2 | 6 | 2'02.981 | 34.487 | 18.990 | 36.096 | 33.408 | 178.8 |
| | | | | | | | | unfinished | 26.381 | | | | |

18th 72 Taiyo FURUSATO Honda Team Asia JPN
 Runs=4 Total laps=23 Full laps=16 Valid laps=16

| | | | | | | |
|----|-----------------|--------|--------|--------|--------|-------|
| 1 | 3'15.806 | 29.023 | 16.938 | 32.769 | 33.772 | 206.1 |
| 2 | 1'48.160 | 26.469 | 16.485 | 31.951 | 33.255 | 207.2 |
| 3 | 1'47.086 | 26.163 | 16.328 | 31.576 | 33.019 | 208.8 |
| 4 | 1'47.140 | 26.257 | 16.376 | 31.421 | 33.086 | 208.0 |
| 5 | 1'46.904 | 26.025 | 16.344 | 31.458 | 33.077 | 208.0 |
| 6 | 1'44.967 P | 26.855 | 16.858 | 32.905 | 28.349 | 205.3 |
| 7 | 1'49.688 | 27.638 | 16.546 | 31.941 | 33.563 | 207.2 |
| 8 | 1'47.080 | 26.226 | 16.359 | 31.452 | 33.043 | 207.6 |
| 9 | 1'47.181 | 26.216 | 16.325 | 31.472 | 33.168 | 209.3 |
| 10 | 1'47.060 | 26.103 | 16.390 | 31.374 | 33.193 | 208.0 |
| 11 | 1'47.108 | 26.094 | 16.407 | 31.403 | 33.204 | 207.6 |
| 12 | 1'45.488 P | 27.234 | 17.724 | 32.671 | 27.859 | 197.0 |
| 13 | 1'52.088 | 28.998 | 16.439 | 32.486 | 34.165 | 212.1 |
| 14 | 1'46.613 | 26.129 | 16.167 | 31.421 | 32.896 | 211.7 |
| 15 | 1'46.758 | 26.184 | 16.325 | 31.292 | 32.957 | 209.3 |
| 16 | 1'46.501 | 26.009 | 16.231 | 31.155 | 33.106 | 209.7 |
| 17 | 1'46.994 | 25.972 | 16.340 | 31.571 | 33.111 | 208.8 |
| 18 | 1'46.807 P | 27.389 | 16.745 | 32.962 | 29.711 | 203.3 |
| 19 | 1'50.120 | 28.307 | 16.618 | 31.911 | 33.284 | 206.8 |
| 20 | 1'46.711 | 26.154 | 16.274 | 31.235 | 33.048 | 208.4 |
| 21 | 1'46.269 | 25.936 | 16.232 | 31.184 | 32.917 | 209.3 |
| 22 | 1'46.714 | 25.982 | 16.348 | 31.208 | 33.176 | 208.4 |
| 23 | 1'46.890 | 26.078 | 16.318 | 31.387 | 33.107 | 209.3 |

19th 5 Tatchakorn BUASRI Honda Team Asia THA
 Runs=3 Total laps=17 Full laps=12 Valid laps=12

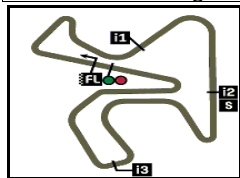
| | | | | | | |
|----|-----------------|--------|--------|--------|--------|-------|
| 1 | 2'44.040 | 29.926 | 16.679 | 32.519 | 33.794 | 207.2 |
| 2 | 1'48.365 | 26.539 | 16.404 | 31.883 | 33.539 | 208.8 |
| 3 | 1'48.594 | 26.561 | 16.482 | 31.861 | 33.690 | 206.5 |
| 4 | 1'48.203 | 26.504 | 16.469 | 31.807 | 33.423 | 207.6 |
| 5 | 1'52.079 P | 29.252 | 18.052 | 35.099 | 29.676 | 186.8 |
| 6 | 1'57.299 | 34.921 | 16.630 | 32.269 | 33.479 | 207.6 |
| 7 | 1'47.638 | 26.362 | 16.395 | 31.575 | 33.306 | 208.8 |
| 8 | 1'47.133 | 26.323 | 16.274 | 31.416 | 33.120 | 210.9 |
| 9 | 1'47.342 | 26.256 | 16.310 | 31.403 | 33.373 | 208.8 |
| 10 | 1'54.884 P | 28.801 | 18.316 | 36.364 | 31.403 | 165.3 |
| 11 | 2'01.715 | 34.881 | 18.359 | 32.916 | 35.559 | 199.2 |
| 12 | 1'46.874 | 26.268 | 16.107 | 31.509 | 32.990 | 213.0 |
| 13 | 1'46.585 | 26.112 | 16.174 | 31.334 | 32.965 | 211.3 |
| 14 | 1'46.589 | 26.060 | 16.176 | 31.325 | 33.028 | 211.7 |
| 15 | 1'47.217 | 26.082 | 16.281 | 31.614 | 33.240 | 209.3 |
| 16 | 1'49.105 | 26.415 | 16.876 | 31.863 | 33.951 | 206.5 |
| 17 | 1'47.379 | 26.271 | 16.320 | 31.404 | 33.384 | 209.3 |
| | PIT | 28.755 | 20.658 | 36.328 | 30.697 | 160.7 |

20th 70 Joshua WHATLEY MLav Racing GBR
 Runs=2 Total laps=6 Full laps=3 Valid laps=3

| | | | | | | |
|---|-----------------|--------|--------|--------|--------|-------|
| 1 | 7'23.870 | 36.198 | 18.010 | 37.917 | 39.506 | 201.1 |
| 2 | 1'50.549 | 27.030 | 16.672 | 33.123 | 33.724 | 204.9 |
| 3 | 1'47.692 | 26.521 | 16.300 | 31.623 | 33.248 | 206.8 |

Fastest Lap: David ALONSO CFMOTO Gaviota As COL **1'44.509** 25.634 16.047 30.473 32.355

These data/results cannot be reproduced, stored and/or transmitted in whole or in part by any manner of electronic, mechanical, photocopying, recording, broadcasting or otherwise now known or herein after developed without the previous express consent by the copyright owner, except for reproduction in daily press and regular printed publications on sale to the public within 60 days of the event related to those data/results and always provided that copyright symbol appears together as follows below.
 © DORNA, 2024



4423 m.

Jerez Moto2™ & Moto3™ Official Test II

Session 1

Best Partial Times

Moto3™

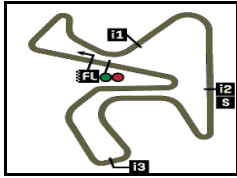
IT Ideal Lap Time, sum of the best partial times

BT Best Lap Time

| T1 | | T2 | | T3 | | T4 | | | | IT | BT | |
|-----|-------------|--------|-------------|--------|-------------|--------|-------------|--------|-----|-------------|----------|---------------|
| Pos | Rider | Time | Rider | Time | Rider | Time | Rider | Time | Pos | Rider | IT | BT |
| 1 | D.ALONSO | 25.460 | C.VEIJER | 15.954 | D.ALONSO | 30.473 | D.ALONSO | 32.355 | 1 | D.ALONSO | 1'44.272 | 1'44.509 (1) |
| 2 | M.BERTELLE | 25.679 | D.ALONSO | 15.984 | M.BERTELLE | 30.644 | C.VEIJER | 32.524 | 2 | M.BERTELLE | 1'45.018 | 1'45.018 (2) |
| 3 | C.VEIJER | 25.689 | D.MUÑOZ | 15.996 | R.YAMANAKA | 30.696 | N.CARRARO | 32.577 | 3 | C.VEIJER | 1'45.020 | 1'45.067 (3) |
| 4 | J.ESTEBAN | 25.705 | S.NEPA | 16.020 | T.SUZUKI | 30.848 | I.ORTOLA | 32.577 | 4 | R.YAMANAKA | 1'45.199 | 1'45.344 (4) |
| 5 | R.YAMANAKA | 25.721 | I.ORTOLA | 16.023 | C.VEIJER | 30.853 | M.BERTELLE | 32.589 | 5 | S.NEPA | 1'45.356 | 1'45.386 (5) |
| 6 | J.KELSO | 25.750 | J.ESTEBAN | 16.078 | S.NEPA | 30.862 | S.NEPA | 32.618 | 6 | T.SUZUKI | 1'45.365 | 1'45.516 (7) |
| 7 | L.LUNETTA | 25.778 | F.FARIOLI | 16.080 | J.KELSO | 30.867 | D.MUÑOZ | 32.621 | 7 | J.KELSO | 1'45.422 | 1'45.482 (6) |
| 8 | T.SUZUKI | 25.785 | R.YAMANAKA | 16.084 | F.FARIOLI | 30.869 | T.SUZUKI | 32.640 | 8 | I.ORTOLA | 1'45.435 | 1'45.524 (8) |
| 9 | F.FARIOLI | 25.802 | T.SUZUKI | 16.092 | J.ESTEBAN | 30.878 | L.LUNETTA | 32.671 | 9 | D.MUÑOZ | 1'45.484 | 1'45.605 (9) |
| 10 | I.ORTOLA | 25.811 | N.CARRARO | 16.105 | L.LUNETTA | 30.883 | J.KELSO | 32.692 | 10 | N.CARRARO | 1'45.487 | 1'45.609 (10) |
| 11 | D.MUÑOZ | 25.822 | M.BERTELLE | 16.106 | N.CARRARO | 30.960 | R.YAMANAKA | 32.698 | 11 | L.LUNETTA | 1'45.536 | 1'45.759 (13) |
| 12 | N.CARRARO | 25.845 | T.BUASRI | 16.107 | R.ROSSI | 30.962 | R.ROSSI | 32.793 | 12 | F.FARIOLI | 1'45.588 | 1'45.622 (11) |
| 13 | R.ROSSI | 25.854 | J.KELSO | 16.113 | S.OGDEN | 30.989 | F.FARIOLI | 32.837 | 13 | J.ESTEBAN | 1'45.601 | 1'45.690 (12) |
| 14 | S.NEPA | 25.856 | X.ZURUTUZA | 16.113 | I.ORTOLA | 31.024 | N.DETTWILER | 32.895 | 14 | R.ROSSI | 1'45.758 | 1'45.851 (14) |
| 15 | S.OGDEN | 25.890 | R.ROSSI | 16.149 | X.ZURUTUZA | 31.042 | T.FURUSATO | 32.896 | 15 | S.OGDEN | 1'45.985 | 1'46.116 (16) |
| 16 | T.FURUSATO | 25.936 | N.DETTWILER | 16.156 | D.MUÑOZ | 31.045 | S.OGDEN | 32.917 | 16 | X.ZURUTUZA | 1'46.074 | 1'46.074 (15) |
| 17 | X.ZURUTUZA | 25.942 | T.FURUSATO | 16.167 | N.DETTWILER | 31.093 | J.ESTEBAN | 32.940 | 17 | N.DETTWILER | 1'46.113 | 1'46.160 (17) |
| 18 | N.DETTWILER | 25.969 | S.OGDEN | 16.189 | T.FURUSATO | 31.155 | T.BUASRI | 32.965 | 18 | T.FURUSATO | 1'46.154 | 1'46.269 (18) |
| 19 | T.BUASRI | 26.060 | L.LUNETTA | 16.204 | T.BUASRI | 31.325 | X.ZURUTUZA | 32.977 | 19 | T.BUASRI | 1'46.457 | 1'46.585 (19) |
| 20 | J.WHATLEY | 26.381 | J.WHATLEY | 16.300 | J.WHATLEY | 31.623 | J.WHATLEY | 33.248 | 20 | J.WHATLEY | 1'47.552 | 1'47.692 (20) |

These data/results cannot be reproduced, stored and/or transmitted in whole or in part by any manner of electronic, mechanical, photocopying, recording, broadcasting or otherwise now known or herein after developed without the previous express consent by the copyright owner, except for reproduction in daily press and regular printed publications on sale to the public within 60 days of the event related to those data/results and always provided that copyright symbol appears together as follows below.

© DORNA, 2024




4423 m.

Jerez Moto2™ & Moto3™ Official Test II

Session 1

Fastest Laps Sequence

| <i>Practice Time</i> |  <i>Rider</i> | <i>Nation</i> | <i>Motorcycle</i> | <i>Time</i> | <i>Km/h</i> | <i>Rider's Lap</i> |
|----------------------|--|---------------|-------------------|-----------------|-------------|--------------------|
| 3'55.053 | 80 David ALONSO | COL | CFMOTO | 1'45.913 | 150.3 | 2 |
| 5'40.703 | 80 David ALONSO | COL | CFMOTO | 1'45.650 | 150.7 | 3 |
| 7'25.639 | 80 David ALONSO | COL | CFMOTO | 1'44.936 | 151.7 | 4 |
| 9'10.456 | 80 David ALONSO | COL | CFMOTO | 1'44.817 | 151.9 | 5 |
| 10'55.186 | 80 David ALONSO | COL | CFMOTO | 1'44.730 | 152.0 | 6 |
| 48'02.098 | 80 David ALONSO | COL | CFMOTO | 1'44.702 | 152.0 | 9 |
| 49'46.736 | 80 David ALONSO | COL | CFMOTO | 1'44.638 | 152.1 | 10 |
| 51'31.245 | 80 David ALONSO | COL | CFMOTO | 1'44.509 | 152.3 | 11 |

These data/results cannot be reproduced, stored and/or transmitted in whole or in part by any manner of electronic, mechanical, photocopying, recording, broadcasting or otherwise now known or herein after developed without the previous express consent by the copyright owner, except for reproduction in daily press and regular printed publications on sale to the public within 60 days of the event related to those data/results and always provided that copyright symbol appears together as follows below.

© DORNA, 2024

Official MotoGP Timing by TISSOT
www.motogp.com



Jerez de la Frontera, Tuesday, April 30, 2024