


Jerez Moto2™ & Moto3™ Official Test II

Session 3

Classification

10

	Rider	Nation	Team	Motorcycle	Time	Lap	Total	Gap	Top Speed
1	96 Jake DIXON	GBR	CFMOTO Aspar Team	KALEX	1'40.394	11	19		246.5
2	35 Somkiat CHANTRA	THA	IDEMITSU Honda Team Asia	KALEX	1'40.578	23	25	0.184 0.184	244.8
3	14 Tony ARBOLINO	ITA	Elf Marc VDS Racing Team	KALEX	1'40.605	21	25	0.211 0.027	247.7
4	81 Senna AGIUS	AUS	Liqui Moly Husqvarna Intact GP	KALEX	1'40.675	26	28	0.281 0.070	244.8
5	84 Zonta VD GOORBERGH	NED	RW-Idrofoglia Racing GP	KALEX	1'40.809	14	17	0.415 0.134	243.2
6	3 Sergio GARCIA	SPA	MT Helmets - MSI	BOSCOSCURO	1'40.815	23	23	0.421 0.006	248.2
7	12 Filip SALAC	CZE	Elf Marc VDS Racing Team	KALEX	1'41.015	21	26	0.621 0.200	246.5
8	7 Barry BALTUS	BEL	RW-Idrofoglia Racing GP	KALEX	1'41.040	17	20	0.646 0.025	246.5
9	28 Izan GUEVARA	SPA	CFMOTO Aspar Team	KALEX	1'41.122	25	27	0.728 0.082	246.0
10	17 Daniel MUÑOZ	SPA	Pertamina Mandalika GAS UP Tea	KALEX	1'41.168	25	28	0.774 0.046	246.0
11	53 Deniz ÖNCÜ	TUR	Red Bull KTM Ajo	KALEX	1'41.370	6	29	0.976 0.202	248.8
12	52 Jeremy ALCOBA	SPA	Yamaha VR46 Master Camp Team	KALEX	1'41.474	16	21	1.080 0.104	246.0
13	15 Darryn BINDER	RSA	Liqui Moly Husqvarna Intact GP	KALEX	1'41.478	18	21	1.084 0.004	248.2
14	10 Diogo MOREIRA	BRA	Italtrans Racing Team	KALEX	1'41.546	26	26	1.152 0.068	245.4
15	22 Ayumu SASAKI	JPN	Yamaha VR46 Master Camp Team	KALEX	1'41.672	20	21	1.278 0.126	248.8
16	11 Alex ESCRIG	SPA	KLINT Forward Factory Team	FORWARD	1'42.025	10	18	1.631 0.353	245.4
17	13 Celestino VIETTI	ITA	Red Bull KTM Ajo	KALEX	1'42.046	7	9	1.652 0.021	244.8
18	5 Jaume MASIA	SPA	Pertamina Mandalika GAS UP Tea	KALEX	1'42.057	19	20	1.663 0.011	246.0
19	34 Mario AJI	INA	IDEMITSU Honda Team Asia	KALEX	1'42.060	3	15	1.666 0.003	242.6
20	23 Marcel SCHROTTER	GER	Italtrans Racing Team	KALEX	1'42.765	14	26	2.371 0.705	244.3
21	43 Xavier ARTIGAS	SPA	KLINT Forward Factory Team	FORWARD	1'42.873	7	19	2.479 0.108	246.5
Not classified									
	20 Xavi CARDELUS	AND	Fantic Racing	KALEX					
	79 Ai OGURA	JPN	MT Helmets - MSI	BOSCOSCURO					

Practice condition: Dry

Air: 18°

Humidity: 57%

Ground: 27°

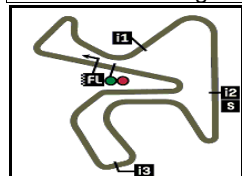
Fastest Lap:	Lap: 11	Jake DIXON	1'40.394	158.6 Km/h
Best Race Lap:	2024	Joe ROBERTS	1'41.020	157.6 Km/h
All Time Lap Record:	2024	Jake DIXON	1'40.394	158.6 Km/h

The results are provisional until the end of the limit for protest and appeals.

Time limit for protest expires 60' after publication of the results - Time:

These data/results cannot be reproduced, stored and/or transmitted in whole or in part by any manner of electronic, mechanical, photocopying, recording, broadcasting or otherwise now known or herein after developed without the previous express consent by the copyright owner, except for reproduction in daily press and regular printed publications on sale to the public within 60 days of the event related to those data/results and always provided that copyright symbol appears together as follows below.

© DORNA, 2024




4423 m.

Jerez Moto2™ & Moto3™ Official Test II

Session 3

Combined Practice Times

11

	Rider	Nation	Team	MOTORCYCLE	FP2	FP3	Gap
1	96 J.DIXON	GBR	CFMOTO Aspar Team	KALEX	1'40.886	16 1'40.394	11
2	35 S.CHANTRA	THA	IDEMITSU Honda Team Asia	KALEX	1'40.951	8 1'40.578	23 0.184 0.184
3	14 T.ARBOLINO	ITA	Elf Marc VDS Racing Team	KALEX	1'41.007	25 1'40.605	21 0.211 0.027
4	81 S.AGIUS	AUS	Liqui Moly Husqvarna Intact GP	KALEX	1'41.060	21 1'40.675	26 0.281 0.070
5	3 S.GARCIA	SPA	MT Helmets - MSI	BOSCOSCURO	1'40.740	13 1'40.815	23 0.346 0.065
6	28 I.GUEVARA	SPA	CFMOTO Aspar Team	KALEX	1'40.794	22 1'41.122	25 0.400 0.054
7	84 Z.VD GOORBERG	NED	RW-Idrofoglia Racing GP	KALEX	1'41.350	3 1'40.809	14 0.415 0.015
8	13 C.VIETTI	ITA	Red Bull KTM Ajo	KALEX	1'40.935	21 1'42.046	7 0.541 0.126
9	12 F.SALAC	CZE	Elf Marc VDS Racing Team	KALEX	1'41.197	22 1'41.015	21 0.621 0.080
10	7 B.BALTUS	BEL	RW-Idrofoglia Racing GP	KALEX	1'41.052	19 1'41.040	17 0.646 0.025
11	15 D.BINDER	RSA	Liqui Moly Husqvarna Intact GP	KALEX	1'41.060	26 1'41.478	18 0.666 0.020
12	17 D.MUÑOZ	SPA	Pertamina Mandalika GAS UP Team	KALEX	1'41.850	13 1'41.168	25 0.774 0.108
13	53 D.ÖNCÜ	TUR	Red Bull KTM Ajo	KALEX	1'41.227	7 1'41.370	6 0.833 0.059
14	79 A.OGURA	JPN	MT Helmets - MSI	BOSCOSCURO	1'41.292	17	0.898 0.065
15	10 D.MOREIRA	BRA	Italtrans Racing Team	KALEX	1'41.308	25 1'41.546	26 0.914 0.016
16	52 J.ALCOBA	SPA	Yamaha VR46 Master Camp Team	KALEX	1'41.654	16 1'41.474	16 1.080 0.166
17	22 A.SASAKI	JPN	Yamaha VR46 Master Camp Team	KALEX	1'42.000	17 1'41.672	20 1.278 0.198
18	5 J.MASIA	SPA	Pertamina Mandalika GAS UP Team	KALEX	1'41.948	20 1'42.057	19 1.554 0.276
19	34 M.AJI	INA	IDEMITSU Honda Team Asia	KALEX	1'41.998	16 1'42.060	3 1.604 0.050
20	11 A.ESCRIG	SPA	KLINT Forward Factory Team	FORWARD	1'42.523	13 1'42.025	10 1.631 0.027
21	23 M.SCHROTTER	GER	Italtrans Racing Team	KALEX	1'42.305	20 1'42.765	14 1.911 0.280
22	20 X.CARDELUS	AND	Fantic Racing	KALEX	1'42.568	12	2.174 0.263
23	43 X.ARTIGAS	SPA	KLINT Forward Factory Team	FORWARD	1'43.185	3 1'42.873	7 2.479 0.305

Pole Position Record:	2021	Remy GARDNER	1'40.667	158.1 Km/h
Best Race Lap:	2024	Joe ROBERTS	1'41.020	157.6 Km/h
All Time Lap Record:	2024	Jake DIXON	1'40.394	158.6 Km/h

The results are provisional until the end of the limit for protest and appeals.

Time limit for protest expires 60' after publication of the results - Time:

These data/results cannot be reproduced, stored and/or transmitted in whole or in part by any manner of electronic, mechanical, photocopying, recording, broadcasting or otherwise now known or herein after developed without the previous express consent by the copyright owner, except for reproduction in daily press and regular printed publications on sale to the public within 60 days of the event related to those data/results and always provided that copyright symbol appears together as follows below.

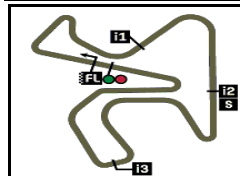
© DORNA, 2024

Official MotoGP Timing by TISSOT

www.motogp.com

Jerez de la Frontera, Tuesday, April 30, 2024





4423 m.

Jerez Moto2™ & Moto3™ Official Test II

Session 3

Top Speed & Average

12



Rider	Nation	Motorcycle	Top 5 speeds					Average	Top
22 Ayumu SASAKI	JPN	KALEX	248.8	247.7	247.7	247.1	247.1	247.7	248.8
53 Deniz ÖNCÜ	TUR	KALEX	248.8	247.7	247.7	247.1	246.5	247.1	248.8
3 Sergio GARCIA	SPA	BOSCOSCURO	248.2	247.7	247.7	247.1	247.1	247.4	248.2
15 Darryn BINDER	RSA	KALEX	248.2	247.7	247.1	247.1	246.5	247.2	248.2
14 Tony ARBOLINO	ITA	KALEX	247.7	247.7	246.0	245.4	244.8	246.1	247.7
7 Barry BALTUS	BEL	KALEX	246.5	245.4	244.3	243.2	243.2	244.3	246.5
12 Filip SALAC	CZE	KALEX	246.5	245.4	244.8	244.8	244.8	245.3	246.5
43 Xavier ARTIGAS	SPA	FORWARD	246.5	244.8	244.8	244.3	243.7	244.8	246.5
96 Jake DIXON	GBR	KALEX	246.5	246.0	246.0	246.0	245.4	245.8	246.5
5 Jaume MASIA	SPA	KALEX	246.0	246.0	244.8	244.8	244.3	245.2	246.0
17 Daniel MUÑOZ	SPA	KALEX	246.0	244.8	244.8	244.8	243.7	244.6	246.0
28 Izan GUEVARA	SPA	KALEX	246.0	246.0	246.0	245.4	245.4	245.8	246.0
52 Jeremy ALCOBA	SPA	KALEX	246.0	243.7	243.7	242.6	242.6	243.7	246.0
10 Diogo MOREIRA	BRA	KALEX	245.4	244.3	243.2	242.6	242.1	243.5	245.4
11 Alex ESCRIG	SPA	FORWARD	245.4	244.8	244.3	242.6	242.6	243.9	245.4
13 Celestino VIETTI	ITA	KALEX	244.8	243.7	243.2	242.6	242.6	243.4	244.8
35 Somkiat CHANTRA	THA	KALEX	244.8	244.8	244.3	244.3	244.3	244.5	244.8
81 Senna AGIUS	AUS	KALEX	244.8	243.7	243.7	243.2	243.2	243.7	244.8
23 Marcel SCHROTTER	GER	KALEX	244.3	243.7	243.7	243.7	243.7	243.8	244.3
84 Zonta VD GOORBERGH	NED	KALEX	243.2	242.6	242.6	242.6	242.1	242.4	243.2
34 Mario AJI	INA	KALEX	242.6	242.6	242.1	242.1	241.6	242.2	242.6

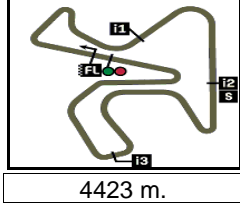
These data/results cannot be reproduced, stored and/or transmitted in whole or in part by any manner of electronic, mechanical, photocopying, recording, broadcasting or otherwise now known or herein after developed without the previous express consent by the copyright owner, except for reproduction in daily press and regular printed publications on sale to the public within 60 days of the event related to those data/results and always provided that copyright symbol appears together as follows below.

© DORNA, 2024

Official MotoGP Timing by TISSOT
www.motogp.com



Jerez de la Frontera, Tuesday, April 30, 2024



Jerez Moto2™ & Moto3™ Official Test II
Session 3
Chronological Analysis of Performances

13

* Lap / Sector time cancelled T1 Time from finish line to 1st intermediate T3 Time from 2nd intermed. to 3rd intermed.
 P Crossing the finish line in pit lane T2 Time from 1st intermed. to 2nd intermed. T4 Time from 3rd intermediate to finish line

Lap	Lap Time	T1	T2	T3	T4	Speed	Lap	Lap Time	T1	T2	T3	T4	Speed	
1st	96	Jake DIXON CFMOTO Aspar Team GBR						22	1'40.628	24.908	15.068	29.689	30.963	244.3
		Runs=4 Total laps=19 Full laps=12 Valid laps=12						23	1'40.578	24.898	15.077	29.702	30.901	244.3
1	2'12.287	28.434	15.518	30.606	31.954	243.7	24	1'40.959	24.923	15.156	29.862	31.018	243.7	
2	1'42.513	25.424	15.352	30.256	31.481	246.0	25	1'40.771	24.895	15.077	29.779	31.020	244.3	
3	1'42.191	25.263	15.264	30.267	31.397	246.0	3rd							
4	1'44.839 P	30.085	16.484	31.011	27.259	243.2	14	Tony ARBOLINO Elf Marc VDS Racing ITA						
5	1'46.030	27.954	15.438	30.798	31.840	243.7		Runs=3 Total laps=25 Full laps=20 Valid laps=20						
6	1'42.234	25.275	15.316	30.271	31.372	245.4	1	2'30.776	31.016	15.601	31.182	31.663	240.0	
7	1'41.844	25.107	15.283	30.095	31.359	244.8	2	1'41.247	25.051	15.228	29.900	31.068	243.7	
8	1'38.587 P	25.194	15.255	30.372	27.766	244.3	3	1'41.580	24.982	15.220	30.077	31.301	243.2	
9	1'44.366	27.626	15.280	30.227	31.233	244.3	4	1'41.444	25.058	15.253	29.988	31.145	243.2	
10	1'40.824	24.910	15.146	29.818	30.950	246.0	5	1'41.066	24.961	15.201	29.915	30.989	244.8	
11	1'40.394	24.768	15.012	29.736	30.878	244.3	6	1'41.311	24.997	15.229	29.916	31.169	243.2	
12	23'43.816 P	25.926	15.279			245.4	7	1'47.766	25.069	15.241	35.130	32.326	245.4	
13	1'46.440	28.417	15.566	30.893	31.564	242.1	8	1'42.061	25.183	15.299	30.100	31.479	242.1	
14	1'41.691	25.285	15.166	30.016	31.224	246.5	9	1'41.836	25.044	15.250	30.106	31.436	243.2	
15	1'41.106	24.939	15.100	29.971	31.096	244.8	10	1'39.277 P	26.212	15.784	30.710	26.571	234.2	
16	1'41.262	24.986	15.148	30.058	31.070	244.3	11	1'45.965	27.819	15.584	30.691	31.871	240.0	
17	1'41.156	24.988	15.179	29.927	31.062	243.7	12	1'42.897	25.390	15.368	30.509	31.630	243.2	
18	1'41.099	25.021	15.096	29.903	31.079	245.4	13	1'44.336	26.494	15.464	30.599	31.779	242.1	
19	1'41.155	25.006	15.173	29.952	31.024	245.4	14	1'42.067	25.217	15.270	30.233	31.347	243.2	
	PIT	27.135	15.927	31.103	28.522	240.0	15	1'42.041	25.195	15.330	30.185	31.331	241.6	
							16	1'41.983	25.182	15.262	30.172	31.367	243.2	
2nd	35	Somkiat CHANTRA IDEMITSU Honda Tea THA						17	1'44.193	26.268	15.511	30.705	31.709	240.5
		Runs=4 Total laps=25 Full laps=18 Valid laps=18						18	1'42.495 P	25.960	16.016	31.438	29.081	228.3
1	2'15.155	27.808	15.583	30.925	31.623	240.5	19	1'51.859	30.352	16.161	33.974	31.372	237.8	
2	1'41.980	25.426	15.245	30.122	31.187	244.3	20	1'40.952	24.984	15.094	29.823	31.051	244.8	
3	1'42.021	25.448	15.233	30.081	31.259	244.8	21	1'40.605	24.797	15.096	29.816	30.896	246.0	
4	1'41.828	25.229	15.304	30.093	31.202	243.7	22	1'41.044	24.904	15.095	29.959	31.086	247.7	
5	1'41.883	25.314	15.217	30.013	31.339	242.6	23	1'40.846	24.871	15.025	29.933	31.017	247.7	
6	1'41.458	25.058	15.235	29.945	31.220	243.2	24	1'41.469	24.967	15.259	30.030	31.213	243.7	
7	1'38.795 P	25.450	16.003	30.970	26.372	222.6	25	1'41.508	25.005	15.292	29.976	31.235	244.3	
8	1'45.700	28.580	15.557	30.253	31.310	237.8	4th							
9	1'40.762	24.896	15.054	29.726	31.086	244.8	81	Senna AGIUS Liqui Moly Husqvarna AUS						
10	1'40.885	25.020	15.102	29.722	31.041	243.7		Runs=5 Total laps=28 Full laps=19 Valid laps=19						
11	1'40.887	24.888	15.150	29.799	31.050	243.7	1	2'27.785	31.158	15.859	31.215	31.856	235.8	
12	1'41.725	25.014	15.195	30.168	31.348	242.6	2	1'42.107	25.241	15.268	30.269	31.329	242.6	
13	1'41.400	25.000	15.197	29.954	31.249	243.2	3	1'42.154	25.257	15.359	30.270	31.268	240.5	
14	1'36.376 P	24.983	15.183	29.977	26.233	242.6	4	1'41.896	25.203	15.305	30.191	31.197	240.5	
15	1'46.224	28.716	15.569	30.555	31.384	241.0	5	1'41.657	25.125	15.283	30.082	31.167	241.0	
16	1'41.874	25.266	15.253	30.112	31.243	241.0	6	1'41.209 P	26.484	15.628	30.880	28.217	242.1	
17	1'41.795	25.175	15.255	30.154	31.211	242.6	7	1'45.435	27.568	15.613	30.644	31.610	239.4	
18	1'41.461	25.134	15.190	30.054	31.083	243.7	8	1'39.561 P	26.498	15.579	30.504	26.980	241.6	
19	1'41.179	24.907	15.178	30.057	31.037	242.6	9	1'45.652	27.958	15.501	30.501	31.692	240.5	
20	1'39.055 P	25.017	15.159	31.526	27.353	243.7	10	1'40.950	25.034	15.141	29.806	30.969	242.1	
21	1'45.216	28.006	15.421	30.344	31.445	240.5	11	1'40.841	24.856	15.234	29.814	30.937	243.2	

Fastest Lap: Jake DIXON CFMOTO Aspar Team GBR **1'40.394** 24.768 15.012 29.736 30.878

These data/results cannot be reproduced, stored and/or transmitted in whole or in part by any manner of electronic, mechanical, photocopying, recording, broadcasting or otherwise now known or herein after developed without the previous express consent by the copyright owner, except for reproduction in daily press and regular printed publications on sale to the public within 60 days of the event related to those data/results and always provided that copyright symbol appears together as follows below.
 © DORNA, 2024

Session 3

Moto2

Lap	Lap Time	T1	T2	T3	T4	Speed	Lap	Lap Time	T1	T2	T3	T4	Speed
12	1'41.601	24.946	15.219	30.022	31.414	242.1	16	1'41.194	25.095	15.155	29.992	30.952	247.1
13	1'41.206	24.948	15.143	30.040	31.075	243.7	17	1'41.265	24.960	15.167	30.178	30.960	247.1
14	1'40.972	24.942	15.153	29.919	30.958	244.8	18	1'44.706	25.019	15.185	33.083	31.419	246.5
15	1'40.934	24.874	15.163	29.890	31.007	241.6	19	1'40.960	24.997	15.097	29.982	30.884	248.2
16	1'38.617 P	26.590	15.659	30.349	26.019	240.0	20	1'40.903	24.986	15.144	29.967	30.806	247.1
17	1'45.603	28.187	15.444	30.495	31.477	240.0	21	1'40.850	24.962	15.107	29.922	30.859	247.7
18	1'41.034	24.958	15.181	29.875	31.020	242.1	22	1'40.879	24.906	15.115	29.931	30.927	247.1
19	1'41.360	25.005	15.172	30.081	31.102	243.2	23	1'40.815	24.952	15.127	29.852	30.884	247.7
20	1'41.180	24.989	15.235	29.840	31.116	241.0		PIT	24.984	15.194	30.034	31.667	246.0
21	1'41.481	25.093	15.251	29.944	31.193	241.0	7th 12 Filip SALAC Elf Marc VDS Racing CZE						
22	1'41.305	24.978	15.184	30.042	31.101	242.6	Runs=5 Total laps=26 Full laps=19 Valid laps=19						
23	1'36.827 P	25.026	15.323	29.970	26.508	240.5	1	4'22.832	31.255	15.782	31.527	34.758	241.0
24	1'48.040	29.851	15.823	30.787	31.579	240.0	2	1'44.341	25.657	15.587	31.100	31.997	241.0
25	1'40.980	24.986	15.166	29.828	31.000	243.7	3	1'42.694	25.301	15.420	30.380	31.593	241.6
26	1'40.675	24.772	15.164	29.875	30.864	242.6	4	1'42.478	25.280	15.395	30.328	31.475	243.2
27	1'42.198	24.931	15.226	30.019	32.022	242.6	5	1'41.114 P	25.277	15.407	30.403	30.027	243.7
28	1'41.250	24.933	15.195	29.975	31.147	241.6	6	1'46.764	29.006	15.474	30.822	31.462	243.2
5th 84 Zonta VD GOORBE RW-Idrofoglia Racing NED													
Runs=4 Total laps=17 Full laps=10 Valid laps=10													
1	5'42.170	30.399	15.412	30.825	31.666	242.6	7	1'41.393	25.048	15.197	29.926	31.222	243.7
2	1'42.004	25.262	15.339	30.102	31.301	242.6	8	1'41.148	24.920	15.218	29.916	31.094	243.2
3	1'42.257	25.086	15.267	30.108	31.796	243.2	9	1'41.470	24.975	15.191	30.069	31.235	244.3
4	1'41.766	24.988	15.216	30.222	31.340	242.6	10	1'41.753	25.043	15.317	30.038	31.355	243.2
5	1'44.054 P	29.260	15.632	31.122	28.040	241.0	11	1'41.762	25.086	15.286	30.118	31.272	244.3
6	1'48.727	30.291	15.502	31.197	31.737	240.5	12	1'41.730	25.158	15.317	30.019	31.236	243.7
7	1'42.637	25.223	15.388	30.510	31.516	240.5	13	1'41.497	25.034	15.308	30.003	31.152	242.1
8	1'41.657	25.068	15.294	30.107	31.188	242.1	14	1'41.724	25.066	15.376	29.976	31.306	242.6
9	1'40.903 P	25.636	15.697	31.296	28.274	235.8	15	1'41.844	25.185	15.292	30.083	31.284	243.7
10	1'47.277	28.128	15.728	30.893	32.528	239.4	16	1'41.750	25.060	15.296	29.983	31.411	243.2
11	1'38.492 P	25.584	15.335	30.227	27.346	242.1	17	1'41.812	25.076	15.312	30.047	31.377	243.7
12	1'47.124	29.726	15.549	30.361	31.488	239.4	18	1'41.889	25.056	15.276	30.160	31.397	244.8
13	1'41.233	24.956	15.269	29.859	31.149	241.0	19	1'42.647 P	25.221	15.887	32.302	29.237	238.9
14	1'40.809	24.856	15.189	29.830	30.934	242.1	20	1'47.394	29.652	15.361	30.691	31.690	244.8
15	1'44.834	27.236	15.454	30.677	31.467	241.6	21	1'41.015	25.002	15.137	29.790	31.086	245.4
16	1'41.860	24.984	15.287	30.115	31.474	241.0	22	1'41.862	24.984	15.193	30.164	31.521	246.5
17	1'41.458	24.994	15.217	29.970	31.277	242.1	23	1'41.853	25.031	15.238	30.195	31.389	243.7
	PIT	29.441	15.809	32.805	31.100	239.4	24	1'41.476	24.997	15.224	30.018	31.237	244.8
							25	1'48.021 P	29.381	16.008	32.299	30.333	242.1
							26	1'43.507 P	29.108	15.696	31.113	27.590	242.6
								PIT	30.387	15.768	32.559	30.304	243.7
6th 3 Sergio GARCIA MT Helmets - MSI SPA													
Runs=3 Total laps=23 Full laps=18 Valid laps=18													
1	4'50.850	29.515	15.665	30.960	31.658	242.6	8th 7 Barry BALTUS RW-Idrofoglia Racing BEL						
2	1'42.643	25.426	15.346	30.504	31.367	243.7	Runs=3 Total laps=20 Full laps=15 Valid laps=15						
3	1'42.135	25.172	15.254	30.495	31.214	245.4	1	2'31.746	29.587	15.752	35.278	31.711	236.8
4	1'41.814	25.186	15.243	30.172	31.213	245.4	2	1'41.449	25.088	15.264	29.933	31.164	243.2
5	1'41.533	25.100	15.246	30.159	31.028	246.0	3	1'41.842	25.099	15.191	30.278	31.274	244.3
6	1'41.948	25.115	15.411	30.245	31.177	243.7	4	1'41.700	24.944	15.347	30.059	31.350	240.5
7	1'41.499	25.056	15.233	30.146	31.064	246.0	5	1'41.833	25.161	15.415	30.052	31.205	237.8
8	1'44.764 P	27.249	17.628	31.221	28.666	236.3	6	1'41.959	25.222	15.284	30.181	31.272	243.2
9	1'47.630	29.684	15.282	30.239	32.425	245.4	7	1'42.246	25.197	15.334	30.428	31.287	242.1
10	1'41.542	25.199	15.214	30.121	31.008	244.3	8	1'38.533 P	25.294	15.404	30.363	27.472	240.5
11	1'42.245	25.210	15.315	30.101	31.619	243.7	9	1'44.828	27.324	15.513	30.478	31.513	237.3
12	1'41.714	25.269	15.205	30.140	31.100	244.3	10	1'41.982	25.137	15.306	30.155	31.384	242.6
13	2'14.011 P	25.029	15.221	1'01.948	31.813	247.1	11	1'42.230	25.324	15.322	30.189	31.395	242.6
14	1'45.321	28.557	15.227	30.284	31.253	245.4	12	1'42.339	25.235	15.360	30.339	31.405	241.6
15	1'41.361	25.095	15.154	30.141	30.971	246.5	13	1'41.051 P	25.347	15.409	31.197	29.098	241.0
							14	1'52.025	28.003	15.651	33.550	34.821	237.8

Fastest Lap: Jake DIXON CFMOTO Aspar Team GBR **1'40.394** 24.768 15.012 29.736 30.878

These data/results cannot be reproduced, stored and/or transmitted in whole or in part by any manner of electronic, mechanical, photocopying, recording, broadcasting or otherwise now known or herein after developed without the previous express consent by the copyright owner, except for reproduction in daily press and regular printed publications on sale to the public within 60 days of the event related to those data/results and always provided that copyright symbol appears together as follows below.
© DORNA, 2024

Session 3

Moto2

Lap	Lap Time	T1	T2	T3	T4	Speed	Lap	Lap Time	T1	T2	T3	T4	Speed
15	1'41.995	25.241	15.386	30.278	31.090	241.0	16	1'39.516 P	25.845	15.725	31.318	26.628	241.0
16	1'41.625	25.145	15.193	30.217	31.070	242.6	17	1'47.241	28.162	15.465	31.595	32.019	243.2
17	1'41.040	24.994	15.096	29.919	31.031	245.4	18	1'43.085	25.446	15.358	30.537	31.744	239.4
18	1'41.140	24.934	15.099	30.055	31.052	246.5	19	1'42.250	25.271	15.203	30.367	31.409	244.8
19	1'43.523	25.378	15.332	30.871	31.942	240.5	20	1'41.971	25.262	15.207	30.322	31.180	246.0
20	1'41.372	25.048	15.185	29.997	31.142	243.2	21	1'42.000	25.221	15.222	30.291	31.266	242.6
	PIT	25.145	15.313	32.217	27.430	242.6	22	1'40.689 P	26.669	15.616	31.295	27.109	242.6
9th 28 Izan GUEVARA CFMOTO Aspar Team SPA Runs=2 Total laps=27 Full laps=24 Valid laps=24							23 1'46.609 28.422 15.524 31.079 31.584 241.6						
1	3'15.140	28.729	15.346	30.616	31.437	242.1	24	1'41.536	25.180	15.204	30.119	31.033	243.2
2	1'41.564	25.165	15.141	29.989	31.269	244.3	25	1'41.168	25.023	15.150	30.063	30.932	244.8
3	1'41.726	25.229	15.212	30.180	31.105	242.6	26	1'41.332	25.033	15.126	30.157	31.016	243.7
4	1'41.500	25.116	15.138	30.018	31.228	243.7	27	1'43.046	25.283	15.207	30.900	31.656	243.7
5	1'41.551	25.134	15.206	30.086	31.125	243.7	28	1'42.351		30.373	31.476	244.8	
6	1'41.604	25.135	15.125	30.156	31.188	244.8	11th 53 Deniz ÖNCÜ Red Bull KTM Ajo TUR Runs=3 Total laps=29 Full laps=24 Valid laps=24						
7	1'42.002	25.323	15.153	30.153	31.373	244.8	1	2'16.554	27.780	15.461	30.448	31.981	243.7
8	1'41.783	25.246	15.130	30.197	31.210	245.4	2	1'42.007	25.396	15.137	30.162	31.312	247.7
9	1'41.795	25.189	15.181	30.131	31.294	243.7	3	1'42.345	25.158	15.231	30.112	31.844	246.5
10	1'42.160	25.226	15.189	30.169	31.576	243.2	4	1'41.537	25.133	15.184	29.987	31.233	246.5
11	1'41.934	25.289	15.211	30.118	31.316	243.2	5	1'41.536	25.132	15.245	29.915	31.244	247.1
12	1'42.067	25.302	15.241	30.215	31.309	244.8	6	1'41.370	25.101	15.163	29.891	31.215	248.8
13	1'41.761	25.239	15.139	30.150	31.233	243.7	7	1'41.636	25.021	15.281	30.051	31.283	246.0
14	1'41.846	25.277	15.203	30.091	31.275	244.8	8	1'41.777	25.174	15.266	30.026	31.311	244.3
15	1'41.701	25.308	15.164	30.015	31.214	244.8	9	1'42.939	25.251	15.301	30.117	32.270	244.3
16	1'41.931	25.233	15.156	30.220	31.322	243.7	10	1'41.737	25.216	15.226	29.849	31.446	246.0
17	1'42.026	25.277	15.154	30.253	31.342	246.0	11	1'37.304 P	25.249	15.315	30.199	26.541	244.3
18	1'42.213	25.266	15.209	30.298	31.440	244.8	12	1'52.790	32.972	17.596	30.587	31.635	233.2
19	1'42.289	25.406	15.277	30.312	31.294	243.7	13	1'42.996	25.306	15.338	30.234	32.118	244.8
20	1'42.125	25.372	15.200	30.267	31.286	243.2	14	1'42.439	25.213	15.262	30.254	31.710	245.4
21	1'42.293	25.440	15.251	30.254	31.348	242.6	15	1'42.302	25.262	15.408	30.188	31.444	244.3
22	1'42.226	25.302	15.308	30.322	31.294	244.8	16	1'42.120	25.206	15.353	30.115	31.446	245.4
23	1'41.808 P	27.368	15.627	31.491	27.322	241.0	17	1'42.104	25.300	15.330	30.219	31.255	245.4
24	1'48.952	29.410	17.130	30.995	31.417	191.1	18	1'42.608	25.388	15.457	30.200	31.563	244.8
25	1'41.122	25.119	15.016	29.974	31.013	246.0	19	1'42.160	25.218	15.349	30.068	31.525	245.4
26	1'41.215	25.094	15.032	30.048	31.041	246.0	20	1'42.326	25.252	15.336	30.106	31.632	245.4
27	1'44.562	27.079	15.736	30.399	31.348	237.8	21	1'42.266	25.234	15.307	30.227	31.498	246.5
	PIT	25.212	15.170	31.689	27.586	245.4	22	1'39.006 P	25.412	15.532	30.449	27.613	243.7
10th 17 Daniel MUÑOZ Pertamina Mandalika SPA Runs=4 Total laps=28 Full laps=21 Valid laps=21							23 1'45.188 28.291 15.290 30.093 31.514 246.5						
1	2'20.183	27.577	15.580	30.937	31.923	242.1	24	1'41.713	25.121	15.192	30.012	31.388	247.7
2	1'43.377	25.594	15.459	30.641	31.683	243.2	25	1'42.708	25.352	15.275	30.456	31.625	246.0
3	1'43.243	25.530	15.357	30.701	31.655	242.6	26	1'41.651	25.181	15.269	29.980	31.221	246.0
4	1'42.875	25.394	15.380	30.602	31.499	241.6	27	1'42.037	25.213	15.210	30.014	31.600	246.0
5	1'42.434	25.384	15.362	30.387	31.301	241.0	28	1'42.313	25.280	15.375	30.181	31.477	243.2
6	1'42.530	25.401	15.268	30.469	31.392	242.6	29	1'42.407	25.296	15.380	30.080	31.651	246.5
7	1'42.696	25.458	15.428	30.456	31.354	242.6	12th 52 Jeremy ALCOBA Yamaha VR46 Master SPA Runs=4 Total laps=21 Full laps=14 Valid laps=14						
8	1'40.371 P	26.725	15.656	30.822	27.168	242.1	1	2'39.116	28.169	15.627	30.763	31.603	240.0
9	1'46.610	27.908	15.457	30.830	32.415	240.5	2	1'42.347	25.433	15.309	30.287	31.318	243.7
10	1'42.587	25.362	15.380	30.441	31.404	242.6	3	1'42.146	25.197	15.315	30.373	31.261	241.6
11	1'42.150	25.294	15.268	30.359	31.229	242.1	4	1'41.857	25.140	15.318	30.149	31.250	242.6
12	1'42.156	25.296	15.301	30.342	31.217	242.6	5	1'41.761	25.140	15.351	30.095	31.175	243.7
13	1'43.000	25.432	15.272	30.748	31.548	242.6	6	1'37.206 P	25.192	15.388	30.210	26.416	242.1
14	1'42.244	25.232	15.314	30.328	31.370	242.1	7	1'47.215	29.128	15.531	30.902	31.654	239.4
15	1'42.377	25.251	15.332	30.400	31.394	242.6	8	1'42.890	25.359	15.411	30.401	31.719	241.0

Fastest Lap: Jake DIXON CFMOTO Aspar Team GBR 1'40.394 24.768 15.012 29.736 30.878

These data/results cannot be reproduced, stored and/or transmitted in whole or in part by any manner of electronic, mechanical, photocopying, recording, broadcasting or otherwise now known or herein after developed without the previous express consent by the copyright owner, except for reproduction in daily press and regular printed publications on sale to the public within 60 days of the event related to those data/results and always provided that copyright symbol appears together as follows below.
© DORNA, 2024

Session 3

Moto2

Lap	Lap Time	T1	T2	T3	T4	Speed	Lap	Lap Time	T1	T2	T3	T4	Speed
9	1'42.564	25.327	15.367	30.389	31.481	242.6	17	1'45.197	27.390	15.484	30.479	31.844	240.0
10	1'42.599	25.347	15.461	30.362	31.429	241.0	18	1'44.652	25.253	15.359	30.285	33.755	241.6
11	1'37.464 P	25.374	15.405	30.260	26.425	241.0	19	1'43.529	25.789	15.528	30.533	31.679	236.8
12	1'54.190	29.878	17.027	34.115	33.170	188.4	20	1'42.433	25.178	15.412	30.354	31.489	239.4
13	1'45.902	25.661	15.348	30.339	34.554	241.6	21	1'42.877	25.390	15.425	30.339	31.723	240.5
14	1'41.774	25.230	15.307	30.101	31.136	241.6	22	1'42.152	25.243	15.301	30.208	31.400	241.6
15	1'41.749	25.136	15.306	30.196	31.111	241.6	23	1'40.767 P	26.212	15.826	31.527	27.202	239.4
16	1'41.474	25.039	15.285	29.995	31.155	241.6	24	1'51.884	27.404	15.443	32.162	36.875	240.5
17	1'41.740	25.065	15.338	30.206	31.131	240.5	25	1'42.049	25.171	15.351	30.192	31.335	238.9
18	1'41.823	25.115	15.324	30.054	31.330	241.6	26	1'41.546	25.032	15.245	29.992	31.277	242.6
19	18'08.662 P	25.056	15.896			200.0	15th 22 Ayumu SASAKI Yamaha VR46 Master JPN Runs=4 Total laps=21 Full laps=14 Valid laps=14						
20	1'46.369	29.389	15.425	30.407	31.148	240.0	1	2'12.457	30.963	16.072	31.677	32.403	241.6
21	1'41.532	25.183	15.152	30.014	31.183	246.0	2	1'42.524	25.415	15.302	30.342	31.465	247.7
13th 15 Darryn BINDER Liqui Moly Husqvarna RSA Runs=3 Total laps=21 Full laps=16 Valid laps=16						3	1'42.205	25.227	15.224	30.298	31.456	248.8	
1	2'31.518	35.388	15.684	31.343	31.651	244.3	4	1'47.125	26.967	16.181	31.965	32.012	238.4
2	1'41.518	25.262	15.170	29.889	31.197	247.1	5	1'42.204	25.356	15.256	30.159	31.433	247.7
3	1'42.075	25.165	15.178	30.074	31.658	246.0	6	1'44.750 P	25.439	16.608	32.454	30.249	235.2
4	1'42.065	25.271	15.225	30.106	31.463	247.1	7	1'50.412	31.821	15.873	30.919	31.799	237.8
5	1'41.682	25.225	15.243	30.030	31.184	246.5	8	1'42.828	25.267	15.484	30.353	31.724	242.6
6	1'42.177	25.374	15.155	30.165	31.483	248.2	9	1'42.762	25.236	15.365	30.466	31.695	243.7
7	1'42.280	25.264	15.224	30.373	31.419	247.7	10	1'42.716	25.236	15.441	30.401	31.638	243.7
8	1'45.124 P	29.286	15.647	31.756	28.435	242.1	11	1'42.900	25.263	15.438	30.496	31.703	241.6
9	1'49.771	31.500	15.707	30.865	31.699	240.5	12	1'48.556 P	30.041	16.390	32.214	29.911	233.7
10	1'42.293	25.245	15.279	30.320	31.449	242.6	13	1'48.645	29.865	15.835	30.927	32.018	236.8
11	1'42.375	25.414	15.366	30.202	31.393	244.3	14	1'43.378	25.486	15.503	30.515	31.874	242.1
12	1'42.153	25.287	15.260	30.246	31.360	244.3	15	1'43.321	25.438	15.489	30.578	31.816	243.7
13	1'42.094	25.188	15.250	30.219	31.437	243.2	16	1'43.559	25.501	15.543	30.676	31.839	241.6
14	1'42.122	25.148	15.263	30.412	31.299	242.1	17	1'47.813 P	28.812	16.627	33.420	28.954	216.4
15	1'42.000 P	27.107	15.720	31.136	28.037	239.4	18	1'48.787	30.141	15.822	30.842	31.982	240.5
16	1'44.208	27.072	15.658	30.138	31.340	244.8	19	1'42.008	25.076	15.185	30.415	31.332	247.1
17	1'41.697	25.128	15.230	30.151	31.188	244.3	20	1'41.672	25.133	15.181	30.065	31.293	247.1
18	1'41.478	25.127	15.173	30.028	31.150	246.5	21	1'49.454	29.831	15.811	31.277	32.535	238.9
19	1'43.061	25.081	15.219	30.165	32.596	244.8	16th 11 Alex ESCRIG KLINT Forward Factor SPA Runs=3 Total laps=18 Full laps=13 Valid laps=13						
20	1'50.451	32.441	15.566	30.467	31.977	243.2	1	2'32.389	30.150	15.964	33.289	31.981	236.3
21	1'41.755	25.059	15.166	29.843	31.687	246.0	2	1'42.698	25.459	15.293	30.364	31.582	244.3
14th 10 Diogo MOREIRA Italtrans Racing Team BRA Runs=4 Total laps=26 Full laps=19 Valid laps=19						3	1'42.248	25.160	15.352	30.250	31.486	241.6	
1	2'13.070	28.079	15.890	34.170	31.808	238.4	4	1'45.247	25.141	15.361	31.760	32.985	241.6
2	1'42.532	25.508	15.342	30.336	31.346	244.3	5	1'45.258	25.326	15.351	31.781	32.800	244.8
3	1'42.176	25.089	15.241	30.473	31.373	245.4	6	1'38.271 P	25.250	15.353	30.232	27.436	242.6
4	1'43.074	25.230	15.571	30.579	31.694	233.7	7	1'50.472	30.693	16.165	31.383	32.231	238.9
5	1'42.660	25.578	15.302	30.177	31.603	243.2	8	1'42.943	25.419	15.459	30.443	31.622	240.0
6	1'42.531	25.285	15.361	30.464	31.421	241.6	9	1'44.384	25.501	15.686	31.703	31.494	236.3
7	1'39.198 P	25.746	15.507	30.639	27.306	242.1	10	1'42.025	25.168	15.306	30.107	31.444	242.6
8	1'44.219	27.182	15.416	30.215	31.406	237.8	11	1'47.225 P	29.202	16.086	31.632	30.305	231.7
9	1'41.818	24.975	15.274	30.116	31.453	240.5	12	1'48.391	29.440	15.775	31.252	31.924	239.4
10	1'42.770	25.479	15.312	30.401	31.578	240.5	13	1'42.147	25.247	15.362	30.205	31.333	240.5
11	1'42.152	25.167	15.317	30.107	31.561	240.5	14	1'42.782	25.166	15.348	30.161	32.107	241.6
12	1'42.133	25.208	15.291	30.200	31.434	240.5	15	1'50.819	25.290	16.621	33.299	35.609	217.7
13	1'42.063	25.101	15.294	30.198	31.470	241.0	16	1'42.656	25.278	15.277	30.330	31.771	245.4
14	1'42.185	25.198	15.308	30.278	31.401	241.6	17	1'42.814	25.194	15.345	30.612	31.663	240.5
15	1'42.173	25.278	15.327	30.183	31.385	240.0	18	1'49.780	25.243	15.364	37.385	31.788	241.6
16	1'39.430 P	25.383	15.802	31.312	26.933	235.2		PIT	25.381	16.925	31.289	26.838	215.5

Fastest Lap: Jake DIXON CFMOTO Aspar Team GBR **1'40.394** 24.768 15.012 29.736 30.878

These data/results cannot be reproduced, stored and/or transmitted in whole or in part by any manner of electronic, mechanical, photocopying, recording, broadcasting or otherwise now known or herein after developed without the previous express consent by the copyright owner, except for reproduction in daily press and regular printed publications on sale to the public within 60 days of the event related to those data/results and always provided that copyright symbol appears together as follows below.
© DORNA, 2024

Session 3

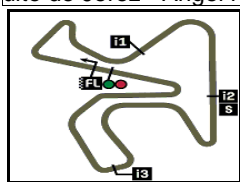
Moto2

Lap	Lap Time	T1	T2	T3	T4	Speed	Lap	Lap Time	T1	T2	T3	T4	Speed	
17th	13	Celestino VIETTI Red Bull KTM Ajo ITA						20th	23	Marcel SCHROTTE Italtrans Racing Team GER				
		Runs=3	Total laps=9	Full laps=4	Valid laps=4				Runs=4	Total laps=26	Full laps=19	Valid laps=19		
1	1'050.994	35.058	16.073	30.745	31.775	242.6	1	7'13.982	30.491	16.039	31.792	32.296	237.3	
2	1'42.672	25.489	15.409	30.364	31.410	244.8	2	1'44.237	25.881	15.632	30.855	31.869	240.0	
3	1'42.241	25.237	15.447	30.226	31.331	242.6	3	1'43.851	25.669	15.542	30.766	31.874	241.6	
4	1'40.160 P	25.369	15.881	31.386	27.524	242.1	4	1'43.697	25.648	15.504	30.761	31.784	242.6	
5	1'48.555	30.372	15.653	30.847	31.683	241.6	5	1'45.451	27.523	15.628	30.598	31.702	243.2	
6	1'42.274	25.295	15.394	30.187	31.398	243.2	6	1'43.196	25.582	15.436	30.492	31.686	243.2	
7	1'42.046	25.227	15.387	30.162	31.270	243.7	7	1'43.194	25.469	15.438	30.621	31.666	243.7	
8	1'37.518 P	25.320	15.436	30.334	26.428	242.1	8	1'41.448 P	26.823	15.757	31.012	27.856	240.5	
9	1'47.121	28.860	15.616	30.827	31.818	240.5	9	1'49.725	30.508	15.876	31.446	31.895	241.0	
18th	5	Jaume MASIA Pertamina Mandalika SPA						10	1'43.564	25.564	15.492	30.697	31.811	243.2
		Runs=3	Total laps=20	Full laps=15	Valid laps=15		11	1'43.004	25.491	15.394	30.434	31.685	243.7	
1	2'33.295	30.418	15.584	32.294	32.326	246.0	12	1'42.842	25.435	15.428	30.372	31.607	242.1	
2	1'42.801	25.404	15.441	30.337	31.619	246.0	13	1'42.998	25.443	15.492	30.412	31.651	241.6	
3	1'43.092	25.291	15.393	30.865	31.543	244.8	14	1'42.765	25.453	15.401	30.406	31.505	242.6	
4	1'43.025	25.396	15.569	30.486	31.574	242.1	15	1'40.997 P	26.542	15.895	31.105	27.455	238.9	
5	1'44.705 P	25.377	15.579	35.338	28.411	240.5	16	1'50.303	30.286	15.784	31.865	32.368	242.6	
6	1'46.662	28.260	15.654	31.010	31.738	240.0	17	1'43.528	25.675	15.484	30.708	31.661	242.1	
7	1'42.791	25.343	15.414	30.451	31.583	243.7	18	1'43.152	25.471	15.399	30.567	31.715	244.3	
8	1'42.641	25.372	15.486	30.393	31.390	242.6	19	1'43.146	25.500	15.432	30.479	31.735	243.7	
9	1'42.837	25.479	15.534	30.358	31.466	241.0	20	1'38.918 P	25.548	15.465	30.456	27.449	243.2	
10	1'42.903	25.456	15.606	30.448	31.393	243.2	21	1'52.667	33.269	15.947	31.432	32.019	241.6	
11	1'42.152	25.289	15.301	30.239	31.323	244.8	22	1'43.560	25.734	15.518	30.542	31.766	242.6	
12	1'44.423 P	27.942	16.305	31.760	28.416	238.9	23	1'43.363	25.619	15.511	30.589	31.644	243.7	
13	1'46.194	27.899	15.723	30.850	31.722	238.9	24	1'42.931	25.428	15.440	30.397	31.666	243.7	
14	1'42.655	25.339	15.420	30.465	31.431	243.2	25	1'43.149	25.529	15.402	30.528	31.690	242.1	
15	1'42.842	25.278	15.393	30.723	31.448	242.6	26	1'43.397	25.567	15.547	30.552	31.731	242.6	
16	1'42.375	25.357	15.343	30.340	31.335	243.7								
17	1'42.251	25.211	15.451	30.291	31.298	241.6	21st	43	Xavier ARTIGAS KLINT Forward Factor SPA					
18	1'42.250	25.271	15.375	30.315	31.289	244.3			Runs=4	Total laps=19	Full laps=12	Valid laps=12		
19	1'42.057	25.182	15.428	30.143	31.304	242.6	1	2'32.121	28.268	16.079	32.369	32.391	231.7	
20	1'43.648	25.222	15.363	30.196	32.867	243.7	2	1'44.331	26.162	15.346	30.692	32.131	246.5	
	PIT	31.460	15.762	31.597	28.482	241.0	3	1'53.509 P	25.818	15.510	34.311	37.870	241.0	
19th	34	Mario AJI IDEMITSU Honda Tea INA						4	1'49.479	29.665	16.155	31.445	32.214	240.0
		Runs=2	Total laps=15	Full laps=12	Valid laps=12		5	1'43.260	25.540	15.382	30.553	31.785	244.8	
1	6'31.777	30.913	19.544	34.352	32.909	115.8	6	1'44.155	25.521	15.366	30.449	32.819	243.2	
2	1'44.441	27.303	15.344	30.397	31.397	242.1	7	1'42.873	25.514	15.379	30.406	31.574	244.8	
3	1'42.060	25.267	15.315	30.166	31.312	242.1	8	1'47.921 P	28.261	15.977	35.165	28.518	239.4	
4	1'42.401	25.268	15.325	30.190	31.618	241.6	9	1'51.202	30.830	15.884	31.003	33.485	236.8	
5	1'42.934	25.283	15.400	30.536	31.715	240.5	10	1'43.722	25.582	15.441	30.813	31.886	244.3	
6	1'44.014	25.397	15.891	31.070	31.656	206.8	11	1'43.371	25.623	15.485	30.476	31.787	241.0	
7	1'42.957	25.355	15.350	30.395	31.857	240.0	12	1'47.381	26.268	16.460	32.050	32.603	233.2	
8	1'41.638 P	25.473	15.544	31.828	28.793	236.8	13	1'43.706	25.694	15.559	30.675	31.778	240.0	
9	1'50.697	31.637	15.707	31.178	32.175	237.3	14	1'53.242 P	32.593	19.287	32.435	28.927	227.3	
10	1'43.783	25.670	15.563	30.596	31.954	238.9	15	1'45.621	27.751	15.526	30.603	31.741	242.1	
11	1'44.048	26.014	15.478	30.636	31.920	240.0	16	1'43.668	25.375	15.669	30.834	31.790	241.6	
12	1'43.539	25.488	15.513	30.646	31.892	238.9	17	1'43.103	25.491	15.455	30.354	31.803	240.0	
13	1'48.097	27.030	15.921	32.076	33.070	219.5	18	1'43.599	25.589	15.472	30.482	32.056	243.7	
14	1'43.728	25.624	15.391	30.400	32.313	242.6	19	1'47.855	27.127	16.028	31.720	32.980	242.6	
15	1'45.448	27.932	15.363	30.443	31.710	242.6								
	PIT	25.790	16.405	32.233	27.699	223.6								

Fastest Lap: Jake DIXON CFMOTO Aspar Team GBR **1'40.394** 24.768 15.012 29.736 30.878

These data/results cannot be reproduced, stored and/or transmitted in whole or in part by any manner of electronic, mechanical, photocopying, recording, broadcasting or otherwise now known or herein after developed without the previous express consent by the copyright owner, except for reproduction in daily press and regular printed publications on sale to the public within 60 days of the event related to those data/results and always provided that copyright symbol appears together as follows below.
© DORNA, 2024





4423 m.

Jerez Moto2™ & Moto3™ Official Test II

Session 3

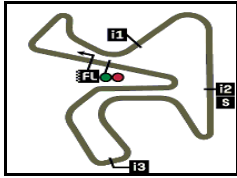
Best Partial Times

IT Ideal Lap Time, sum of the best partial times

BT Best Lap Time

T1		T2		T3		T4				IT	BT	
Pos	Rider	Time	Rider	Time	Rider	Time	Rider	Time	Pos	Rider	IT	BT
1	J.DIXON	24.768	J.DIXON	15.012	S.CHANTRA	29.689	S.GARCIA	30.806	1	J.DIXON	1'40.394	1'40.394 (1)
2	S.AGIUS	24.772	I.GUEVARA	15.016	J.DIXON	29.736	S.AGIUS	30.864	2	S.CHANTRA	1'40.532	1'40.578 (2)
3	T.ARBOLINO	24.797	T.ARBOLINO	15.025	F.SALAC	29.790	J.DIXON	30.878	3	T.ARBOLINO	1'40.534	1'40.605 (3)
4	VD GOORBER	24.856	S.CHANTRA	15.054	S.AGIUS	29.806	T.ARBOLINO	30.896	4	S.AGIUS	1'40.583	1'40.675 (4)
5	S.CHANTRA	24.888	B.BALTUS	15.096	T.ARBOLINO	29.816	S.CHANTRA	30.901	5	S.GARCIA	1'40.661	1'40.815 (6)
6	S.GARCIA	24.906	S.GARCIA	15.097	Z.VD GOORBER	29.830	D.MUÑOZ	30.932	6	Z.VD GOORBE	1'40.809	1'40.809 (5)
7	F.SALAC	24.920	D.MUÑOZ	15.126	D.BINDER	29.843	Z.VD GOORBER	30.934	7	F.SALAC	1'40.933	1'41.015 (7)
8	B.BALTUS	24.934	F.SALAC	15.137	D.ÖNCÜ	29.849	I.GUEVARA	31.013	8	B.BALTUS	1'40.980	1'41.040 (8)
9	D.MOREIRA	24.975	D.ÖNCÜ	15.137	S.GARCIA	29.852	B.BALTUS	31.031	9	I.GUEVARA	1'41.097	1'41.122 (9)
10	D.ÖNCÜ	25.021	S.AGIUS	15.141	B.BALTUS	29.919	F.SALAC	31.086	10	D.MUÑOZ	1'41.144	1'41.168 (10)
11	D.MUÑOZ	25.023	J.ALCOBA	15.152	I.GUEVARA	29.974	J.ALCOBA	31.111	11	D.BINDER	1'41.207	1'41.478 (13)
12	J.ALCOBA	25.039	D.BINDER	15.155	D.MOREIRA	29.992	D.BINDER	31.150	12	D.ÖNCÜ	1'41.222	1'41.370 (11)
13	D.BINDER	25.059	A.SASAKI	15.181	J.ALCOBA	29.995	D.ÖNCÜ	31.215	13	J.ALCOBA	1'41.297	1'41.474 (12)
14	A.SASAKI	25.076	Z.VD GOORBER	15.189	D.MUÑOZ	30.063	C.VIETTI	31.270	14	D.MOREIRA	1'41.485	1'41.546 (14)
15	I.GUEVARA	25.094	D.MOREIRA	15.241	A.SASAKI	30.065	D.MOREIRA	31.277	15	A.SASAKI	1'41.615	1'41.672 (15)
16	A.ESCRIG	25.141	A.ESCRIG	15.277	A.ESCRIG	30.107	J.MASIA	31.289	16	A.ESCRIG	1'41.858	1'42.025 (16)
17	J.MASIA	25.182	J.MASIA	15.301	J.MASIA	30.143	A.SASAKI	31.293	17	J.MASIA	1'41.915	1'42.057 (18)
18	C.VIETTI	25.227	M.AJI	15.315	C.VIETTI	30.162	M.AJI	31.312	18	C.VIETTI	1'42.046	1'42.046 (17)
19	M.AJI	25.267	X.ARTIGAS	15.346	M.AJI	30.166	A.ESCRIG	31.333	19	M.AJI	1'42.060	1'42.060 (19)
20	X.ARTIGAS	25.375	C.VIETTI	15.387	X.ARTIGAS	30.354	M.SCHROTTER	31.505	20	X.ARTIGAS	1'42.649	1'42.873 (21)
21	M.SCHROTTER	25.428	M.SCHROTTER	15.394	M.SCHROTTER	30.372	X.ARTIGAS	31.574	21	M.SCHROTTE	1'42.699	1'42.765 (20)

These data/results cannot be reproduced, stored and/or transmitted in whole or in part by any manner of electronic, mechanical, photocopying, recording, broadcasting or otherwise now known or herein after developed without the previous express consent by the copyright owner, except for reproduction in daily press and regular printed publications on sale to the public within 60 days of the event related to those data/results and always provided that copyright symbol appears together as follows below.
© DORNA, 2024




4423 m.

Jerez Moto2™ & Moto3™ Official Test II

Session 3

Fastest Laps Sequence

<i>Practice Time</i>	 <i>Rider</i>	<i>Nation</i>	<i>Motorcycle</i>	<i>Time</i>	<i>Km/h</i>	<i>Rider's Lap</i>
3'54.800	96 Jake DIXON	GBR	KALEX	1'42.513	155.3	2
3'57.135	35 Somkiat CHANTRA	THA	KALEX	1'41.980	156.1	2
4'12.023	14 Tony ARBOLINO	ITA	KALEX	1'41.247	157.2	2
9'16.113	14 Tony ARBOLINO	ITA	KALEX	1'41.066	157.5	5
30'21.180	35 Somkiat CHANTRA	THA	KALEX	1'40.762	158.0	9
36'45.762	96 Jake DIXON	GBR	KALEX	1'40.394	158.6	11

These data/results cannot be reproduced, stored and/or transmitted in whole or in part by any manner of electronic, mechanical, photocopying, recording, broadcasting or otherwise now known or herein after developed without the previous express consent by the copyright owner, except for reproduction in daily press and regular printed publications on sale to the public within 60 days of the event related to those data/results and always provided that copyright symbol appears together as follows below.

© DORNA, 2024

Official MotoGP Timing by TISSOT
www.motogp.com

Jerez de la Frontera, Tuesday, April 30, 2024

