


4423 m.

Jerez Moto2™ & Moto3™ Official Test II

Session 2

Classification

6

	Rider	Nation	Team	Motorcycle	Time	Lap	Total	Gap	Top Speed
1	28 Izan GUEVARA	SPA	CFMOTO Aspar Team	KALEX	1'40.794	22	25		247.1
2	96 Jake DIXON	GBR	CFMOTO Aspar Team	KALEX	1'40.919	13	20	0.125 0.125	248.8
3	13 Celestino VIETTI	ITA	Red Bull KTM Ajo	KALEX	1'40.935	21	24	0.141 0.016	250.5
4	14 Tony ARBOLINO	ITA	Elf Marc VDS Racing Team	KALEX	1'41.007	25	26	0.213 0.072	244.3
5	7 Barry BALTUS	BEL	RW-Idrofoglia Racing GP	KALEX	1'41.052	19	22	0.258 0.045	248.8
6	81 Senna AGIUS	AUS	Liqui Moly Husqvarna Intact GP	KALEX	1'41.060	21	23	0.266 0.008	246.0
7	3 Sergio GARCIA	SPA	MT Helmets - MSI	BOSCOSCURO	1'41.190	17	21	0.396 0.130	248.2
8	12 Filip SALAC	CZE	Elf Marc VDS Racing Team	KALEX	1'41.197	22	22	0.403 0.007	245.4
9	15 Darryn BINDER	RSA	Liqui Moly Husqvarna Intact GP	KALEX	1'41.220	18	28	0.426 0.023	248.2
10	10 Diogo MOREIRA	BRA	Italtrans Racing Team	KALEX	1'41.308	25	27	0.514 0.088	246.5
11	84 Zonta VD GOORBERGH	NED	RW-Idrofoglia Racing GP	KALEX	1'41.350	3	17	0.556 0.042	248.2
12	35 Somkiat CHANTRA	THA	IDEMITSU Honda Team Asia	KALEX	1'41.415	17	20	0.621 0.065	247.1
13	52 Jeremy ALCOBA	SPA	Yamaha VR46 Master Camp Team	KALEX	1'41.654	16	25	0.860 0.239	245.4
14	53 Deniz ÖNCÜ	TUR	Red Bull KTM Ajo	KALEX	1'41.704	20	21	0.910 0.050	249.4
15	17 Daniel MUÑOZ	SPA	Pertamina Mandalika GAS UP Tea	KALEX	1'41.850	13	24	1.056 0.146	246.5
16	5 Jaume MASIA	SPA	Pertamina Mandalika GAS UP Tea	KALEX	1'41.948	20	22	1.154 0.098	245.4
17	34 Mario AJI	INA	IDEMITSU Honda Team Asia	KALEX	1'41.998	16	17	1.204 0.050	247.1
18	22 Ayumu SASAKI	JPN	Yamaha VR46 Master Camp Team	KALEX	1'42.000	17	20	1.206 0.002	248.2
19	23 Marcel SCHROTTER	GER	Italtrans Racing Team	KALEX	1'42.305	20	23	1.511 0.305	247.7
20	20 Xavi CARDELUS	AND	Fantic Racing	KALEX	1'42.568	12	24	1.774 0.263	246.5
21	11 Alex ESCRIG	SPA	KLINT Forward Factory Team	FORWARD	1'42.849	4	17	2.055 0.281	243.2
22	43 Xavier ARTIGAS	SPA	KLINT Forward Factory Team	FORWARD	1'43.347	20	20	2.553 0.498	244.3
Not classified									
	79 Ai OGURA	JPN	MT Helmets - MSI	BOSCOSCURO					

Practice condition: Dry

Air: 19°

Humidity: 48%

Ground: 37°

Fastest Lap:	Lap: 22	Izan GUEVARA	1'40.794	157.9 Km/h
Best Race Lap:	2024	Joe ROBERTS	1'41.020	157.6 Km/h
All Time Lap Record:	2023	Aron CANET	1'40.640	158.2 Km/h

The results are provisional until the end of the limit for protest and appeals.

Time limit for protest expires 60' after publication of the results - Time:

These data/results cannot be reproduced, stored and/or transmitted in whole or in part by any manner of electronic, mechanical, photocopying, recording, broadcasting or otherwise now known or herein after developed without the previous express consent by the copyright owner, except for reproduction in daily press and regular printed publications on sale to the public within 60 days of the event related to those data/results and always provided that copyright symbol appears together as follows below.

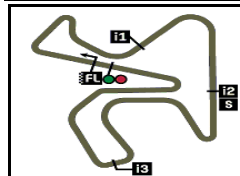
© DORNA, 2024

Official MotoGP Timing by TISSOT

www.motogp.com

Jerez de la Frontera, Tuesday, April 30, 2024





4423 m.

Jerez Moto2™ & Moto3™ Official Test II

Session 2

Top Speed & Average

8



Rider	Nation	Motorcycle	Top 5 speeds					Average	Top
13 Celestino VIETTI	ITA	KALEX	250.5	250.0	247.7	247.7	247.7	248.7	250.5
53 Deniz ÖNCÜ	TUR	KALEX	249.4	248.8	248.2	246.5	246.5	247.9	249.4
7 Barry BALTUS	BEL	KALEX	248.8	246.5	244.3	243.2	243.2	245.2	248.8
96 Jake DIXON	GBR	KALEX	248.8	247.7	246.5	246.0	246.0	246.8	248.8
3 Sergio GARCIA	SPA	BOSCOSCURO	248.2	247.7	247.7	247.1	247.1	247.5	248.2
15 Darryn BINDER	RSA	KALEX	248.2	247.7	247.7	247.1	247.1	247.6	248.2
22 Ayumu SASAKI	JPN	KALEX	248.2	248.2	248.2	247.7	247.1	247.8	248.2
84 Zonta VD GOORBERGH	NED	KALEX	248.2	245.4	244.3	244.3	244.3	245.3	248.2
23 Marcel SCHROTTER	GER	KALEX	247.7	245.4	244.8	244.3	244.3	245.3	247.7
28 Izan GUEVARA	SPA	KALEX	247.1	246.5	246.5	246.0	246.0	246.4	247.1
34 Mario AJI	INA	KALEX	247.1	246.5	246.5	244.3	243.2	245.5	247.1
35 Somkiat CHANTRA	THA	KALEX	247.1	245.4	245.4	244.8	244.3	244.9	247.1
10 Diogo MOREIRA	BRA	KALEX	246.5	246.5	245.4	244.3	243.7	245.3	246.5
17 Daniel MUÑOZ	SPA	KALEX	246.5	246.0	245.4	244.8	244.8	245.5	246.5
20 Xavi CARDELUS	AND	KALEX	246.5	246.0	245.4	243.7	243.2	244.3	246.5
81 Senna AGIUS	AUS	KALEX	246.0	244.8	243.7	243.2	243.2	243.7	246.0
5 Jaume MASIA	SPA	KALEX	245.4	244.8	244.3	243.7	243.2	244.0	245.4
12 Filip SALAC	CZE	KALEX	245.4	244.8	244.8	244.8	244.3	244.7	245.4
52 Jeremy ALCOBA	SPA	KALEX	245.4	244.8	244.8	244.3	244.3	244.7	245.4
14 Tony ARBOLINO	ITA	KALEX	244.3	244.3	243.7	243.7	243.7	243.9	244.3
43 Xavier ARTIGAS	SPA	FORWARD	244.3	243.7	243.2	242.6	242.1	243.0	244.3
79 Ai OGURA	JPN	BOSCOSCURO	243.7	242.6				243.2	243.7
11 Alex ESCRIG	SPA	FORWARD	243.2	242.1	241.0	241.0	240.5	241.4	243.2

These data/results cannot be reproduced, stored and/or transmitted in whole or in part by any manner of electronic, mechanical, photocopying, recording, broadcasting or otherwise now known or herein after developed without the previous express consent by the copyright owner, except for reproduction in daily press and regular printed publications on sale to the public within 60 days of the event related to those data/results and always provided that copyright symbol appears together as follows below.

© DORNA, 2024

Official MotoGP Timing by TISSOT
www.motogp.com



Jerez de la Frontera, Tuesday, April 30, 2024



Results and timing service provided by TISSOT

Moto2™

Jerez Moto2™ & Moto3™ Official Test II
Session 2
Chronological Analysis of Performances

9

* Lap / Sector time cancelled T1 Time from finish line to 1st intermediate T3 Time from 2nd intermed. to 3rd intermed.
P Crossing the finish line in pit lane T2 Time from 1st intermed. to 2nd intermed. T4 Time from 3rd intermediate to finish line

Lap	Lap Time	T1	T2	T3	T4	Speed	Lap	Lap Time	T1	T2	T3	T4	Speed	
1st	28	Izan GUEVARA CFMOTO Aspar Team SPA Runs=3 Total laps=25 Full laps=20 Valid laps=20						17	1'41.583	25.116	15.291	30.101	31.075	243.7
1	3'36.621	28.919	15.365	30.426	31.283	242.6	18	1'41.400	25.098	15.171	29.919	31.212	245.4	
2	1'41.336	25.109	15.126	30.025	31.076	245.4	19	1'41.297	25.107	15.160	29.942	31.088	246.0	
3	1'41.165	25.080	15.046	29.970	31.069	246.5	20	1'41.372	24.996	15.136	30.066	31.174	244.3	
4	1'41.524	25.095	15.112	30.092	31.225	244.3		PIT	27.423	16.123	31.615	27.053	235.2	
5	1'41.654	25.135	15.099	30.093	31.327	246.0	3rd	13	Celestino VIETTI Red Bull KTM Ajo ITA Runs=3 Total laps=24 Full laps=19 Valid laps=18					
6	1'42.177	25.493	15.201	30.194	31.289	243.7	1	2'31.889	29.311	15.560	30.767	31.698	245.4	
7	1'41.585	25.243	15.136	30.039	31.167	245.4	2	1'42.267	25.384	15.314	30.225	31.344	247.1	
8	1'41.751	25.285	15.165	30.118	31.183	242.6	3	1'41.923	25.232	15.313	30.151	31.227	247.7	
9	1'37.476 P	25.133	15.151	30.175	27.017	244.3	4	1'41.833	25.184	15.244	30.146	31.259	247.7	
10	1'47.033	29.967	15.297	30.348	31.421	243.7	5	1'42.200	25.139	15.220	30.223	31.618	250.0	
11	1'41.950	25.338	15.178	30.174	31.260	244.8	6	1'41.909	25.168	15.328	30.229	31.184	243.7	
12	1'42.024	25.337	15.135	30.252	31.300	245.4	7	1'41.890	25.191	15.289	30.150	31.260	246.5	
13	1'41.823	25.279	15.138	30.139	31.267	246.0	8	1'41.572	25.050	15.310	30.035	31.177	243.7	
14	1'41.650	25.260	15.093	30.035	31.262	247.1	9	1'41.867	25.060	15.346	30.111	31.350	242.1	
15	1'41.562	25.211	15.127	30.036	31.188	246.5	10	1'43.071 P	27.515	15.916	31.319	28.321	237.3	
16	1'42.336	25.260	15.139	30.414	31.523	244.8	11	1'46.656	29.281	15.499	30.421	31.455	244.3	
17	1'41.995	25.261	15.175	30.123	31.436	244.8	12	1'41.530	25.128	15.231	30.052	31.119	247.1	
18	1'41.930	25.319	15.186	30.103	31.322	244.8	13	1'41.545	25.136	15.264	30.071	31.074	245.4	
19	1'38.209 P	25.275	15.177	30.230	27.527	243.7	14	1'41.164	25.011	15.275	29.949	30.929	246.0	
20	1'44.984	28.168	15.284	30.253	31.279	244.8	15	1'41.024	24.921	15.143	30.028	30.932	250.5	
21	1'40.916	25.074	15.047	29.845	30.950	244.8	16	1'41.258	24.976	15.226	30.041	31.015	244.8	
22	1'40.794	25.011	15.044	29.856	30.883	246.0	17	1'41.194	24.961	15.288	29.923	31.022	244.3	
23	1'41.557	25.113	15.175	30.140	31.129	244.8	18	1'41.167	24.973	15.214	29.905	31.075	247.7	
24	1'41.599	25.170	15.170	30.006	31.253	244.3	19	1'42.495	25.541	15.226	30.239	31.489	246.0	
25	1'41.987	25.168	15.179	30.376	31.264	243.7	20	1'43.794	24.994	15.280	31.971	31.549	244.3	
							21	1'40.935	24.954	15.237	29.817	30.927	246.0	
2nd	96	Jake DIXON CFMOTO Aspar Team GBR Runs=4 Total laps=20 Full laps=13 Valid laps=13						22	24'04.740	28.294	15.415	30.316	31.335	244.8
1	2'12.849	27.558	15.402	30.448	31.643	244.8	23	1'41.504	25.075	15.305	29.954	31.170	244.3	
2	1'42.443	25.134	15.343	30.326	31.640	242.1								
3	1'42.933	25.108	15.232	30.839	31.754	246.5	4th	14	Tony ARBOLINO Elf Marc VDS Racing ITA Runs=4 Total laps=26 Full laps=19 Valid laps=19					
4	1'41.359	25.107	15.119	29.951	31.182	247.7	1	2'56.569	27.462	15.537	30.743	31.819	240.0	
5	1'36.636 P	25.075	15.189	30.218	26.154	248.8	2	1'42.449	25.290	15.288	30.380	31.491	242.6	
6	1'46.372	28.314	15.535	30.781	31.742	243.2	3	1'41.976	25.229	15.243	30.111	31.393	243.7	
7	1'42.403	25.278	15.305	30.459	31.361	243.2	4	1'41.737	25.093	15.251	30.144	31.249	243.2	
8	1'41.847	25.120	15.229	30.029	31.469	244.3	5	1'41.785	25.169	15.290	30.075	31.251	243.7	
9	1'39.625 P	25.206	15.188	32.200	27.031	245.4	6	1'43.356 P	27.328	16.270	31.959	27.799	229.7	
10	1'45.186	27.997	15.308	30.256	31.625	243.7	7	1'47.658	28.896	15.876	30.971	31.915	237.3	
11	1'41.355	25.098	15.162	29.911	31.184	244.8	8	1'41.972	25.054	15.314	30.212	31.392	241.6	
12	1'41.120	24.932	15.165	29.942	31.081	244.8	9	1'42.236	25.066	15.237	30.003	31.930	241.6	
13	1'40.919	24.963	15.158	29.782	31.016	246.0	10	1'41.347	24.877	15.218	30.037	31.215	242.6	
14	1'38.571 P	25.024	15.277	30.556	27.714	246.0	11	1'41.138	24.910	15.186	29.990	31.052	243.2	
15	1'45.760	27.803	15.560	30.602	31.795	240.5	12	1'43.860	25.730	15.685	30.749	31.696	237.8	
16	1'42.542	25.486	15.355	30.317	31.384	242.1								

Fastest Lap: Izan GUEVARA CFMOTO Aspar Team SPA **1'40.794** 25.011 15.044 29.856 30.883

These data/results cannot be reproduced, stored and/or transmitted in whole or in part by any manner of electronic, mechanical, photocopying, recording, broadcasting or otherwise now known or herein after developed without the previous express consent by the copyright owner, except for reproduction in daily press and regular printed publications on sale to the public within 60 days of the event related to those data/results and always provided that copyright symbol appears together as follows below.
© DORNA, 2024



Session 2

Moto2

Lap	Lap Time	T1	T2	T3	T4	Speed	Lap	Lap Time	T1	T2	T3	T4	Speed
13	1'41.981	25.191	15.262	30.196	31.332	242.1	15	1'41.286	24.969	15.278	29.951	31.088	241.0
14	1'41.780	25.048	15.221	30.131	31.380	243.2	16	1'44.142	24.956	15.279	32.083	31.824	241.6
15	1'41.641	25.075	15.314	30.063	31.189	242.1	17	1'41.437	25.028	15.277	30.019	31.113	241.0
16	1'41.175 P	27.148	16.106	31.296	26.625	228.3	18	1'41.397	24.992	15.249	29.927	31.229	243.2
17	1'46.151	27.374	15.588	31.162	32.027	238.9	19	1'41.455	25.062	15.196	29.989	31.208	242.1
18	1'44.450	25.395	16.049	31.191	31.815	231.2	20	1'41.124	25.048	15.187	29.882	31.007	242.6
19	1'42.551	25.354	15.383	30.385	31.429	241.6	21	1'41.060	24.984	15.153	29.909	31.014	243.2
20	1'41.881 P	26.910	16.426	31.343	27.202	218.1	22	1'41.101	24.932	15.188	29.961	31.020	243.2
21	1'49.422	28.364	16.484	32.118	32.456	232.7	23	1'48.449	28.258	17.601	30.724	31.866	231.7
22	1'43.544	25.864	15.405	30.777	31.498	242.1	7th 3 Sergio GARCIA MT Helmets - MSI SPA						
23	1'41.398	25.078	15.237	29.922	31.161	243.7	Runs=3 Total laps=21 Full laps=16 Valid laps=16						
24	1'41.281	24.993	15.207	29.936	31.145	244.3	1	3'07.592	28.785	15.504	30.863	31.995	244.3
25	1'41.007	24.917	15.199	29.895	30.996	244.3	2	1'42.390	25.429	15.242	30.318	31.401	246.0
26	1'44.149	24.970	15.188	32.014	31.977	243.2	3	1'41.911	25.206	15.152	30.378	31.175	247.1
5th 7 Barry BALTUS RW-Idrofoglia Racing BEL							4	1'41.785	25.131	15.214	30.268	31.172	244.3
Runs=3 Total laps=22 Full laps=17 Valid laps=17							5	1'41.877	25.148	15.218	30.312	31.199	247.1
1	5'38.614	32.598	15.544	32.245	34.307	240.0	6	1'43.363 P	25.231	15.280	31.239	31.613	243.7
2	1'41.156	25.106	15.051	30.051	30.948	246.5	7	1'49.768	30.102	15.806	31.488	32.372	241.6
3	1'41.870	25.046	15.141	30.250	31.433	248.8	8	1'42.838	25.530	15.311	30.575	31.422	244.3
4	1'43.842	24.959	15.450	31.155	32.278	242.1	9	1'41.990	25.144	15.240	30.328	31.278	246.0
5	1'42.306	25.343	15.337	30.402	31.224	243.2	10	1'41.817	25.161	15.216	30.255	31.185	247.1
6	1'41.897	25.089	15.423	30.183	31.202	237.8	11	1'42.115	25.193	15.268	30.426	31.228	244.8
7	1'41.968	25.104	15.463	30.148	31.253	237.3	12	1'41.711	25.129	15.237	30.156	31.189	244.8
8	1'42.161	25.076	15.464	30.228	31.393	237.8	13	1'42.094	25.190	15.242	30.412	31.250	248.2
9	1'38.266 P	25.131	15.409	30.168	27.558	238.4	14	1'42.186	25.248	15.343	30.315	31.280	244.3
10	1'44.909	27.377	15.487	30.613	31.432	238.9	15	1'48.771 P	25.295	17.163	36.391	29.922	201.4
11	1'41.955	25.202	15.441	30.117	31.195	238.9	16	1'50.973	29.850	15.318	34.344	31.461	244.8
12	1'41.951	25.192	15.360	30.126	31.273	240.5	17	1'41.190	25.057	15.134	30.017	30.982	244.8
13	1'42.342	25.321	15.415	30.385	31.221	240.0	18	1'41.461	25.152	15.202	30.081	31.026	244.8
14	1'42.170	25.093	15.461	30.303	31.313	240.5	19	1'41.667	25.089	15.215	30.195	31.168	244.8
15	1'37.864 P	25.253	15.529	30.857	26.225	232.7	20	1'41.679	25.093	15.160	30.240	31.186	247.7
16	1'50.109	28.480	15.672	31.479	34.478	236.8	21	1'41.560	25.134	15.180	30.175	31.071	247.7
17	1'41.274	25.079	15.157	30.009	31.029	244.3	8th 12 Filip SALAC Elf Marc VDS Racing CZE						
18	1'41.920	25.182	15.337	30.102	31.299	240.5	Runs=4 Total laps=22 Full laps=15 Valid laps=15						
19	1'41.052	24.957	15.211	29.902	30.982	243.2	1	3'06.273	29.064	15.573	33.575	32.357	238.9
20	1'41.217	25.026	15.158	29.967	31.066	242.1	2	1'41.715	25.082	15.278	30.082	31.273	243.2
21	1'41.680	25.120	15.284	30.146	31.130	241.0	3	1'41.549	25.113	15.201	30.045	31.190	244.8
22	1'41.754	25.116	15.295	30.207	31.136	240.5	4	1'41.601	25.000	15.224	30.091	31.286	243.7
6th 81 Senna AGIUS Liqui Moly Husqvarna AUS							5	1'41.964	25.069	15.326	30.174	31.395	243.7
Runs=3 Total laps=23 Full laps=18 Valid laps=18							6	1'42.354 P	28.130	15.347	30.430	28.447	242.6
1	2'16.898	27.263	15.566	30.961	31.748	238.9	7	1'48.238	29.861	15.625	30.723	32.029	240.5
2	1'44.065	26.394	15.468	30.470	31.733	238.4	8	1'42.892	25.495	15.435	30.302	31.660	243.7
3	1'41.846	25.148	15.246	30.205	31.247	243.2	9	1'45.880	28.198	15.440	30.463	31.779	244.3
4	1'42.071	25.162	15.266	30.326	31.317	243.2	10	1'42.044	25.172	15.319	30.221	31.332	244.8
5	1'41.876	25.184	15.181	30.192	31.319	244.8	11	1'41.275 P	25.187	15.409	31.808	28.871	243.7
6	1'42.551	25.245	15.216	30.387	31.703	246.0	12	1'52.475	33.490	15.683	31.200	32.102	241.6
7	1'39.733 P	26.419	15.579	30.873	26.862	238.4	13	1'42.352	25.242	15.323	30.326	31.461	243.7
8	1'47.226	29.597	15.637	30.489	31.503	239.4	14	1'42.226	25.177	15.345	30.282	31.422	243.7
9	1'42.719	25.191	15.388	30.428	31.712	243.7	15	1'44.202	26.344	15.574	30.452	31.832	242.6
10	1'41.906	25.204	15.291	30.067	31.344	242.6	16	1'42.148	25.151	15.369	30.207	31.421	242.6
11	1'41.717	25.107	15.274	30.044	31.292	242.6	17	1'41.474 P	25.182	15.333	32.093	28.866	244.3
12	1'42.242	25.174	15.470	30.194	31.404	243.2	18	1'46.870	28.661	15.472	30.795	31.942	242.6
13	1'40.481 P	25.288	15.304	31.412	28.477	242.6	19	1'42.083	25.288	15.232	30.225	31.338	245.4
14	1'45.568	27.790	15.636	30.630	31.512	238.4	20	1'41.422	25.031	15.186	29.917	31.288	244.3

Fastest Lap: Izan GUEVARA CFMOTO Aspar Team SPA **1'40.794** 25.011 15.044 29.856 30.883

These data/results cannot be reproduced, stored and/or transmitted in whole or in part by any manner of electronic, mechanical, photocopying, recording, broadcasting or otherwise now known or herein after developed without the previous express consent by the copyright owner, except for reproduction in daily press and regular printed publications on sale to the public within 60 days of the event related to those data/results and always provided that copyright symbol appears together as follows below.
© DORNA, 2024

Session 2

Moto2

Lap	Lap Time	T1	T2	T3	T4	Speed	Lap	Lap Time	T1	T2	T3	T4	Speed
21	1'41.583	25.030	15.220	29.995	31.338	243.7	21	1'40.433 P	26.941	15.605	31.041	26.846	238.4
22	1'41.197	25.004	15.203	29.882	31.108	244.8	22	1'51.863	29.491	15.486	31.310	35.576	241.0
9th 15 Darryn BINDER Liqui Moly Husqvarna RSA Runs=3 Total laps=28 Full laps=23 Valid laps=23							23	1'42.064	25.079	15.554	30.141	31.290	238.9
1	2'29.730	28.236	15.601	31.037	31.812	242.1	24	1'41.356	24.923	15.271	30.019	31.143	244.3
2	1'42.762	25.611	15.422	30.183	31.546	243.7	25	1'41.308	24.928	15.218	29.969	31.193	242.1
3	1'42.457	25.488	15.296	30.353	31.320	244.8	26	1'41.693	25.062	15.275	30.058	31.298	242.1
4	1'42.611	25.241	15.260	30.518	31.592	246.5	27	1'41.605	25.041	15.234	30.050	31.280	242.6
5	1'42.729	25.232	15.370	30.172	31.955	244.8	11th 84 Zonta VD GOORBE RW-Idrofoglia Racing NED Runs=4 Total laps=17 Full laps=10 Valid laps=10						
6	1'41.973	25.373	15.284	30.136	31.180	244.8	1	2'21.910	27.905	15.519	30.550	31.398	243.7
7	1'41.950	25.177	15.277	30.220	31.276	247.1	2	1'41.595	25.089	15.263	30.112	31.131	242.1
8	1'41.436	25.121	15.198	29.996	31.121	246.0	3	1'41.350	24.988	15.147	29.978	31.237	245.4
9	1'38.690 P	25.137	15.199	30.287	28.067	248.2	4	1'43.181	24.896	15.087	30.436	32.762	248.2
10	1'57.087	34.515	15.999	34.757	31.816	238.4	5	1'43.391	25.059	15.125	30.017	33.190	244.3
11	1'41.909	25.118	15.306	30.152	31.333	243.2	6	1'41.544	24.979	15.222	29.996	31.347	243.7
12	1'46.894	29.495	15.521	30.519	31.359	243.7	7	1'43.193 P	27.146	15.679	31.687	28.681	242.6
13	1'41.783	25.136	15.272	30.108	31.267	244.8	8	1'46.517	28.466	15.478	30.949	31.624	242.1
14	1'41.970	25.180	15.329	30.104	31.357	244.3	9	1'42.020	25.120	15.283	30.155	31.462	241.6
15	1'42.115	25.177	15.279	30.218	31.441	244.8	10	1'43.790	25.736	15.578	30.690	31.786	242.6
16	1'46.996	29.656	15.419	30.035	31.886	244.3	11	1'41.777	25.034	15.169	30.070	31.504	244.3
17	1'41.533	25.166	15.199	29.840	31.328	247.7	12	1'42.221 P	27.112	15.784	31.518	27.807	241.0
18	1'41.220	24.982	15.147	29.914	31.177	247.7	13	1'51.163	32.779	15.610	30.984	31.790	241.6
19	1'43.145 P	25.113	15.349	34.348	28.335	247.1	14	1'42.450	25.208	15.366	30.395	31.481	242.6
20	1'50.610	31.867	15.741	31.002	32.000	240.5	15	1'42.084 P	28.077	15.521	30.952	27.534	244.3
21	1'46.460	25.461	15.440	33.830	31.729	242.6	16	1'46.451	28.153	16.003	30.850	31.445	234.7
22	1'42.383	25.256	15.381	30.311	31.435	244.3	17	1'41.464	25.027	15.178	30.178	31.081	243.2
23	1'42.498	25.353	15.391	30.293	31.461	245.4	12th 35 Somkiat CHANTRA IDEMITSU Honda Tea THA Runs=3 Total laps=20 Full laps=15 Valid laps=15						
24	1'42.075	25.209	15.414	30.103	31.349	244.8	1	2'19.176	27.268	15.510	30.925	31.427	241.6
25	1'41.785	25.085	15.301	30.154	31.245	245.4	2	1'42.053	25.323	15.270	30.166	31.294	244.8
26	1'41.985	25.116	15.275	30.144	31.450	245.4	3	1'41.846	25.151	15.061	30.267	31.367	247.1
27	1'44.640	27.451	15.374	30.198	31.617	245.4	4	1'41.540	25.123	15.053	30.074	31.290	245.4
28	1'42.316	25.186	15.419	30.135	31.576	244.8	5	1'41.603	25.097	15.166	30.069	31.271	243.7
10th 10 Diogo MOREIRA Italtrans Racing Team BRA Runs=4 Total laps=27 Full laps=20 Valid laps=20							6	1'37.397 P	25.296	15.277	30.690	26.134	244.3
1	2'13.236	27.710	15.499	30.508	31.815	243.2	7	1'46.059	28.387	15.291	31.008	31.373	245.4
2	1'42.136	25.264	15.289	30.101	31.482	243.2	8	1'41.921	25.152	15.251	30.204	31.314	243.7
3	1'41.988	25.093	15.274	30.265	31.356	246.5	9	1'42.056	25.276	15.265	30.151	31.364	243.2
4	1'41.996	25.067	15.194	30.206	31.529	246.5	10	1'42.120	25.243	15.273	30.136	31.468	244.3
5	1'41.770	25.103	15.269	30.152	31.246	243.7	11	1'41.470	25.113	15.229	29.987	31.141	244.3
6	1'42.898	25.693	15.272	30.399	31.534	245.4	12	1'41.690	25.171	15.270	30.033	31.216	242.6
7	1'39.634 P	26.190	15.884	30.962	26.598	227.3	13	1'41.509	25.125	15.227	29.960	31.197	243.7
8	1'44.557	27.276	15.484	30.476	31.321	237.8	14	1'38.911 P	26.025	15.670	30.614	26.602	239.4
9	1'41.779	25.185	15.326	30.044	31.224	241.0	15	1'44.554	27.189	15.560	30.328	31.477	241.6
10	1'41.502	24.926	15.300	30.055	31.221	240.5	16	1'41.560	25.201	15.250	29.904	31.205	244.3
11	1'42.450	25.511	15.399	30.190	31.350	240.5	17	1'41.415	25.049	15.257	29.937	31.172	244.3
12	1'41.500	25.006	15.249	30.026	31.219	241.6	18	1'49.042	28.430	16.030	32.640	31.942	239.4
13	1'41.716	24.997	15.282	30.059	31.378	242.1	19	1'43.181	25.736	15.424	30.385	31.636	241.0
14	1'40.378 P	26.309	15.581	31.102	27.386	240.5	20	1'42.595	25.146	15.326	30.704	31.419	241.0
15	1'48.457	30.622	15.648	30.496	31.691	237.3	13th 52 Jeremy ALCOBA Yamaha VR46 Master SPA Runs=3 Total laps=25 Full laps=20 Valid laps=20						
16	1'42.068	25.302	15.327	30.105	31.334	240.0	1	2'49.373	28.410	15.651	30.936	31.553	241.6
17	1'42.148	25.159	15.380	30.124	31.485	241.6	2	1'43.106	25.448	15.341	30.481	31.836	244.8
18	1'42.031	25.112	15.266	30.224	31.429	241.0	3	1'42.653	25.305	15.334	30.494	31.520	242.6
19	1'42.277	25.207	15.313	30.359	31.398	241.0	Fastest Lap: Izan GUEVARA CFMOTO Aspar Team SPA 1'40.794 25.011 15.044 29.856 30.883						
20	1'42.840	25.152	15.310	30.731	31.647	241.6	These data/results cannot be reproduced, stored and/or transmitted in whole or in part by any manner of electronic, mechanical, photocopying, recording, broadcasting or otherwise now known or herein after developed without the previous express consent by the copyright owner, except for reproduction in daily press and regular printed publications on sale to the public within 60 days of the event related to those data/results and always provided that copyright symbol appears together as follows below.						

© DORNA, 2024



Session 2

Moto2

Lap	Lap Time	T1	T2	T3	T4	Speed	Lap	Lap Time	T1	T2	T3	T4	Speed
4	1'42.251	25.277	15.268	30.356	31.350	244.3	8	1'43.082	25.428	15.296	30.493	31.865	244.3
5	1'42.288	25.287	15.361	30.263	31.377	243.7	9	1'42.504	25.415	15.285	30.353	31.451	244.3
6	1'42.338	25.226	15.402	30.302	31.408	241.6	10	1'42.009	25.264	15.223	30.287	31.235	244.8
7	1'44.721	26.746	15.475	30.674	31.826	242.1	11	1'42.588	25.266	15.586	30.429	31.307	240.0
8	1'42.498	25.261	15.361	30.474	31.402	242.6	12	1'42.194	25.202	15.221	30.417	31.354	242.1
9	1'42.315	25.241	15.386	30.315	31.373	242.6	13	1'41.850	25.209	15.177	30.172	31.292	244.3
10	1'42.257 P	27.409	15.669	31.202	27.977	237.3	14	1'42.141	25.162	15.179	30.466	31.334	246.0
11	1'47.472	29.124	15.730	30.964	31.654	242.6	15	1'37.163 P	25.316	15.195	30.332	26.320	246.5
12	1'42.153	25.424	15.284	30.178	31.267	243.7	16	1'45.954	27.682	15.508	30.956	31.808	240.0
13	1'42.049	25.270	15.223	30.327	31.229	245.4	17	1'43.308	25.607	15.467	30.648	31.586	240.5
14	1'42.173	25.324	15.320	30.276	31.253	243.2	18	1'42.568	25.348	15.270	30.498	31.452	241.0
15	1'42.115	25.388	15.274	30.168	31.285	244.8	19	1'42.471	25.411	15.301	30.494	31.265	242.6
16	1'41.654	25.114	15.280	30.116	31.144	243.7	20	1'42.639	25.450	15.280	30.454	31.455	243.2
17	1'42.214	25.435	15.374	30.156	31.249	242.6	21	1'42.606	25.327	15.292	30.559	31.428	241.0
18	1'42.373	25.282	15.369	30.290	31.432	242.6	22	1'42.335	25.304	15.204	30.394	31.433	244.3
19	1'42.356	25.428	15.339	30.200	31.389	241.6	23	1'42.343	25.367	15.209	30.451	31.316	244.3
20	1'38.111 P	25.188	15.355	30.572	26.996	242.1	24	1'42.095	25.289	15.239	30.322	31.245	241.6
21	1'45.417	28.186	15.431	30.474	31.326	242.6							
22	1'41.997	25.105	15.364	30.275	31.253	242.6							
23	1'41.713	25.108	15.268	30.147	31.190	244.3							
24	1'42.006	25.123	15.293	30.262	31.328	242.6							
25	1'48.246	25.150	15.398	32.885	34.813	240.0							

14th 53 Deniz ÖNCÜ Red Bull KTM Ajo TUR
Runs=3 Total laps=21 Full laps=16 Valid laps=16

1	2'19.527	28.564	15.425	30.525	31.426	244.3
2	1'42.141	25.263	15.122	30.296	31.460	249.4
3	1'42.089	25.326	15.127	30.191	31.445	248.8
4	1'42.496	25.243	15.217	30.374	31.662	248.2
5	1'42.524	25.365	15.440	30.385	31.334	246.0
6	1'42.785	25.306	15.333	30.301	31.845	245.4
7	1'44.981	26.878	15.434	30.435	32.234	246.5
8	1'42.155	25.275	15.274	30.187	31.419	245.4
9	1'44.466	25.765	15.706	31.341	31.654	241.0
10	1'42.099	25.255	15.327	30.148	31.369	244.8
11	1'38.485 P	25.419	15.463	30.333	27.270	243.7
12	1'53.417	34.844	15.528	30.773	32.272	245.4
13	1'43.161	25.392	15.332	30.375	32.062	246.5
14	1'43.244	25.506	15.435	30.803	31.500	240.5
15	1'42.436	25.319	15.349	30.257	31.511	243.7
16	1'42.409	25.295	15.381	30.223	31.510	243.7
17	1'39.841 P	26.425	15.524	30.386	27.506	244.8
18	1'44.798	27.462	15.438	30.490	31.408	244.8
19	1'42.454	25.207	15.359	30.212	31.676	243.2
20	1'41.704	25.205	15.309	29.975	31.215	243.7
21	1'41.824	25.156	15.246	30.029	31.393	246.0

15th 17 Daniel MUÑOZ Pertamina Mandalika SPA
Runs=3 Total laps=24 Full laps=19 Valid laps=19

1	2'03.097	28.218	15.568	30.881	31.653	242.6
2	1'42.333	25.382	15.203	30.481	31.267	244.8
3	1'43.246	26.016	15.275	30.622	31.333	241.0
4	1'42.136	25.443	15.167	30.409	31.117	245.4
5	1'41.937	25.239	15.220	30.312	31.166	244.3
6	1'39.254 P	26.109	15.388	30.780	26.977	244.3
7	1'46.874	28.426	15.448	31.104	31.896	241.0

16th 5 Jaume MASIA Pertamina Mandalika SPA
Runs=4 Total laps=22 Full laps=15 Valid laps=15

1	2'01.173	27.984	15.737	31.352	31.916	241.0
2	1'43.359	25.509	15.520	30.734	31.596	240.0
3	1'43.225	25.352	15.617	30.693	31.563	237.8
4	1'42.509	25.349	15.345	30.480	31.335	244.8
5	1'42.315	25.259	15.383	30.282	31.391	243.2
6	1'46.270	25.224	16.265	33.135	31.646	230.2
7	1'42.164 P	25.249	15.602	32.916	28.397	239.4
8	1'50.467	29.974	17.053	31.506	31.934	211.3
9	1'42.624	25.498	15.425	30.250	31.451	245.4
10	1'42.526	25.185	15.444	30.521	31.376	244.3
11	1'42.451	25.277	15.404	30.391	31.379	242.6
12	1'42.429	25.294	15.460	30.343	31.332	243.2
13	1'42.992 P	25.373	15.454	33.839	28.326	241.0
14	1'47.412	28.535	15.883	31.198	31.796	236.8
15	1'42.807	25.345	15.639	30.417	31.406	235.2
16	1'42.278	25.243	15.550	30.252	31.233	243.7
17	1'42.135	25.219	15.457	30.172	31.287	243.2
18	1'42.456	25.270	15.526	30.281	31.379	240.0
19	1'42.144	25.118	15.485	30.209	31.332	240.0
20	1'41.948	25.128	15.473	30.087	31.260	242.1
21	1'41.986 P	27.808	15.826	31.168	27.184	242.1
22	1'46.237	28.375	15.624	30.607	31.631	242.6

17th 34 Mario AJI IDEMITSU Honda Tea INA
Runs=3 Total laps=17 Full laps=13 Valid laps=13

1	2'18.507	27.812	16.069	32.430	32.660	214.2
2	1'42.629	25.418	15.334	30.296	31.581	242.6
3	1'42.189	25.456	15.125	30.175	31.433	246.5
4	1'43.356	26.082	15.283	30.454	31.537	247.1
5	1'42.527	25.357	15.361	30.465	31.344	244.3
6	1'42.872	25.421	15.355	30.477	31.619	243.2
7	1'45.097	25.805	16.459	30.785	32.048	235.8
8	1'43.169	25.475	15.477	30.471	31.746	241.6
9	1'39.487 P	25.645	15.568	30.733	27.541	239.4
10	1'50.167	30.322	15.741	31.832	32.272	240.0
11	1'47.988	25.751	16.019	32.724	33.494	217.7

Fastest Lap: Izan GUEVARA CFMOTO Aspar Team SPA **1'40.794** 25.011 15.044 29.856 30.883

These data/results cannot be reproduced, stored and/or transmitted in whole or in part by any manner of electronic, mechanical, photocopying, recording, broadcasting or otherwise now known or herein after developed without the previous express consent by the copyright owner, except for reproduction in daily press and regular printed publications on sale to the public within 60 days of the event related to those data/results and always provided that copyright symbol appears together as follows below.
© DORNA, 2024



Session 2

Moto2

Lap	Lap Time	T1	T2	T3	T4	Speed	Lap	Lap Time	T1	T2	T3	T4	Speed
12	1'49.331	26.214	16.525	32.549	34.043	194.5	23	1'43.676	25.393	15.387	30.719	32.177	243.2
13	1'43.311	25.647	15.546	30.395	31.723	241.0	20th 20 Xavi CARDELUS Fantic Racing AND						
14	1'42.622	25.286	15.358	30.310	31.668	242.1	Runs=3 Total laps=24 Full laps=19 Valid laps=19						
15	1'45.421	27.010	15.581	30.781	32.049	239.4	1	2'06.452	27.450	15.552	30.787	32.239	243.2
16	1'41.998	25.233	15.154	30.216	31.395	246.5	2	1'43.422	25.475	15.393	30.694	31.860	241.6
17	2'47.260 P	1'19.033	20.583	38.029	29.615	170.8	3	1'46.730	25.561	15.387	33.903	31.879	243.2
	unfinished	29.802	15.784			237.8	4	1'43.063	25.451	15.359	30.604	31.649	243.7
18th 22 Ayumu SASAKI Yamaha VR46 Master JPN							5	1'42.688	25.527	15.294	30.460	31.407	246.0
Runs=3 Total laps=20 Full laps=15 Valid laps=15							6	1'42.960	25.353	15.289	30.500	31.818	246.5
1	2'06.158	27.854	15.877	31.183	32.115	237.8	7	1'43.119	25.452	15.340	30.805	31.522	242.6
2	1'43.581	25.605	15.508	30.551	31.917	244.3	8	1'42.714	25.391	15.406	30.411	31.506	242.6
3	1'43.673	25.545	15.492	30.634	32.002	243.2	9	1'41.549 P	27.375	15.961	31.163	27.050	237.8
4	1'44.073	25.688	15.498	30.866	32.021	241.6	10	1'47.729	28.902	15.725	31.140	31.962	240.0
5	1'43.377	25.511	15.475	30.633	31.758	241.0	11	1'43.409	25.559	15.462	30.569	31.819	242.1
6	1'44.378	25.644	15.537	31.026	32.171	240.0	12	1'42.568	25.438	15.392	30.299	31.439	242.1
7	1'50.807 P	31.149	15.901	34.238	29.519	240.0	13	1'43.342	25.511	15.423	30.724	31.684	242.6
8	1'48.431	29.849	15.620	30.942	32.020	242.1	14	1'43.204	25.429	15.444	30.718	31.613	241.6
9	1'42.841	25.397	15.418	30.406	31.620	244.8	15	1'43.101	25.598	15.453	30.564	31.486	240.5
10	1'43.218	25.446	15.535	30.565	31.672	240.5	16	1'43.778	25.543	15.713	30.699	31.823	241.0
11	1'43.809	25.624	15.505	30.687	31.993	241.6	17	1'38.157 P	25.539	15.511	30.609	26.498	241.6
12	1'42.864	25.492	15.267	30.271	31.834	247.1	18	1'47.343	28.570	15.702	31.311	31.760	239.4
13	1'47.363 P	29.282	17.588	31.716	28.777	241.6	19	1'42.982	25.515	15.373	30.566	31.528	242.6
14	1'52.291	29.971	15.773	31.411	35.136	239.4	20	1'43.070	25.511	15.390	30.504	31.665	242.6
15	1'42.572	25.421	15.292	30.377	31.482	248.2	21	1'42.881	25.542	15.340	30.525	31.474	243.2
16	1'42.342	25.478	15.299	30.257	31.308	248.2	22	1'43.224	25.499	15.481	30.562	31.682	238.4
17	1'42.000	25.153	15.315	30.173	31.359	247.7	23	1'43.054	25.518	15.374	30.501	31.661	243.2
18	1'49.004	29.390	15.684	31.030	32.900	242.6	24	1'42.781	25.438	15.310	30.497	31.536	245.4
19	1'42.069	25.318	15.258	30.181	31.312	248.2	21st 11 Alex ESCRIG KLINT Forward Factor SPA						
20	1'43.151	25.206	15.328	30.827	31.790	247.1	Runs=3 Total laps=17 Full laps=12 Valid laps=12						
	PIT	29.155	15.620	33.290	28.854	243.7	1	15'02.922	30.719	16.503	31.864	32.269	235.2
19th 23 Marcel SCHROTTE Italtrans Racing Team GER							2	1'44.520	25.625	15.677	30.872	32.346	238.4
Runs=3 Total laps=23 Full laps=18 Valid laps=18							3	1'43.945	25.533	15.617	30.782	32.013	238.9
1	2'22.989	29.023	15.828	31.059	31.983	241.0	4	1'42.849	25.270	15.495	30.415	31.669	240.5
2	1'43.207	25.570	15.351	30.575	31.711	243.2	5	1'48.419	26.635	17.086	32.289	32.409	224.0
3	1'43.171	25.530	15.343	30.481	31.817	243.7	6	1'43.129 P	25.351	15.455	32.313	30.010	242.1
4	1'43.185	25.382	15.423	30.645	31.735	243.2	7	2'01.853	31.637	17.209	33.940	39.067	224.0
5	1'43.216	25.521	15.459	30.533	31.703	242.6	8	1'45.388	25.822	15.636	30.837	33.093	240.0
6	1'43.200	25.426	15.499	30.646	31.629	242.1	9	1'45.804	26.067	15.612	31.178	32.947	238.4
7	1'43.168	25.507	15.435	30.557	31.669	243.2	10	1'43.834	25.559	15.558	30.467	32.250	238.4
8	1'42.876 P	25.908	16.830	32.027	28.111	211.3	11	1'43.244	25.357	15.445	30.515	31.927	238.9
9	1'49.554	30.260	15.802	31.377	32.115	242.1	12	1'49.021	29.042	15.527	31.244	33.208	243.2
10	1'43.057	25.523	15.444	30.473	31.617	242.1	13	1'38.863 P	25.390	15.505	30.682	27.286	241.0
11	1'43.017	25.535	15.360	30.614	31.508	244.3	14	1'55.434	32.463	16.451	33.348	33.172	236.8
12	1'42.827	25.422	15.412	30.463	31.530	243.7	15	1'43.349	25.505	15.514	30.583	31.747	241.0
13	1'42.806	25.386	15.410	30.466	31.544	242.1	16	1'43.273	25.447	15.514	30.509	31.803	240.0
14	1'42.567	25.312	15.382	30.351	31.522	243.2	17	1'42.950	25.404	15.474	30.360	31.712	240.5
15	1'44.739 P	27.099	16.087	33.632	27.921	237.3	22nd 43 Xavier ARTIGAS KLINT Forward Factor SPA						
16	1'48.557	30.206	15.840	30.863	31.648	240.5	Runs=4 Total laps=20 Full laps=13 Valid laps=13						
17	1'42.478	25.405	15.321	30.362	31.390	244.3	1	3'25.421	29.856	15.787	31.729	32.506	238.9
18	1'42.468	25.406	15.270	30.374	31.418	245.4	2	1'45.075	26.381	15.611	30.921	32.162	241.0
19	1'42.528	25.261	15.314	30.608	31.345	243.2	3	1'43.962	25.642	15.474	30.714	32.132	242.1
20	1'42.305	25.273	15.383	30.353	31.296	247.7	4	1'44.205	25.619	15.632	30.857	32.097	236.8
21	1'42.710	25.318	15.291	30.409	31.692	243.7	5	1'41.137 P	25.647	15.571	31.877	28.042	238.4
22	1'42.932	25.308	15.272	30.581	31.771	244.8							

Fastest Lap: Izan GUEVARA CFMOTO Aspar Team SPA 1'40.794 25.011 15.044 29.856 30.883

These data/results cannot be reproduced, stored and/or transmitted in whole or in part by any manner of electronic, mechanical, photocopying, recording, broadcasting or otherwise now known or herein after developed without the previous express consent by the copyright owner, except for reproduction in daily press and regular printed publications on sale to the public within 60 days of the event related to those data/results and always provided that copyright symbol appears together as follows below.
© DORNA, 2024

Session 2

Moto2

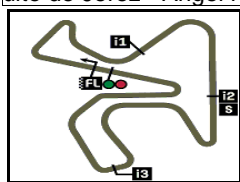
Lap	Lap Time	T1	T2	T3	T4	Speed	Lap	Lap Time	T1	T2	T3	T4	Speed
6	1'48.257	29.337	15.783	30.928	32.209	237.3							
7	1'44.380	25.912	15.766	30.616	32.086	238.9							
8	1'44.732	25.910	15.735	30.910	32.177	237.3							
9	1'46.929 P	29.381	16.410	32.337	28.801	231.7							
10	1'56.348	31.178	15.813	31.179	38.178	240.5							
11	1'44.754	26.246	15.531	30.932	32.045	241.0							
12	1'45.912	27.399	15.673	30.736	32.104	240.5							
13	1'43.982	25.737	15.479	30.646	32.120	242.6							
14	1'46.236	26.775	15.664	31.347	32.450	242.1							
15	1'41.541 P	25.794	15.712	31.573	28.462	238.9							
16	1'53.149	31.275	15.755	31.317	34.802	240.5							
17	1'44.238	25.850	15.472	30.807	32.109	243.7							
18	1'43.534	25.510	15.504	30.509	32.011	241.6							
19	1'44.283	26.334	15.408	30.633	31.908	244.3							
20	1'43.347	25.569	15.429	30.510	31.839	243.2							

23rd **79** **Ai OGURA** MT Helmets - MSI JPN
 Runs=1 Total laps=1 Full laps=0 Valid laps=0

1	14'03.035	29.536	15.700	31.189	31.794	243.7
	unfinished	25.227	15.443	30.264		242.6

Fastest Lap: Izan GUEVARA CFMOTO Aspar Team SPA **1'40.794** 25.011 15.044 29.856 30.883

These data/results cannot be reproduced, stored and/or transmitted in whole or in part by any manner of electronic, mechanical, photocopying, recording, broadcasting or otherwise now known or herein after developed without the previous express consent by the copyright owner, except for reproduction in daily press and regular printed publications on sale to the public within 60 days of the event related to those data/results and always provided that copyright symbol appears together as follows below.
 © DORNA, 2024



4423 m.

Jerez Moto2™ & Moto3™ Official Test II

Session 2

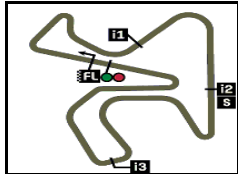
Best Partial Times

IT Ideal Lap Time, sum of the best partial times

BT Best Lap Time

T1		T2		T3		T4				IT	BT	
Pos	Rider	Time	Rider	Time	Rider	Time	Rider	Time	Pos	Rider		
1	T.ARBOLINO	24.877	I.GUEVARA	15.044	J.DIXON	29.782	I.GUEVARA	30.883	1	I.GUEVARA	1'40.783	1'40.794 (1)
2	Z.VD GOORBER	24.896	B.BALTUS	15.051	C.VIETTI	29.817	C.VIETTI	30.927	2	C.VIETTI	1'40.808	1'40.935 (3)
3	C.VIETTI	24.921	S.CHANTRA	15.053	D.BINDER	29.840	B.BALTUS	30.948	3	J.DIXON	1'40.849	1'40.919 (2)
4	D.MOREIRA	24.923	Z.VD GOORBER	15.087	I.GUEVARA	29.845	S.GARCIA	30.982	4	B.BALTUS	1'40.858	1'41.052 (5)
5	S.AGIUS	24.932	J.DIXON	15.119	F.SALAC	29.882	T.ARBOLINO	30.996	5	T.ARBOLINO	1'40.954	1'41.007 (4)
6	J.DIXON	24.932	D.ÖNCÜ	15.122	S.AGIUS	29.882	S.AGIUS	31.007	6	S.AGIUS	1'40.974	1'41.060 (6)
7	B.BALTUS	24.957	M.AJI	15.125	T.ARBOLINO	29.895	J.DIXON	31.016	7	Z.VD GOORBE	1'41.042	1'41.350 (11)
8	D.BINDER	24.982	S.GARCIA	15.134	B.BALTUS	29.902	Z.VD GOORBER	31.081	8	D.BINDER	1'41.090	1'41.220 (9)
9	F.SALAC	25.000	C.VIETTI	15.143	S.CHANTRA	29.904	F.SALAC	31.108	9	S.CHANTRA	1'41.147	1'41.415 (12)
10	I.GUEVARA	25.011	D.BINDER	15.147	D.MOREIRA	29.969	D.MUÑOZ	31.117	10	F.SALAC	1'41.176	1'41.197 (8)
11	S.CHANTRA	25.049	S.AGIUS	15.153	D.ÖNCÜ	29.975	D.BINDER	31.121	11	S.GARCIA	1'41.190	1'41.190 (7)
12	S.GARCIA	25.057	D.MUÑOZ	15.167	Z.VD GOORBER	29.978	S.CHANTRA	31.141	12	D.MOREIRA	1'41.229	1'41.308 (10)
13	J.ALCOBA	25.105	F.SALAC	15.186	S.GARCIA	30.017	D.MOREIRA	31.143	13	D.ÖNCÜ	1'41.468	1'41.704 (14)
14	J.MASIA	25.118	T.ARBOLINO	15.186	J.MASIA	30.087	J.ALCOBA	31.144	14	J.ALCOBA	1'41.588	1'41.654 (13)
15	A.SASAKI	25.153	D.MOREIRA	15.194	J.ALCOBA	30.116	D.ÖNCÜ	31.215	15	D.MUÑOZ	1'41.618	1'41.850 (15)
16	D.ÖNCÜ	25.156	J.ALCOBA	15.223	D.MUÑOZ	30.172	J.MASIA	31.233	16	J.MASIA	1'41.783	1'41.948 (16)
17	D.MUÑOZ	25.162	A.SASAKI	15.258	A.SASAKI	30.173	M.SCHROTTER	31.296	17	M.AJI	1'41.877	1'41.998 (17)
18	A.OGURA	25.227	M.SCHROTTER	15.270	M.AJI	30.175	A.SASAKI	31.308	18	A.SASAKI	1'41.892	1'42.000 (18)
19	M.AJI	25.233	X.CARDELUS	15.289	A.OGURA	30.264	M.AJI	31.344	19	M.SCHROTTE	1'42.178	1'42.305 (19)
20	M.SCHROTTER	25.261	J.MASIA	15.345	X.CARDELUS	30.299	X.CARDELUS	31.407	20	X.CARDELUS	1'42.348	1'42.568 (20)
21	A.ESCRIG	25.270	X.ARTIGAS	15.408	M.SCHROTTER	30.351	A.ESCRIG	31.669	21	A.ESCRIG	1'42.744	1'42.849 (21)
22	X.CARDELUS	25.353	A.OGURA	15.443	A.ESCRIG	30.360	A.OGURA	31.794	22	X.ARTIGAS	1'43.266	1'43.347 (22)
23	X.ARTIGAS	25.510	A.ESCRIG	15.445	X.ARTIGAS	30.509	X.ARTIGAS	31.839	-1	A.OGURA		(-1)

These data/results cannot be reproduced, stored and/or transmitted in whole or in part by any manner of electronic, mechanical, photocopying, recording, broadcasting or otherwise now known or herein after developed without the previous express consent by the copyright owner, except for reproduction in daily press and regular printed publications on sale to the public within 60 days of the event related to those data/results and always provided that copyright symbol appears together as follows below.
© DORNA, 2024




4423 m.

Jerez Moto2™ & Moto3™ Official Test II

Session 2

Fastest Laps Sequence

<i>Practice Time</i>	 <i>Rider</i>	<i>Nation</i>	<i>Motorcycle</i>	<i>Time</i>	<i>Km/h</i>	<i>Rider's Lap</i>
3'44.532	5 Jaume MASIA	SPA	KALEX	1'43.359	154.0	2
3'45.430	17 Daniel MUÑOZ	SPA	KALEX	1'42.333	155.5	2
3'55.372	10 Diogo MOREIRA	BRA	KALEX	1'42.136	155.8	2
4'01.229	35 Somkiat CHANTRA	THA	KALEX	1'42.053	156.0	2
4'03.505	84 Zonta VD GOORBERGH	NED	KALEX	1'41.595	156.7	2
5'17.957	28 Izan GUEVARA	SPA	KALEX	1'41.336	157.1	2
6'59.122	28 Izan GUEVARA	SPA	KALEX	1'41.165	157.3	3
7'19.770	7 Barry BALTUS	BEL	KALEX	1'41.156	157.4	2
26'45.108	14 Tony ARBOLINO	ITA	KALEX	1'41.138	157.4	11
34'53.012	13 Celestino VIETTI	ITA	KALEX	1'41.024	157.6	15
41'16.442	96 Jake DIXON	GBR	KALEX	1'40.919	157.7	13
1:03'47.947	28 Izan GUEVARA	SPA	KALEX	1'40.916	157.7	21
1:05'28.741	28 Izan GUEVARA	SPA	KALEX	1'40.794	157.9	22

These data/results cannot be reproduced, stored and/or transmitted in whole or in part by any manner of electronic, mechanical, photocopying, recording, broadcasting or otherwise now known or herein after developed without the previous express consent by the copyright owner, except for reproduction in daily press and regular printed publications on sale to the public within 60 days of the event related to those data/results and always provided that copyright symbol appears together as follows below.

© DORNA, 2024