


4423 m.

Jerez Moto2™ & Moto3™ Official Test II

Session 1

Classification

3

	Rider	Nation	Team	Motorcycle	Time	Lap	Total	Gap	Top Speed
1	3 Sergio GARCIA	SPA	MT Helmets - MSI	BOSCOSCURO	1'40.740	13	23		251.7
2	96 Jake DIXON	GBR	CFMOTO Aspar Team	KALEX	1'40.886	16	26	0.146	0.146 248.8
3	35 Somkiat CHANTRA	THA	IDEMITSU Honda Team Asia	KALEX	1'40.951	8	23	0.211	0.065 250.5
4	14 Tony ARBOLINO	ITA	Elf Marc VDS Racing Team	KALEX	1'41.016	22	25	0.276	0.065 247.7
5	15 Darryn BINDER	RSA	Liqui Moly Husqvarna Intact GP	KALEX	1'41.060	26	26	0.320	0.044 250.0
6	53 Deniz ÖNCÜ	TUR	Red Bull KTM Ajo	KALEX	1'41.227	7	27	0.487	0.167 250.5
7	12 Filip SALAC	CZE	Elf Marc VDS Racing Team	KALEX	1'41.237	17	20	0.497	0.010 248.8
8	79 Ai OGURA	JPN	MT Helmets - MSI	BOSCOSCURO	1'41.292	17	20	0.552	0.055 248.2
9	84 Zonta VD GOORBERGH	NED	RW-Idrofoglia Racing GP	KALEX	1'41.358	14	21	0.618	0.066 247.1
10	81 Senna AGIUS	AUS	Liqui Moly Husqvarna Intact GP	KALEX	1'41.361	19	27	0.621	0.003 247.1
11	28 Izan GUEVARA	SPA	CFMOTO Aspar Team	KALEX	1'41.365	14	26	0.625	0.004 250.0
12	10 Diogo MOREIRA	BRA	Italtrans Racing Team	KALEX	1'41.434	24	26	0.694	0.069 246.5
13	13 Celestino VIETTI	ITA	Red Bull KTM Ajo	KALEX	1'41.445	8	23	0.705	0.011 250.5
14	7 Barry BALTUS	BEL	RW-Idrofoglia Racing GP	KALEX	1'41.508	2	25	0.768	0.063 247.1
15	52 Jeremy ALCOBA	SPA	Yamaha VR46 Master Camp Team	KALEX	1'41.896	12	19	1.156	0.388 246.0
16	5 Jaume MASIA	SPA	Pertamina Mandalika GAS UP Tea	KALEX	1'41.977	21	22	1.237	0.081 247.1
17	34 Mario AJI	INA	IDEMITSU Honda Team Asia	KALEX	1'42.000	3	21	1.260	0.023 248.8
18	17 Daniel MUÑOZ	SPA	Pertamina Mandalika GAS UP Tea	KALEX	1'42.452	24	24	1.712	0.452 247.1
19	11 Alex ESCRIG	SPA	KLINT Forward Factory Team	FORWARD	1'42.523	13	20	1.783	0.071 246.5
20	20 Xavi CARDELUS	AND	Fantic Racing	KALEX	1'42.586	23	24	1.846	0.063 246.5
21	23 Marcel SCHROTTER	GER	Italtrans Racing Team	KALEX	1'42.982	24	25	2.242	0.396 247.1
22	22 Ayumu SASAKI	JPN	Yamaha VR46 Master Camp Team	KALEX	1'43.054	18	19	2.314	0.072 249.4
23	43 Xavier ARTIGAS	SPA	KLINT Forward Factory Team	FORWARD	1'43.185	3	21	2.445	0.131 246.5

Practice condition: Dry

Air: 17°

Humidity: 45%

Ground: 12°

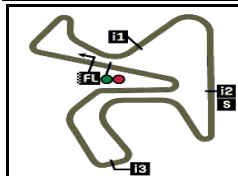
Fastest Lap:	Lap: 13	Sergio GARCIA	1'40.740	158 Km/h
Best Race Lap:	2024	Joe ROBERTS	1'41.020	157.6 Km/h
All Time Lap Record:	2023	Aron CANET	1'40.640	158.2 Km/h

The results are provisional until the end of the limit for protest and appeals.

Time limit for protest expires 60' after publication of the results - Time:

These data/results cannot be reproduced, stored and/or transmitted in whole or in part by any manner of electronic, mechanical, photocopying, recording, broadcasting or otherwise now known or herein after developed without the previous express consent by the copyright owner, except for reproduction in daily press and regular printed publications on sale to the public within 60 days of the event related to those data/results and always provided that copyright symbol appears together as follows below.

© DORNA, 2024



4423 m.

Jerez Moto2™ & Moto3™ Official Test II
Session 1
Top Speed & Average

4



Rider	Nation	Motorcycle	Top 5 speeds					Average	Top
3 Sergio GARCIA	SPA	BOSCOSCURO	251.7	251.7	250.0	250.0	250.0	250.6	251.7
13 Celestino VIETTI	ITA	KALEX	250.5	250.0	248.8	248.8	248.8	249.4	250.5
35 Somkiat CHANTRA	THA	KALEX	250.5	249.4	249.4	248.2	247.7	249.0	250.5
53 Deniz ÖNCÜ	TUR	KALEX	250.5	249.4	249.4	248.8	248.8	249.4	250.5
15 Darryn BINDER	RSA	KALEX	250.0	249.4	249.4	248.8	248.2	248.9	250.0
28 Izan GUEVARA	SPA	KALEX	250.0	249.4	248.8	248.8	248.2	248.7	250.0
22 Ayumu SASAKI	JPN	KALEX	249.4	248.2	247.1	247.1	246.5	247.7	249.4
12 Filip SALAC	CZE	KALEX	248.8	247.1	247.1	247.1	246.5	247.1	248.8
34 Mario AJI	INA	KALEX	248.8	248.2	247.1	246.5	246.5	247.4	248.8
96 Jake DIXON	GBR	KALEX	248.8	248.2	247.7	247.1	247.1	247.6	248.8
79 Ai OGURA	JPN	BOSCOSCURO	248.2	247.7	247.7	247.7	247.1	247.5	248.2
14 Tony ARBOLINO	ITA	KALEX	247.7	247.1	247.1	247.1	247.1	247.2	247.7
5 Jaume MASIA	SPA	KALEX	247.1	247.1	246.5	246.0	245.4	246.4	247.1
7 Barry BALTUS	BEL	KALEX	247.1	247.1	245.4	245.4	243.7	244.7	247.1
17 Daniel MUÑOZ	SPA	KALEX	247.1	247.1	246.0	245.4	245.4	246.1	247.1
23 Marcel SCHROTTER	GER	KALEX	247.1	246.5	246.5	246.0	246.0	246.4	247.1
81 Senna AGIUS	AUS	KALEX	247.1	246.0	244.8	244.3	243.7	244.6	247.1
84 Zonta VD GOORBERGH	NED	KALEX	247.1	246.5	246.0	246.0	245.4	246.2	247.1
10 Diogo MOREIRA	BRA	KALEX	246.5	246.0	245.4	245.4	244.8	245.5	246.5
11 Alex ESCRIG	SPA	FORWARD	246.5	244.8	244.3	243.7	243.7	244.2	246.5
20 Xavi CARDELUS	AND	KALEX	246.5	246.5	246.0	245.4	244.8	245.8	246.5
43 Xavier ARTIGAS	SPA	FORWARD	246.5	245.4	245.4	245.4	244.8	245.4	246.5
52 Jeremy ALCOBA	SPA	KALEX	246.0	246.0	246.0	245.4	244.8	245.5	246.0

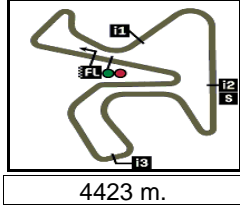
These data/results cannot be reproduced, stored and/or transmitted in whole or in part by any manner of electronic, mechanical, photocopying, recording, broadcasting or otherwise now known or herein after developed without the previous express consent by the copyright owner, except for reproduction in daily press and regular printed publications on sale to the public within 60 days of the event related to those data/results and always provided that copyright symbol appears together as follows below.

© DORNA, 2024

Official MotoGP Timing by TISSOT
 www.motogp.com



Jerez de la Frontera, Tuesday, April 30, 2024



Jerez Moto2™ & Moto3™ Official Test II
Session 1
Chronological Analysis of Performances

5

* Lap / Sector time cancelled T1 Time from finish line to 1st intermediate T3 Time from 2nd intermed. to 3rd intermed.
P Crossing the finish line in pit lane T2 Time from 1st intermed. to 2nd intermed. T4 Time from 3rd intermediate to finish line

Lap	Lap Time	T1	T2	T3	T4	Speed	Lap	Lap Time	T1	T2	T3	T4	Speed							
1st 3 Sergio GARCIA MT Helmets - MSI SPA Runs=3 Total laps=23 Full laps=18 Valid laps=18							19	1'36.326 P	25.011	15.098	30.201	26.016	248.8	20	1'45.427	28.108	15.335	30.531	31.453	247.1
1	2'38.019	27.987	15.387	30.667	31.436	248.8	21	1'41.673	25.241	15.200	29.965	31.267	247.1							
2	1'41.279	25.156	15.016	30.076	31.031	247.1	22	1'41.227	24.933	15.240	29.833	31.221	246.5							
3	1'41.291	25.167	<u>14.955</u>	30.153	31.016	249.4	23	1'35.768 P	24.947	15.157	29.969	25.695	244.8							
4	1'41.281	25.070	15.061	30.081	31.069	250.0	24	1'45.024	28.132	15.318	30.233	31.341	242.1							
5	1'41.921	25.525	15.214	30.129	31.053	248.2	25	1'41.558	25.034	15.127	30.173	31.224	247.1							
6	1'41.028	25.062	15.027	29.984	30.955	249.4	26	1'41.066	24.905	15.137	29.840	31.184	247.1							
7	1'40.995	25.017	15.061	30.076	30.841	246.5	3rd 35 Somkiat CHANTRA IDEMITSU Honda Tea THA Runs=4 Total laps=23 Full laps=16 Valid laps=16													
8	1'40.906	25.002	14.986	<u>29.894</u>	31.024	<u>251.7</u>	1	2'38.800	27.645	15.390	30.421	31.329	246.5							
9	1'36.503 P	25.162	15.096	30.021	<u>26.224</u>	248.2	2	1'41.024	25.060	15.003	29.932	31.029	249.4							
10	1'49.453	30.497	15.469	31.888	31.599	242.6	3	1'41.009	24.971	<u>14.962</u>	30.096	<u>30.980</u>	<u>250.5</u>							
11	1'41.208	24.958	15.055	30.002	31.193	249.4	4	1'41.833	24.965	15.014	30.209	31.645	249.4							
12	1'41.101	<u>24.884</u>	15.043	30.037	31.137	251.7	5	1'38.742 P	25.407	15.381	30.864	<u>27.090</u>	246.5							
13	<u>1'40.740</u>	24.908	15.024	30.023	<u>30.785</u>	250.0	6	1'45.581	28.322	15.340	30.512	31.407	246.5							
14	1'44.997	27.900	15.879	30.205	31.013	242.6	7	1'41.445	25.070	15.116	30.031	31.228	247.1							
15	1'41.123	24.978	15.160	30.037	30.948	248.2	8	<u>1'40.951</u>	<u>24.890</u>	15.049	29.990	31.022	247.1							
16	1'41.389	25.087	15.156	30.073	31.073	248.8	9	1'38.696 P	25.232	15.329	31.109	<u>27.026</u>	246.5							
17	1'42.810 P	25.085	15.199	31.556	<u>30.970</u>	246.5	10	1'45.992	28.906	15.373	30.366	31.347	246.0							
18	1'45.336	28.771	15.171	30.243	31.151	247.1	11	1'41.530	25.045	15.072	30.106	31.307	248.2							
19	1'41.598	25.073	15.148	30.298	31.079	248.2	12	1'41.871	25.111	15.191	30.214	31.355	245.4							
20	1'41.167	25.042	15.123	30.092	30.910	249.4	13	1'41.765	25.110	15.159	30.100	31.396	245.4							
21	1'41.409	25.028	15.155	30.182	31.044	248.8	14	1'41.819	25.145	15.169	30.160	31.345	246.0							
22	1'41.337	25.017	15.119	30.191	31.010	250.0	15	1'41.822	25.071	15.203	30.141	31.407	247.7							
23	1'41.146	25.037	15.141	30.054	30.914	250.0	16	1'41.575	25.030	15.184	30.031	31.330	246.0							
2nd 96 Jake DIXON CFMOTO Aspar Team GBR Runs=6 Total laps=26 Full laps=15 Valid laps=15							17	1'41.649 P	26.057	16.029	31.829	<u>27.734</u>	229.7	18	1'45.821	28.280	15.457	30.560	31.524	244.8
1	2'17.736	28.164	15.531	30.775	31.948	243.2	19	1'41.989	25.296	15.112	30.285	31.296	246.5							
2	1'42.931	25.395	15.294	30.380	31.862	243.7	20	1'41.711	25.149	15.179	30.162	31.221	245.4							
3	1'41.936	25.078	15.204	30.348	31.306	243.2	21	1'41.224	25.018	15.179	29.931	31.096	246.5							
4	1'41.736	25.099	15.186	30.143	31.308	246.0	22	1'42.254	25.328	15.178	30.070	31.678	246.0							
5	1'41.530	25.045	15.254	29.956	31.275	243.2	23	1'41.044	25.046	15.063	<u>29.804</u>	31.131	247.1							
6	1'42.162	25.143	15.319	30.153	31.547	245.4	4th 14 Tony ARBOLINO Elf Marc VDS Racing ITA Runs=4 Total laps=25 Full laps=18 Valid laps=18													
7	1'45.043 P	27.259	16.315	33.410	28.059	233.7	1	2'35.277	27.401	15.455	31.051	32.011	243.7							
8	1'46.053	28.201	15.501	30.601	31.750	243.7	2	1'41.585	25.107	15.157	30.067	31.254	247.1							
9	1'41.781	25.243	15.191	30.008	31.339	246.5	3	1'41.126	24.906	15.087	30.038	31.095	<u>247.7</u>							
10	1'37.153 P	25.033	15.208	30.401	26.511	244.8	4	1'47.542	25.043	15.130	30.227	37.142	247.1							
11	1'44.714	27.638	15.358	30.299	31.419	244.8	5	1'41.846	25.175	15.134	30.255	31.282	246.5							
12	1'42.036	25.182	15.215	30.218	31.421	244.8	6	1'41.885	24.986	15.158	30.017	31.724	247.1							
13	1'36.061 P	25.004	15.181	30.021	25.855	244.3	7	1'41.451	25.044	15.119	30.106	31.182	246.5							
14	1'44.884	27.983	15.240	30.345	31.316	246.0	8	1'42.097 P	26.695	15.707	32.044	<u>27.651</u>	242.1							
15	1'42.492	24.988	15.179	30.514	31.811	246.5	9	1'46.506	28.072	15.497	31.157	31.780	242.6							
16	<u>1'40.886</u>	25.051	15.051	<u>29.776</u>	<u>31.008</u>	248.2	Fastest Lap: Sergio GARCIA MT Helmets - MSI SPA 1'40.740 24.908 15.024 30.023 30.785													
17	1'40.894	<u>24.873</u>	<u>15.024</u>	29.800	31.197	247.7	These data/results cannot be reproduced, stored and/or transmitted in whole or in part by any manner of electronic, mechanical, photocopying, recording, broadcasting or otherwise now known or herein after developed without the previous express consent by the copyright owner, except for reproduction in daily press and regular printed publications on sale to the public within 60 days of the event related to those data/results and always provided that copyright symbol appears together as follows below.													
18	1'41.098	24.892	15.180	29.887	31.139	244.8	© DORNA, 2024													

Fastest Lap: Sergio GARCIA MT Helmets - MSI SPA **1'40.740** 24.908 15.024 30.023 30.785

These data/results cannot be reproduced, stored and/or transmitted in whole or in part by any manner of electronic, mechanical, photocopying, recording, broadcasting or otherwise now known or herein after developed without the previous express consent by the copyright owner, except for reproduction in daily press and regular printed publications on sale to the public within 60 days of the event related to those data/results and always provided that copyright symbol appears together as follows below.
© DORNA, 2024

Session 1

Moto2

Lap	Lap Time	T1	T2	T3	T4	Speed	Lap	Lap Time	T1	T2	T3	T4	Speed
10	1'42.134	25.229	15.209	30.267	31.429	244.3	9	1'41.809	25.064	15.141	30.301	31.303	248.2
11	1'41.749	25.038	15.224	30.123	31.364	244.8	10	1'39.016 P	25.706	15.291	30.766	27.253	246.0
12	1'40.647 P	26.808	15.661	31.241	26.937	236.3	11	1'45.734	27.790	15.409	30.678	31.857	244.3
13	1'45.489	26.830	15.473	30.800	32.386	242.6	12	1'42.240	25.251	15.201	30.094	31.694	246.5
14	1'42.485	25.386	15.356	30.178	31.565	244.3	13	1'42.144	25.130	15.235	30.196	31.583	246.0
15	1'42.235	25.178	15.224	30.225	31.608	246.0	14	1'43.652	25.315	15.284	30.239	32.814	244.8
16	1'42.095	25.130	15.297	30.188	31.480	243.7	15	1'42.441	25.382	15.242	30.297	31.520	245.4
17	1'39.475 P	25.181	15.355	30.802	28.137	243.2	16	1'42.995	25.269	15.271	30.133	32.322	244.8
18	1'51.137	32.968	15.568	30.902	31.699	242.6	17	1'41.925	25.259	15.168	30.109	31.389	250.5
19	1'41.596	25.087	15.155	30.030	31.324	244.3	18	1'41.720	25.162	15.166	30.031	31.361	248.8
20	1'41.142	24.858	15.119	30.082	31.083	244.8	19	1'42.612	25.242	15.327	30.430	31.613	245.4
21	1'41.393	24.957	15.133	30.029	31.274	244.3	20	1'38.662 P	25.495	15.355	30.592	27.220	245.4
22	1'41.016	24.932	15.122	29.917	31.045	244.8	21	1'45.189	27.983	15.254	30.663	31.289	245.4
23	1'51.220	26.070	15.933	31.735	37.482	226.8	22	1'41.667	25.174	15.138	30.093	31.262	248.2
24	1'41.694	25.116	15.164	30.085	31.329	246.0	23	1'41.563	25.027	15.148	30.123	31.265	247.7
25	1'41.073	24.999	15.061	29.871	31.142	247.1	24	1'42.344	25.447	15.129	30.218	31.550	248.8
5th 15 Darryn BINDER Liqui Moly Husqvarna RSA Runs=4 Total laps=26 Full laps=19 Valid laps=19							25 1'41.889 25.174 15.183 30.308 31.224 246.5						
1 2'19.179 30.232 15.539 31.259 31.611 244.8							26 1'41.728 25.103 15.155 30.162 31.308 248.2						
2 1'42.145 25.317 15.182 30.444 31.202 249.4							27 1'41.570 25.128 15.148 29.933 31.361 249.4						
3 1'42.206 25.669 15.105 30.176 31.256 249.4							7th 12 Filip SALAC Elf Marc VDS Racing CZE Runs=3 Total laps=20 Full laps=15 Valid laps=15						
4 1'41.470 25.147 15.149 30.023 31.151 247.1							1 6'24.785 29.430 15.666 34.614 31.951 246.5						
5 1'41.341 25.078 15.126 29.937 31.200 248.2							2 1'42.239 25.278 15.244 30.282 31.435 246.0						
6 1'41.870 25.078 15.206 30.220 31.366 248.8							3 1'41.614 25.045 15.249 30.084 31.236 246.5						
7 1'38.285 P 25.377 15.160 30.559 27.189 248.2							4 1'43.008 25.038 15.346 30.852 31.772 241.6						
8 1'51.400 32.401 15.643 31.183 32.173 242.6							5 1'41.736 25.073 15.235 30.094 31.334 244.8						
9 1'43.151 25.491 15.426 30.597 31.637 244.8							6 1'41.083 P 25.138 15.312 31.937 28.696 243.7						
10 1'42.538 25.379 15.357 30.439 31.363 244.8							7 1'48.528 30.128 15.380 31.078 31.942 244.3						
11 1'42.492 25.210 15.351 30.436 31.495 246.5							8 1'42.644 25.253 15.337 30.399 31.655 246.0						
12 1'42.544 25.266 15.274 30.391 31.613 246.0							9 1'42.179 25.096 15.351 30.257 31.475 243.2						
13 1'42.669 25.402 15.349 30.414 31.504 246.0							10 1'41.602 25.042 15.254 30.139 31.167 247.1						
14 1'42.062 25.179 15.256 30.338 31.289 247.1							11 1'41.986 25.020 15.177 30.329 31.460 248.8						
15 1'46.500 28.781 15.453 30.424 31.842 246.0							12 1'41.765 25.051 15.263 30.240 31.211 247.1						
16 1'41.956 25.290 15.316 30.106 31.244 246.5							13 1'42.085 25.145 15.255 30.318 31.367 247.1						
17 1'37.513 P 25.243 15.245 30.360 26.665 248.2							14 1'45.805 P 28.239 15.490 33.619 28.457 246.0						
18 1'49.971 31.348 15.593 31.113 31.917 243.7							15 1'47.427 29.098 15.619 30.923 31.787 242.6						
19 1'43.312 25.567 15.521 30.594 31.630 244.3							16 1'42.034 25.091 15.253 30.315 31.375 244.8						
20 1'42.808 25.345 15.346 30.476 31.641 246.0							17 1'41.237 24.970 15.165 29.992 31.110 246.0						
21 1'43.003 25.336 15.407 30.611 31.649 243.7							18 1'41.990 25.036 15.261 30.123 31.570 242.1						
22 1'43.639 25.491 15.436 30.454 32.258 244.3							19 1'41.352 25.000 15.164 29.975 31.213 246.0						
23 1'43.788 P 27.310 15.459 31.843 29.176 246.5							20 1'41.471 24.954 15.143 30.086 31.288 246.5						
24 1'47.170 30.073 15.514 30.369 31.214 243.2							8th 79 Ai OGURA MT Helmets - MSI JPN Runs=3 Total laps=20 Full laps=15 Valid laps=15						
25 1'41.167 25.046 15.164 29.942 31.015 246.5							1 3'17.613 29.364 15.782 31.848 31.900 246.5						
26 1'41.060 25.062 15.065 29.923 31.010 250.0							2 1'42.426 25.400 15.166 30.471 31.389 247.7						
6th 53 Deniz ÖNCÜ Red Bull KTM Ajo TUR Runs=3 Total laps=27 Full laps=22 Valid laps=22							3 1'41.885 25.048 15.282 30.264 31.291 243.7						
1 2'50.905 29.109 15.665 30.580 31.658 244.3							4 1'41.824 25.037 15.214 30.267 31.306 246.5						
2 1'42.034 25.343 15.231 30.146 31.314 246.0							5 1'41.567 24.986 15.282 30.115 31.184 246.0						
3 1'43.737 27.127 15.240 30.088 31.282 245.4							6 1'41.519 24.903 15.354 30.050 31.212 247.7						
4 1'41.824 25.034 15.191 30.132 31.467 244.3							7 1'41.326 24.875 15.196 30.036 31.219 247.1						
5 1'41.628 25.148 15.261 30.067 31.152 244.8							8 1'39.208 P 25.048 15.379 30.798 27.983 243.7						
6 1'48.011 25.100 16.585 34.554 31.772 194.5							9 1'47.728 29.197 15.564 31.258 31.709 244.8						
7 1'41.227 25.014 15.068 29.838 31.307 248.2							10 1'47.699 30.316 15.486 30.489 31.408 244.8						
8 1'41.485 25.097 15.065 30.036 31.287 249.4							11 1'41.476 25.059 15.245 29.964 31.208 247.7						

Fastest Lap: Sergio GARCIA MT Helmets - MSI SPA **1'40.740** 24.908 15.024 30.023 30.785

These data/results cannot be reproduced, stored and/or transmitted in whole or in part by any manner of electronic, mechanical, photocopying, recording, broadcasting or otherwise now known or herein after developed without the previous express consent by the copyright owner, except for reproduction in daily press and regular printed publications on sale to the public within 60 days of the event related to those data/results and always provided that copyright symbol appears together as follows below.
© DORNA, 2024

Session 1

Moto2

Lap	Lap Time	T1	T2	T3	T4	Speed	Lap	Lap Time	T1	T2	T3	T4	Speed
17	1'42.834	25.293	15.415	30.349	31.777	242.6	18	1'41.827	25.072	15.270	30.181	31.304	243.7
18	1'42.866	25.212	15.353	30.614	31.687	242.1	19	1'41.577	25.036	15.277	30.101	31.163	243.2
19	1'42.832	25.284	15.370	30.492	31.686	242.1	20	1'42.558	25.226	15.447	30.454	31.431	242.1
20	1'42.906	25.378	15.431	30.374	31.723	240.5	21	1'42.006	25.091	15.318	30.391	31.206	242.6
21	1'40.795 P	26.229	15.740	31.599	27.227	241.6	22	1'41.794	25.059	15.322	30.235	31.178	243.2
22	1'47.722	27.293	15.361	30.760	34.308	241.6	23	1'41.695	25.065	15.291	30.147	31.192	242.6
23	1'41.625	25.089	15.249	30.047	31.240	242.6	24	1'42.041	25.131	15.284	30.247	31.379	243.7
24	1'41.434	25.017	15.200	30.008	31.209	244.3	25	1'42.146	25.064	15.338	30.346	31.398	243.7
25	1'41.736	25.028	15.212	29.969	31.527	244.3							
26	1'46.136	24.991	15.171	34.113	31.861	246.0							

13th 13		Celestino VIETTI					Red Bull KTM Ajo					ITA				
		Runs=4	Total laps=23				Full laps=16				Valid laps=16					
1	2'57.413	29.533	15.658	30.839	31.992	246.5										
2	1'42.648	25.592	15.248	30.348	31.460	248.2										
3	1'41.870	25.153	15.234	30.332	31.151	248.8										
4	1'41.718	25.157	15.188	30.070	31.303	248.2										
5	1'41.819	25.073	15.217	30.391	31.138	247.1										
6	1'41.658	25.159	15.245	30.192	31.062	247.7										
7	1'41.859	25.151	15.246	30.210	31.252	247.7										
8	1'41.445	25.092	15.195	30.028	31.130	248.8										
9	1'41.870	25.130	15.238	30.159	31.343	246.5										
10	1'44.944 P	28.331	16.251	32.730	27.632	235.2										
11	1'48.600	30.282	15.628	31.003	31.687	244.8										
12	1'42.765	25.356	15.348	30.437	31.624	246.0										
13	1'42.673	25.479	15.325	30.374	31.495	246.5										
14	1'43.530	25.245	15.282	31.426	31.577	248.2										
15	1'42.258	25.208	15.383	30.275	31.392	247.1										
16	1'42.023	25.225	15.223	30.293	31.282	248.2										
17	1'37.524 P	25.272	15.258	30.380	26.614	250.5										
18	1'50.683	31.623	16.153	31.181	31.726	235.8										
19	1'42.977	25.171	15.282	31.101	31.423	247.1										
20	1'36.504 P	25.099	15.161	30.087	26.157	248.8										
21	1'46.758	29.386	15.448	30.484	31.440	245.4										
22	1'41.697	25.194	15.270	30.087	31.146	245.4										
23	1'41.557	25.104	15.174	30.159	31.120	250.0										

14th 7		Barry BALTUS					RW-Idrofoglia Racing					BEL				
		Runs=3	Total laps=25				Full laps=20				Valid laps=20					
1	2'39.083	26.961	15.212	30.653	31.348	247.1										
2	1'41.508	25.057	15.065	30.317	31.069	245.4										
3	1'41.587	24.989	15.184	30.141	31.273	247.1										
4	1'41.940	25.094	15.234	30.157	31.455	245.4										
5	1'42.187	25.125	15.334	30.374	31.354	242.6										
6	1'42.319	25.131	15.403	30.349	31.436	242.6										
7	1'42.213	25.196	15.372	30.456	31.189	242.6										
8	1'39.582 P	26.611	15.425	30.516	27.030	242.6										
9	1'45.150	27.543	15.471	30.652	31.484	240.5										
10	1'42.231	25.245	15.342	30.256	31.388	243.7										
11	1'42.251	25.235	15.379	30.249	31.388	243.7										
12	1'42.308	25.180	15.449	30.417	31.262	241.0										
13	1'42.503	25.192	15.354	30.497	31.460	242.6										
14	1'42.356	25.137	15.446	30.266	31.507	240.5										
15	1'43.053	25.325	15.485	30.527	31.716	241.0										
16	1'41.108 P	28.597	15.494	30.614	26.403	243.7										
17	1'45.376	28.105	15.446	30.493	31.332	241.0										

15th 52 **Jeremy ALCOBA** Yamaha VR46 Master SPA
Runs=3 Total laps=19 Full laps=14 Valid laps=14

1	4'01.694	31.000	16.003	33.022	32.274	238.9									
2	1'43.962	26.135	15.414	30.866	31.547	246.0									
3	1'42.588	25.346	15.346	30.469	31.427	243.7									
4	1'42.696	25.279	15.309	30.670	31.438	243.7									
5	1'42.366	25.377	15.361	30.296	31.332	242.6									
6	1'42.183	25.368	15.264	30.285	31.266	244.8									
7	1'42.382	25.349	15.315	30.384	31.334	243.7									
8	1'38.562 P	25.585	15.360	30.539	27.078	242.1									
9	1'47.182	28.721	15.512	30.972	31.977	242.1									
10	1'42.976	25.563	15.354	30.597	31.462	244.3									
11	1'42.107	25.234	15.251	30.330	31.292	246.0									
12	1'41.896	25.208	15.229	30.253	31.206	244.8									
13	1'42.229	25.230	15.331	30.410	31.258	244.3									
14	1'42.226	25.186	15.243	30.331	31.466	243.2									
15	1'41.960	25.195	15.287	30.232	31.246	244.3									
16	1'37.769 P	25.188	15.344	30.266	26.971	242.1									
17	1'45.790	28.571	15.372	30.424	31.423	244.3									
18	1'41.903	25.177	15.246	30.217	31.263	245.4									
19	1'42.030	25.146	15.223	30.364	31.297	246.0									

16th 5 **Jaume MASIA** Pertamina Mandalika SPA
Runs=4 Total laps=22 Full laps=15 Valid laps=15

1	3'29.775	29.114	16.099	31.807	32.518	238.4									
2	1'43.631	25.630	15.414	30.828	31.759	244.3									
3	1'42.918	25.443	15.382	30.593	31.500	244.3									
4	1'42.762	25.326	15.407	30.481	31.548	241.6									
5	1'42.799	25.294	15.522	30.541	31.442	242.6									
6	1'42.425	25.276	15.458	30.165	31.526	243.2									
7	1'43.044 P	27.877	15.877	31.531	27.759	238.9									
8	1'47.539	29.066	15.600	31.010	31.863	241.6									
9	1'42.761	25.325	15.430	30.542	31.464	242.6									
10	1'42.299	25.237	15.365	30.264	31.433	243.7									
11	1'42.225	25.165	15.334	30.228	31.498	246.0									
12	1'42.792	25.311	15.335	30.551	31.595	242.6									
13	1'42.772 P	27.136	15.947	31.678	28.011	232.7									
14	1'49.794	29.985	15.686	32.322	31.801	242.1									
15	1'42.546	25.380	15.386	30.340	31.440	244.3									
16	1'42.062	25.219	15.275	30.174	31.394	247.1									
17	1'39.758 P	25.376	15.519	31.255	27.608	243.2									
18	1'45.904	27.830	15.437	30.988	31.649	243.7									
19	1'42.245	25.305	15.319	30.318	31.303	245.4									
20	1'42.902	25.788	15.422	30.286	31.406	244.8									
21	1'41.977	25.211	15.294	30.172	31.300	247.1									
22	1'42.045	25.188	15.345	30.210	31.302	246.5									

Fastest Lap: Sergio GARCIA MT Helmets - MSI SPA **1'40.740** 24.908 15.024 30.023 30.785

These data/results cannot be reproduced, stored and/or transmitted in whole or in part by any manner of electronic, mechanical, photocopying, recording, broadcasting or otherwise now known or herein after developed without the previous express consent by the copyright owner, except for reproduction in daily press and regular printed publications on sale to the public within 60 days of the event related to those data/results and always provided that copyright symbol appears together as follows below.
© DORNA, 2024

Session 1

Moto2

Lap	Lap Time	T1	T2	T3	T4	Speed	Lap	Lap Time	T1	T2	T3	T4	Speed
17th	34	Mario AJI IDEMITSU Honda Tea INA					4	1'48.019	26.394	15.475	31.361	34.789	242.1
		Runs=3	Total laps=21	Full laps=16	Valid laps=16	5	1'47.322	25.533	15.536	30.846	35.407	244.3	
1	2'35.453	27.319	15.441	31.164	31.984	246.0	6	1'44.534	25.920	15.539	30.870	32.205	243.7
2	1'44.329	25.554	15.390	31.133	32.252	247.1	7	1'48.324	25.623	15.650	32.296	34.755	238.9
3	1'42.000	25.371	15.039	30.293	31.297	248.8	8	1'43.287	25.449	15.433	30.565	31.840	243.7
4	1'42.595	25.422	15.399	30.359	31.415	248.2	9	1'42.851	25.385	15.361	30.427	31.678	243.2
5	1'43.560	25.215	15.685	31.124	31.536	244.8	10	1'55.379 P	28.203	18.423	37.457	31.296	171.9
6	1'42.762	25.310	15.259	30.526	31.667	246.0	11	1'49.421	30.493	15.583	30.899	32.446	243.7
7	1'42.751	25.377	15.310	30.447	31.617	246.0	12	1'43.286	25.648	15.420	30.546	31.672	243.2
8	1'42.426	25.425	15.263	30.304	31.434	246.0	13	1'42.523	25.320	15.266	30.427	31.510	243.7
9	1'44.714 P	28.502	15.939	32.211	28.062	240.5	14	1'43.047	25.221	15.306	30.687	31.833	243.7
10	1'50.503	30.388	16.164	31.454	32.497	237.8	15	1'38.987 P	25.247	15.336	30.444	27.960	243.2
11	1'44.597	26.000	15.647	30.872	32.078	241.0	16	1'52.375	33.155	16.076	31.130	32.014	240.0
12	1'44.073	25.700	15.444	31.033	31.896	241.6	17	1'46.190	25.471	15.522	33.427	31.770	242.1
13	1'44.141	25.697	15.447	31.075	31.922	243.2	18	1'42.694	25.522	15.326	30.269	31.577	244.8
14	1'43.651	25.761	15.446	30.689	31.755	244.3	19	1'43.625	25.319	15.338	30.395	32.573	243.7
15	1'41.454 P	25.868	16.361	31.149	28.076	233.7	20	1'42.644	25.455	15.259	30.325	31.605	246.5
16	1'49.971	28.986	15.618	31.839	33.528	242.1	20th 20 Xavi CARDELUS Fantic Racing AND						
17	1'43.240	25.602	15.356	30.592	31.690	242.6		Runs=4	Total laps=24	Full laps=17	Valid laps=17		
18	1'44.089	25.329	15.317	31.261	32.182	244.3	1	2'20.887	28.444	15.524	30.952	32.014	244.8
19	1'42.723	25.339	15.282	30.479	31.623	246.5	2	1'43.320	25.623	15.296	30.651	31.750	244.3
20	1'42.451	25.276	15.273	30.325	31.577	246.0	3	1'43.018	25.445	15.177	30.419	31.977	246.5
21	1'42.689	25.345	15.316	30.423	31.605	246.5	4	1'44.288	25.914	15.401	31.002	31.971	246.5
18th 17 Daniel MUÑOZ Pertamina Mandalika SPA						5	1'43.523	25.851	15.400	30.666	31.606	243.2	
		Runs=3	Total laps=24	Full laps=19	Valid laps=19	6	1'43.489	25.677	15.404	30.635	31.773	242.1	
1	5'28.443	30.457	15.960	32.422	33.199	241.0	7	1'43.798	25.946	15.417	30.681	31.754	243.7
2	1'48.182	26.555	15.490	31.674	34.463	244.3	8	1'38.949 P	25.506	15.420	30.646	27.377	242.1
3	1'45.745	26.421	15.655	31.513	32.156	243.7	9	1'48.516	30.044	15.547	30.974	31.951	243.2
4	1'44.524	26.026	15.413	31.182	31.903	244.3	10	1'43.382	25.531	15.383	30.685	31.783	242.6
5	1'43.961	25.959	15.398	30.853	31.751	244.8	11	1'43.381	25.662	15.353	30.611	31.755	242.6
6	1'43.814	25.745	15.433	30.972	31.664	243.7	12	1'43.759	25.656	15.472	30.813	31.818	243.2
7	1'43.917	25.788	15.432	31.072	31.625	244.8	13	1'43.569	25.535	15.399	30.727	31.908	243.2
8	1'43.584	25.656	15.400	30.731	31.797	244.8	14	1'39.919 P	25.958	15.605	31.485	26.871	240.5
9	1'39.722 P	25.671	15.468	31.368	27.215	244.8	15	1'47.574	28.961	15.484	31.291	31.838	246.0
10	1'47.260	28.836	15.604	31.112	31.708	241.6	16	1'42.998	25.594	15.315	30.551	31.538	244.3
11	1'43.816	26.129	15.396	30.707	31.584	243.7	17	1'43.488	25.464	15.354	30.830	31.840	241.6
12	1'43.325	25.622	15.335	30.782	31.586	246.0	18	1'43.599	25.508	15.419	30.841	31.831	242.6
13	1'43.224	25.589	15.323	30.799	31.513	247.1	19	1'46.910	28.006	15.674	31.098	32.132	241.0
14	1'43.102	25.620	15.348	30.736	31.398	243.7	20	1'43.363	25.458	15.373	30.603	31.929	243.2
15	1'43.607	25.410	15.621	30.694	31.882	243.7	21	1'40.730 P	26.128	15.764	31.852	26.986	237.8
16	1'43.039	25.499	15.306	30.696	31.538	245.4	22	1'48.149	29.592	15.556	31.284	31.717	243.2
17	1'39.588 P	25.998	15.559	31.177	26.854	242.1	23	1'42.586	25.354	15.317	30.361	31.554	244.3
18	1'46.208	28.099	15.413	30.890	31.806	244.8	24	1'42.906	25.469	15.278	30.519	31.640	245.4
19	1'43.030	25.556	15.353	30.698	31.423	244.3	21st 23 Marcel SCHROTTE Italtrans Racing Team GER						
20	1'43.166	25.533	15.412	30.763	31.458	243.2		Runs=3	Total laps=25	Full laps=20	Valid laps=20		
21	1'42.665	25.477	15.303	30.600	31.285	245.4	1	2'15.063	30.176	16.104	32.383	32.713	238.9
22	1'43.194	25.458	15.310	30.943	31.483	244.3	2	1'45.883	26.424	15.553	31.613	32.293	243.7
23	1'42.795	25.447	15.278	30.657	31.413	245.4	3	1'46.221	26.005	15.441	32.528	32.247	247.1
24	1'42.452	25.415	15.198	30.480	31.359	247.1	4	1'44.296	25.924	15.394	30.922	32.056	245.4
19th 11 Alex ESCRIG KLINT Forward Factor SPA						5	1'44.516	25.849	15.512	31.147	32.008	246.5	
		Runs=3	Total laps=20	Full laps=15	Valid laps=15	6	1'43.925	25.858	15.425	30.806	31.836	245.4	
1	2'25.474	29.013	15.773	31.300	32.460	242.1	7	1'43.454	25.727	15.359	30.627	31.741	244.3
2	1'44.307	25.904	15.540	30.869	31.994	243.2	8	1'43.330	25.608	15.351	30.627	31.744	244.8
3	1'43.981	25.625	15.480	30.807	32.069	242.6	9	1'45.471 P	29.069	16.096	31.302	29.004	237.8

Fastest Lap: Sergio GARCIA MT Helmets - MSI SPA **1'40.740** 24.908 15.024 30.023 30.785

These data/results cannot be reproduced, stored and/or transmitted in whole or in part by any manner of electronic, mechanical, photocopying, recording, broadcasting or otherwise now known or herein after developed without the previous express consent by the copyright owner, except for reproduction in daily press and regular printed publications on sale to the public within 60 days of the event related to those data/results and always provided that copyright symbol appears together as follows below.
© DORNA, 2024

Session 1

Moto2

Lap	Lap Time	T1	T2	T3	T4	Speed	Lap	Lap Time	T1	T2	T3	T4	Speed
10	1'56.252	31.019	18.631	34.319	32.283	179.7	16	1'43.364	25.659	15.377	30.526	31.802	245.4
11	1'44.162	26.047	15.483	30.807	31.825	243.2	17	1'43.339	25.541	15.448	30.588	31.762	242.6
12	1'47.500	25.750	15.449	34.206	32.095	243.2	18	1'44.298	25.617	15.371	31.092	32.218	244.8
13	1'43.594	25.734	15.318	30.719	31.823	245.4	19	1'47.575	28.590	15.862	31.262	31.861	243.7
14	1'43.577	25.675	15.431	30.674	31.797	243.7	20	1'43.399	25.623	15.366	30.611	31.799	244.3
15	1'43.891	25.710	15.477	30.799	31.905	244.8	21	1'43.423	25.650	15.436	30.586	31.751	242.6
16	1'43.534	25.572	15.389	30.762	31.811	246.0		PIT	27.795	17.743	31.770	28.120	236.8
17	1'43.162	25.500	15.297	30.698	31.667	246.5							
18	1'39.887 P	25.564	15.329	30.606	28.388	246.0							
19	1'52.257	33.501	15.871	31.066	31.819	240.5							
20	1'43.174	25.484	15.362	30.596	31.732	243.2							
21	1'43.315	25.560	15.390	30.686	31.679	243.7							
22	1'43.411	25.517	15.454	30.725	31.715	243.7							
23	1'43.114	25.609	15.382	30.504	31.619	244.3							
24	1'42.982	25.469	15.448	30.498	31.567	242.1							
25	1'43.335	25.535	15.442	30.620	31.738	244.8							

22nd 22 Ayumu SASAKI Yamaha VR46 Master JPN
 Runs=3 Total laps=19 Full laps=14 Valid laps=14

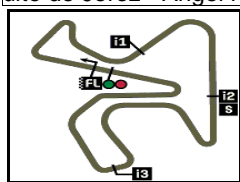
1	2'28.513	28.594	15.799	31.646	32.146	243.7
2	1'44.074	26.037	15.505	30.781	31.751	246.5
3	1'43.064	25.419	15.226	30.621	31.798	249.4
4	1'43.961	25.685	15.337	30.923	32.016	247.1
5	1'43.636	25.600	15.466	30.733	31.837	245.4
6	1'48.848 P	27.935	17.189	32.075	31.649	219.9
7	1'48.710	29.334	15.837	31.340	32.199	243.2
8	1'44.237	25.825	15.524	30.906	31.982	246.0
9	1'43.919	25.616	15.526	30.697	32.080	244.3
10	1'43.930	25.657	15.519	30.936	31.818	242.1
11	1'43.795	25.530	15.439	30.827	31.999	243.7
12	1'47.394 P	29.039	16.228	31.931	30.196	236.8
13	1'48.872	29.859	15.775	31.101	32.137	242.6
14	1'43.503	25.609	15.499	30.751	31.644	240.5
15	1'43.608	25.703	15.416	30.671	31.818	244.3
16	1'43.079	25.569	15.428	30.525	31.557	242.6
17	1'43.090	25.514	15.384	30.519	31.673	245.4
18	1'43.054	25.477	15.285	30.495	31.797	247.1
19	1'43.469	25.446	15.324	30.722	31.977	248.2

23rd 43 Xavier ARTIGAS KLINT Forward Factor SPA
 Runs=4 Total laps=21 Full laps=14 Valid laps=14

1	2'22.442	28.693	15.628	31.138	32.119	244.8
2	1'43.401	25.761	15.435	30.532	31.673	245.4
3	1'43.185	25.479	15.303	30.620	31.783	246.5
4	1'43.801	25.705	15.440	30.743	31.913	245.4
5	1'43.868	25.648	15.517	30.801	31.902	243.2
6	1'43.547	25.637	15.379	30.630	31.901	243.7
7	1'46.364 P	25.693	15.571	35.957	29.143	240.0
8	1'47.892	28.625	15.583	30.983	32.701	243.7
9	1'44.215	25.873	15.596	30.839	31.907	241.0
10	1'43.119 P	27.239	16.073	31.840	27.967	236.3
11	1'47.408	28.344	15.722	31.077	32.265	237.3
12	1'44.251	25.842	15.752	30.717	31.940	243.7
13	1'44.186	26.085	15.499	30.666	31.936	242.6
14	1'45.306 P	29.716	15.741	31.557	28.292	243.2
15	1'54.838	31.335	15.725	35.859	31.919	237.3

Fastest Lap: Sergio GARCIA MT Helmets - MSI SPA **1'40.740** 24.908 15.024 30.023 30.785

These data/results cannot be reproduced, stored and/or transmitted in whole or in part by any manner of electronic, mechanical, photocopying, recording, broadcasting or otherwise now known or herein after developed without the previous express consent by the copyright owner, except for reproduction in daily press and regular printed publications on sale to the public within 60 days of the event related to those data/results and always provided that copyright symbol appears together as follows below.
 © DORNA, 2024



Jerez Moto2™ & Moto3™ Official Test II

Session 1

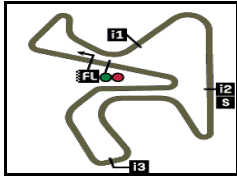
Best Partial Times

IT Ideal Lap Time, sum of the best partial times

BT Best Lap Time

T1		T2		T3		T4				IT	BT	
Pos	Rider	Time	Rider	Time	Rider	Time	Rider	Time	Pos	Rider		
1	T.ARBOLINO	24.858	S.GARCIA	14.955	J.DIXON	29.776	S.GARCIA	30.785	1	S.GARCIA	1'40.518	1'40.740 (1)
2	J.DIXON	24.873	S.CHANTRA	14.962	S.CHANTRA	29.804	S.CHANTRA	30.980	2	S.CHANTRA	1'40.636	1'40.951 (3)
3	A.OGURA	24.875	I.GUEVARA	14.972	D.ÖNCÜ	29.838	J.DIXON	31.008	3	J.DIXON	1'40.681	1'40.886 (2)
4	S.GARCIA	24.884	J.DIXON	15.024	T.ARBOLINO	29.871	D.BINDER	31.010	4	T.ARBOLINO	1'40.835	1'41.016 (4)
5	S.CHANTRA	24.890	M.AJI	15.039	S.GARCIA	29.894	T.ARBOLINO	31.045	5	D.BINDER	1'41.044	1'41.060 (5)
6	S.AGIUS	24.936	T.ARBOLINO	15.061	D.BINDER	29.923	C.VIETTI	31.062	6	A.OGURA	1'41.055	1'41.292 (8)
7	F.SALAC	24.954	B.BALTUS	15.065	A.OGURA	29.929	B.BALTUS	31.069	7	D.ÖNCÜ	1'41.069	1'41.227 (6)
8	Z.VD GOORBER	24.975	D.BINDER	15.065	D.MOREIRA	29.969	Z.VD GOORBER	31.077	8	Z.VD GOORBE	1'41.141	1'41.358 (9)
9	B.BALTUS	24.989	D.ÖNCÜ	15.065	S.AGIUS	29.969	A.OGURA	31.085	9	F.SALAC	1'41.182	1'41.237 (7)
10	D.MOREIRA	24.991	Z.VD GOORBER	15.101	F.SALAC	29.975	F.SALAC	31.110	10	S.AGIUS	1'41.203	1'41.361 (10)
11	D.ÖNCÜ	25.014	F.SALAC	15.143	Z.VD GOORBER	29.988	S.AGIUS	31.123	11	B.BALTUS	1'41.224	1'41.508 (14)
12	D.BINDER	25.046	C.VIETTI	15.161	C.VIETTI	30.028	I.GUEVARA	31.140	12	I.GUEVARA	1'41.273	1'41.365 (11)
13	C.VIETTI	25.073	A.OGURA	15.166	I.GUEVARA	30.045	D.ÖNCÜ	31.152	13	C.VIETTI	1'41.324	1'41.445 (13)
14	I.GUEVARA	25.116	D.MOREIRA	15.171	B.BALTUS	30.101	J.ALCOBA	31.206	14	D.MOREIRA	1'41.340	1'41.434 (12)
15	J.ALCOBA	25.146	S.AGIUS	15.175	J.MASIA	30.165	D.MOREIRA	31.209	15	J.ALCOBA	1'41.792	1'41.896 (15)
16	J.MASIA	25.165	X.CARDELUS	15.177	J.ALCOBA	30.217	D.MUÑOZ	31.285	16	M.AJI	1'41.844	1'42.000 (17)
17	M.AJI	25.215	D.MUÑOZ	15.198	A.ESCRIG	30.269	M.AJI	31.297	17	J.MASIA	1'41.905	1'41.977 (16)
18	A.ESCRIG	25.221	J.ALCOBA	15.223	M.AJI	30.293	J.MASIA	31.300	18	A.ESCRIG	1'42.259	1'42.523 (19)
19	X.CARDELUS	25.354	A.SASAKI	15.226	X.CARDELUS	30.361	A.ESCRIG	31.510	19	D.MUÑOZ	1'42.373	1'42.452 (18)
20	D.MUÑOZ	25.410	A.ESCRIG	15.259	D.MUÑOZ	30.480	X.CARDELUS	31.538	20	X.CARDELUS	1'42.430	1'42.586 (20)
21	A.SASAKI	25.419	J.MASIA	15.275	A.SASAKI	30.495	A.SASAKI	31.557	21	A.SASAKI	1'42.697	1'43.054 (22)
22	M.SCHROTTER	25.469	M.SCHROTTER	15.297	M.SCHROTTER	30.498	M.SCHROTTER	31.567	22	M.SCHROTTE	1'42.831	1'42.982 (21)
23	X.ARTIGAS	25.479	X.ARTIGAS	15.303	X.ARTIGAS	30.526	X.ARTIGAS	31.673	23	X.ARTIGAS	1'42.981	1'43.185 (23)

These data/results cannot be reproduced, stored and/or transmitted in whole or in part by any manner of electronic, mechanical, photocopying, recording, broadcasting or otherwise now known or herein after developed without the previous express consent by the copyright owner, except for reproduction in daily press and regular printed publications on sale to the public within 60 days of the event related to those data/results and always provided that copyright symbol appears together as follows below.
© DORNA, 2024




4423 m.

Jerez Moto2™ & Moto3™ Official Test II

Session 1

Fastest Laps Sequence

<i>Practice Time</i>	 <i>Rider</i>	<i>Nation</i>	<i>Motorcycle</i>	<i>Time</i>	<i>Km/h</i>	<i>Rider's Lap</i>
3'37.624	10 Diogo MOREIRA	BRA	KALEX	1'42.854	154.8	2
4'01.324	15 Darryn BINDER	RSA	KALEX	1'42.145	155.8	2
4'16.862	14 Tony ARBOLINO	ITA	KALEX	1'41.585	156.7	2
4'19.298	3 Sergio GARCIA	SPA	BOSCOSCURO	1'41.279	157.2	2
4'19.824	35 Somkiat CHANTRA	THA	KALEX	1'41.024	157.6	2
6'00.833	35 Somkiat CHANTRA	THA	KALEX	1'41.009	157.6	3
12'45.814	3 Sergio GARCIA	SPA	BOSCOSCURO	1'40.995	157.6	7
14'26.720	3 Sergio GARCIA	SPA	BOSCOSCURO	1'40.906	157.7	8
41'55.510	3 Sergio GARCIA	SPA	BOSCOSCURO	1'40.740	158.0	13

These data/results cannot be reproduced, stored and/or transmitted in whole or in part by any manner of electronic, mechanical, photocopying, recording, broadcasting or otherwise now known or herein after developed without the previous express consent by the copyright owner, except for reproduction in daily press and regular printed publications on sale to the public within 60 days of the event related to those data/results and always provided that copyright symbol appears together as follows below.

© DORNA, 2024

Official MotoGP Timing by TISSOT
www.motogp.com

Jerez de la Frontera, Tuesday, April 30, 2024

