


4423 m.

Jerez MotoGP™ Official Test
Free Practice
Classification**3**

	Rider	Nation	Team	Motorcycle	Time	Lap	Total	Gap	Top Speed
1	93 Marc MARQUEZ	SPA	Gresini Racing MotoGP	DUCATI	1'36.826	4	4		292.6
2	49 Fabio DI GIANNANTONIO	ITA	Pertamina Enduro VR46 Racing Te	DUCATI	1'37.114	6	6	0.288 0.288	295.0
3	88 Miguel OLIVEIRA	POR	Trackhouse Racing	APRILIA	1'37.249	6	7	0.423 0.135	292.6
4	41 Aleix ESPARGARO	SPA	Aprilia Racing	APRILIA	1'37.371	5	5	0.545 0.122	291.8
5	73 Alex MARQUEZ	SPA	Gresini Racing MotoGP	DUCATI	1'37.436	4	6	0.610 0.065	292.6
6	12 Maverick VIÑALES	SPA	Aprilia Racing	APRILIA	1'37.464	10	15	0.638 0.028	294.2
7	1 Francesco BAGNAIA	ITA	Ducati Lenovo Team	DUCATI	1'37.631	4	4	0.805 0.167	295.0
8	42 Alex RINS	SPA	Monster Energy Yamaha MotoGP	YAMAHA	1'37.683	9	10	0.857 0.052	292.6
9	43 Jack MILLER	AUS	Red Bull KTM Factory Racing	KTM	1'37.839	9	9	1.013 0.156	292.6
10	20 Fabio QUARTARARO	FRA	Monster Energy Yamaha MotoGP	YAMAHA	1'37.846	11	11	1.020 0.007	293.4
11	23 Enea BASTIANINI	ITA	Ducati Lenovo Team	DUCATI	1'37.896	5	7	1.070 0.050	292.6
12	31 Pedro ACOSTA	SPA	Red Bull GASGAS Tech3	KTM	1'38.069	10	12	1.243 0.173	294.2
13	25 Raul FERNANDEZ	SPA	Trackhouse Racing	APRILIA	1'38.119	4	5	1.293 0.050	292.6
14	37 Augusto FERNANDEZ	SPA	Red Bull GASGAS Tech3	KTM	1'38.145	4	4	1.319 0.026	289.5
15	33 Brad BINDER	RSA	Red Bull KTM Factory Racing	KTM	1'38.182	4	8	1.356 0.037	294.2
16	72 Marco BEZZECCHI	ITA	Pertamina Enduro VR46 Racing Te	DUCATI	1'38.244	10	10	1.418 0.062	291.8
17	36 Joan MIR	SPA	Repsol Honda Team	HONDA	1'38.351	4	4	1.525 0.107	288.7
18	30 Takaaki NAKAGAMI	JPN	IDEMITSU Honda LCR	HONDA	1'38.786	10	11	1.960 0.435	291.8
19	5 Johann ZARCO	FRA	CASTROL Honda LCR	HONDA	1'38.941	11	11	2.115 0.155	294.2
20	10 Luca MARINI	ITA	Repsol Honda Team	HONDA	1'39.265	4	4	2.439 0.324	288.7
21	32 Lorenzo SAVADORI	ITA	Aprilia Racing	APRILIA	1'39.419	4	6	2.593 0.154	291.1
22	21 Franco MORBIDELLI	ITA	Prima Pramac Racing	DUCATI	1'40.607	2	2	3.781 1.188	289.5
Not classified									
	44 Poi ESPARGARO	SPA	Red Bull KTM Factory Racing	KTM					
	89 Jorge MARTIN	SPA	Prima Pramac Racing	DUCATI					

Practice condition: Dry

Air: 12°

Humidity: 71%

Ground: 21°

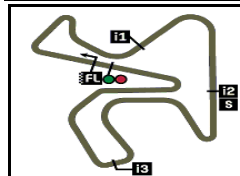
Fastest Lap:	Lap: 4	Marc MARQUEZ	1'36.826	164.4 Km/h
Best Race Lap:	2024	Francesco BAGNAIA	1'37.449	163.3 Km/h
All Time Lap Record:	2024	Francesco BAGNAIA	1'36.025	165.8 Km/h

The results are provisional until the end of the limit for protest and appeals.

Time limit for protest expires 60' after publication of the results - Time:

These data/results cannot be reproduced, stored and/or transmitted in whole or in part by any manner of electronic, mechanical, photocopying, recording, broadcasting or otherwise now known or herein after developed without the previous express consent by the copyright owner, except for reproduction in daily press and regular printed publications on sale to the public within 60 days of the event related to those data/results and always provided that copyright symbol appears together as follows below.

© DORNA, 2024



4423 m.

Jerez MotoGP™ Official Test

Free Practice

Top Speed & Average

4



Rider	Nation	Motorcycle	Top 5 speeds					Average	Top
1 Francesco BAGNAIA	ITA	DUCATI	295.0	294.2	293.4	288.7	288.0	291.9	295.0
49 Fabio DI GIANNANTONIO	ITA	DUCATI	295.0	294.2	291.8	291.8	289.5	292.5	295.0
5 Johann ZARCO	FRA	HONDA	294.2	291.8	291.1	289.5	289.5	290.9	294.2
12 Maverick VIÑALES	SPA	APRILIA	294.2	291.8	291.1	291.1	290.3	291.7	294.2
31 Pedro ACOSTA	SPA	KTM	294.2	294.2	293.4	293.4	292.6	293.4	294.2
33 Brad BINDER	RSA	KTM	294.2	294.2	294.2	292.6	291.8	293.1	294.2
20 Fabio QUARTARARO	FRA	YAMAHA	293.4	292.6	291.8	291.8	291.1	291.8	293.4
23 Enea BASTIANINI	ITA	DUCATI	292.6	291.1	291.1	291.1	290.3	291.2	292.6
25 Raul FERNANDEZ	SPA	APRILIA	292.6	291.1	289.5	288.7	287.2	289.8	292.6
42 Alex RINS	SPA	YAMAHA	292.6	292.6	291.8	291.8	291.8	292.0	292.6
43 Jack MILLER	AUS	KTM	292.6	291.8	291.1	290.3	289.5	290.8	292.6
73 Alex MARQUEZ	SPA	DUCATI	292.6	290.3	290.3	290.3	284.9	289.7	292.6
88 Miguel OLIVEIRA	POR	APRILIA	292.6	291.8	291.1	291.1	284.9	290.3	292.6
93 Marc MARQUEZ	SPA	DUCATI	292.6	291.8	291.8	288.0	287.2	290.3	292.6
30 Takaaki NAKAGAMI	JPN	HONDA	291.8	291.8	291.1	291.1	290.3	291.1	291.8
41 Aleix ESPARGARO	SPA	APRILIA	291.8	291.1	291.1	290.3	289.5	290.8	291.8
72 Marco BEZZECCHI	ITA	DUCATI	291.8	291.8	291.1	291.1	291.1	291.4	291.8
32 Lorenzo SAVADORI	ITA	APRILIA	291.1	290.3	289.5	288.0	286.4	289.1	291.1
21 Franco MORBIDELLI	ITA	DUCATI	289.5	289.5	283.4			287.5	289.5
37 Augusto FERNANDEZ	SPA	KTM	289.5	288.0	288.0	279.7	270.0	283.0	289.5
10 Luca MARINI	ITA	HONDA	288.7	288.7	286.4	282.7	279.0	285.1	288.7
36 Joan MIR	SPA	HONDA	288.7	288.0	286.4	284.9	262.1	282.0	288.7

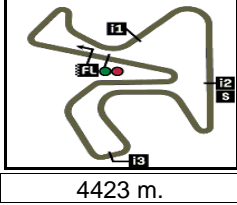
These data/results cannot be reproduced, stored and/or transmitted in whole or in part by any manner of electronic, mechanical, photocopying, recording, broadcasting or otherwise now known or herein after developed without the previous express consent by the copyright owner, except for reproduction in daily press and regular printed publications on sale to the public within 60 days of the event related to those data/results and always provided that copyright symbol appears together as follows below.

© DORNA, 2024

Official MotoGP Timing by TISSOT
www.motogp.com



Jerez de la Frontera, Monday, April 29, 2024



Jerez MotoGP™ Official Test
Free Practice
Chronological Analysis of Performances

5

* Lap / Sector time cancelled T1 Time from finish line to 1st intermediate T3 Time from 2nd intermed. to 3rd intermed.
P Crossing the finish line in pit lane T2 Time from 1st intermed. to 2nd intermed. T4 Time from 3rd intermediate to finish line

Lap	Lap Time	T1	T2	T3	T4	Speed	Lap	Lap Time	T1	T2	T3	T4	Speed		
1st	93	Marc MARQUEZ Gresini Racing MotoG SPA						6th	12	Maverick VIÑALES Aprilia Racing SPA					
		Runs=1	Total laps=4	Full laps=3	Valid laps=3				Runs=3	Total laps=15	Full laps=10	Valid laps=10			
1	39'52.087	31.841	15.497	31.632	31.059	288.0	1	4'35.483	30.745	15.307	30.780	30.349	287.2		
2	1'41.231	24.993	14.545	30.812	30.881	291.8	2	1'40.345	24.940	14.548	30.331	30.526	287.2		
3	1'38.003	24.587	14.349	29.146	29.921	291.8	3	1'38.967	24.760	14.419	29.810	29.978	288.7		
4	1'36.826	24.114	14.214	28.863	29.635	292.6	4	1'38.400	24.668	14.323	29.495	29.914	291.1		
	PIT	25.144	14.844	29.857	26.376	287.2	5	1'38.247	24.551	14.378	29.440	29.878	288.0		
2nd	49	Fabio DI GIANNANT Pertamina Enduro VR ITA						6	1'40.264	P	26.667	15.704	31.151	26.742	279.7
		Runs=1	Total laps=6	Full laps=5	Valid laps=5		7	1'46.028	30.048	14.787	31.088	30.105	286.4		
1	45'40.322	31.025	16.784	31.915	30.655	279.0	8	1'38.057	24.627	14.326	29.437	29.667	290.3		
2	1'39.012	24.803	14.479	29.694	30.036	289.5	9	1'37.774	24.409	14.320	29.359	29.686	286.4		
3	1'37.859	24.439	14.196	29.232	29.992	294.2	10	1'37.464	24.390	14.284	29.170	29.620	288.7		
4	1'37.455	24.247	14.173	29.240	29.795	295.0	11	1'35.301	P	25.150	14.395	29.948	25.808	291.1	
5	1'37.207	24.288	14.221	29.058	29.640	291.8	12	1'46.072	30.535	14.788	30.362	30.387	288.0		
6	1'37.114	24.289	14.160	29.023	29.642	291.8	13	1'39.272	24.585	14.491	29.972	30.224	291.8		
	PIT	24.739	14.582	30.133	28.078	287.2	14	1'41.481	24.777	14.541	32.291	29.872	294.2		
3rd	88	Miguel OLIVEIRA Trackhouse Racing POR						15	1'37.838	24.411	14.410	29.326	29.691	288.7	
		Runs=2	Total laps=7	Full laps=5	Valid laps=5			PIT	24.334	14.371	32.727	26.364	289.5		
1	38'58.836	30.765	15.052	31.477	30.878	280.5	7th	1	Francesco BAGNAI Ducati Lenovo Team ITA						
2	1'39.899	25.147	14.768	29.969	30.015	292.6			Runs=1	Total laps=4	Full laps=3	Valid laps=3			
3	1'38.022	24.582	14.285	29.372	29.783	291.1	1	50'37.743	32.072	15.640	33.458	31.509	288.0		
4	1'43.239	27.010	15.339	30.562	30.328	278.3	2	1'38.950	24.727	14.437	29.694	30.092	293.4		
5	1'37.874	24.387	14.242	29.438	29.807	291.1	3	1'37.955	24.578	14.251	29.277	29.849	295.0		
6	1'37.249	24.414	14.193	29.148	29.494	291.8	4	1'37.631	24.299	14.252	29.334	29.746	294.2		
7	1'39.606	P	26.141	15.056	31.582	26.827	282.7		PIT	26.231	15.115	31.476	27.309	288.7	
	unfinished	30.156	14.900	31.507		284.9	8th	42	Alex RINS Monster Energy Yama SPA						
4th	41	Alex ESPARGARO Aprilia Racing SPA								Runs=2	Total laps=10	Full laps=7	Valid laps=7		
		Runs=1	Total laps=5	Full laps=4	Valid laps=4		1	32'29.820	30.823	15.430	31.226	31.079	288.0		
1	47'14.821	29.141	14.800	31.190	30.459	291.1	2	1'39.439	24.901	14.458	29.786	30.294	291.8		
2	1'39.373	24.876	14.400	29.900	30.197	289.5	3	1'38.700	24.714	14.403	29.481	30.102	292.6		
3	1'39.071	24.731	14.413	29.912	30.015	291.1	4	1'38.365	24.582	14.382	29.465	29.936	291.8		
4	1'38.149	24.498	14.328	29.421	29.902	290.3	5	1'39.609	P	26.628	15.684	30.668	26.629	286.4	
5	1'37.371	24.342	14.194	29.112	29.723	291.8	6	1'48.586	30.930	15.414	31.269	30.973	288.7		
	PIT	27.302	15.483	32.333	28.400	264.7	7	1'39.570	25.134	14.516	29.701	30.219	291.8		
5th	73	Alex MARQUEZ Gresini Racing MotoG SPA						8	1'38.223	24.591	14.310	29.479	29.843	292.6	
		Runs=2	Total laps=6	Full laps=5	Valid laps=4		9	1'37.683	24.387	14.235	29.239	29.822	291.8		
1	28'27.045	32.778	15.689	31.922	31.092	283.4	10	1'38.070	24.428	14.241	29.454	29.947	291.8		
2	1'39.335	25.065	14.449	29.742	30.079	290.3		PIT	27.169	16.027	31.743	27.115	269.3		
3	1'38.104	24.537	14.211	29.476	29.880	292.6	9th	43	Jack MILLER Red Bull KTM Factory AUS						
4	1'37.436	24.395	14.167	29.223	29.651	290.3			Runs=2	Total laps=9	Full laps=6	Valid laps=6			
5	1'37.473	24.337	14.257	29.149	29.730	290.3	1	30'15.944	30.719	15.231	30.901	31.259	289.5		
6	1'39.128	P	26.378	14.836	31.017	26.897	284.9	2	1'39.520	25.052	14.497	29.776	30.195	292.6	
							3	1'38.417	24.562	14.392	29.390	30.073	290.3		

Fastest Lap: Marc MARQUEZ Gresini Racing MotoG SPA **1'36.826** 24.114 14.214 28.863 29.635

These data/results cannot be reproduced, stored and/or transmitted in whole or in part by any manner of electronic, mechanical, photocopying, recording, broadcasting or otherwise now known or herein after developed without the previous express consent by the copyright owner, except for reproduction in daily press and regular printed publications on sale to the public within 60 days of the event related to those data/results and always provided that copyright symbol appears together as follows below.
© DORNA, 2024



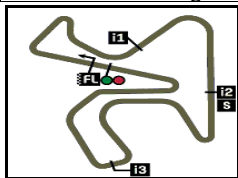
Free Practice

MotoGP

Lap	Lap Time	T1	T2	T3	T4	Speed	Lap	Lap Time	T1	T2	T3	T4	Speed
unfinished		37.383	15.342			284.9							
19th	5	Johann ZARCO		CASTROL Honda LC		FRA	Runs=3	Total laps=11	Full laps=6	Valid laps=6			
1	4'47.048	29.178	18.699	32.320	31.490	275.5							
2	1'41.492	25.587	14.931	30.321	30.653	286.4							
3	1'39.886	24.992	14.608	29.940	30.346	289.5							
4	1'38.446 P	24.902	14.556	31.754	27.234	289.5							
5	1'45.306	28.158	15.155	30.784	31.209	285.7							
6	1'39.900	25.060	14.549	29.998	30.293	288.7							
7	1'39.261	24.889	14.435	29.746	30.191	291.1							
8	1'35.985 P	24.811	14.533	29.753	26.888	289.5							
9	1'45.812	28.206	14.893	31.332	31.381	288.0							
10	1'39.551	25.005	14.542	29.871	30.133	288.7							
11	1'38.941	24.768	14.425	29.544	30.204	291.8							
	PIT	25.089	14.722	32.905	29.504	294.2							
20th	10	Luca MARINI		Repsol Honda Team		ITA	Runs=1	Total laps=4	Full laps=3	Valid laps=3			
1	53'00.360	33.247	15.599	32.968	31.686	279.0							
2	1'41.717	25.614	14.757	30.450	30.896	286.4							
3	1'39.666	24.982	14.546	29.891	30.247	288.7							
4	1'39.265	24.814	14.559	29.608	30.284	288.7							
	PIT	31.540	15.371	32.217	27.820	282.7							
21st	32	Lorenzo SAVADORI		Aprilia Racing		ITA	Runs=1	Total laps=6	Full laps=5	Valid laps=5			
1	34'04.692	32.673	15.427	32.188	31.566	282.7							
2	1'43.889	25.590	14.697	30.356	33.246	288.0							
3	1'39.744	25.066	14.450	29.743	30.485	291.1							
4	1'39.419	24.890	14.441	29.648	30.440	289.5							
5	1'49.516	29.280	15.509	31.007	33.720	283.4							
6	1'39.541	24.989	14.423	29.807	30.322	290.3							
	PIT	26.239	15.208	33.999	27.970	286.4							
22nd	21	Franco MORBIDELL		Prima Pramac Racing		ITA	Runs=1	Total laps=2	Full laps=1	Valid laps=1			
1	58'35.208	32.116	15.445	31.684	34.218	283.4							
2	1'40.607	25.415	14.691	30.125	30.376	289.5							
unfinished		24.800	14.452	29.828		289.5							

Fastest Lap: Marc MARQUEZ Gresini Racing MotoG SPA **1'36.826** 24.114 14.214 28.863 29.635

These data/results cannot be reproduced, stored and/or transmitted in whole or in part by any manner of electronic, mechanical, photocopying, recording, broadcasting or otherwise now known or herein after developed without the previous express consent by the copyright owner, except for reproduction in daily press and regular printed publications on sale to the public within 60 days of the event related to those data/results and always provided that copyright symbol appears together as follows below.
© DORNA, 2024



4423 m.

Jerez MotoGP™ Official Test
Free Practice
Best Partial Times

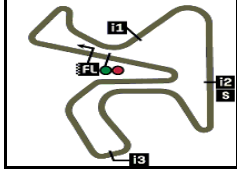
IT Ideal Lap Time, sum of the best partial times

BT Best Lap Time

T1		T2		T3		T4				IT	BT	
<i>Pos</i>	<i>Rider</i>	<i>Time</i>	<i>Rider</i>	<i>Time</i>	<i>Rider</i>	<i>Time</i>	<i>Rider</i>	<i>Time</i>	<i>Pos</i>	<i>Rider</i>		
1	M.MARQUEZ	24.114	F.DI GIANNANTO	14.160	M.MARQUEZ	28.863	M.OLIVEIRA	29.494	1	M.MARQUEZ	1'36.826	1'36.826 (1)
2	F.DI GIANNANTO	24.247	A.MARQUEZ	14.167	F.DI GIANNANTO	29.023	E.BASTIANINI	29.615	2	F.DI GIANNANTO	1'37.070	1'37.114 (2)
3	J.MILLER	24.289	M.OLIVEIRA	14.193	A.ESPARGARO	29.112	M.VIÑALES	29.620	3	M.OLIVEIRA	1'37.222	1'37.249 (3)
4	F.BAGNAIA	24.299	A.ESPARGARO	14.194	M.OLIVEIRA	29.148	M.MARQUEZ	29.635	4	A.MARQUEZ	1'37.304	1'37.436 (5)
5	B.BINDER	24.299	M.MARQUEZ	14.214	A.MARQUEZ	29.149	F.DI GIANNANTO	29.640	5	A.ESPARGARO	1'37.371	1'37.371 (4)
6	M.VIÑALES	24.334	A.RINS	14.235	M.VIÑALES	29.170	A.MARQUEZ	29.651	6	M.VIÑALES	1'37.408	1'37.464 (6)
7	A.MARQUEZ	24.337	F.BAGNAIA	14.251	J.MILLER	29.213	A.ESPARGARO	29.723	7	F.BAGNAIA	1'37.573	1'37.631 (7)
8	A.ESPARGARO	24.342	B.BINDER	14.253	A.RINS	29.239	F.BAGNAIA	29.746	8	A.RINS	1'37.683	1'37.683 (8)
9	A.RINS	24.387	M.VIÑALES	14.284	F.QUARTARARO	29.246	F.QUARTARARO	29.794	9	F.QUARTARARO	1'37.737	1'37.846 (10)
10	M.OLIVEIRA	24.387	P.ACOSTA	14.288	A.FERNANDEZ	29.249	A.RINS	29.822	10	E.BASTIANINI	1'37.793	1'37.896 (11)
11	F.QUARTARARO	24.396	E.BASTIANINI	14.289	F.BAGNAIA	29.277	P.ACOSTA	29.888	11	J.MILLER	1'37.806	1'37.839 (9)
12	P.ACOSTA	24.409	F.QUARTARARO	14.301	P.ACOSTA	29.365	R.FERNANDEZ	29.892	12	P.ACOSTA	1'37.950	1'38.069 (12)
13	E.BASTIANINI	24.460	R.FERNANDEZ	14.303	R.FERNANDEZ	29.408	M.BEZZECCHI	29.906	13	A.FERNANDEZ	1'38.040	1'38.145 (14)
14	M.BEZZECCHI	24.482	A.FERNANDEZ	14.325	J.MIR	29.415	A.FERNANDEZ	29.929	14	B.BINDER	1'38.046	1'38.182 (15)
15	J.MIR	24.503	T.NAKAGAMI	14.337	E.BASTIANINI	29.429	J.MILLER	29.934	15	R.FERNANDEZ	1'38.119	1'38.119 (13)
16	R.FERNANDEZ	24.516	M.BEZZECCHI	14.355	M.BEZZECCHI	29.484	T.NAKAGAMI	29.964	16	M.BEZZECCHI	1'38.227	1'38.244 (16)
17	A.FERNANDEZ	24.537	J.MILLER	14.370	B.BINDER	29.517	B.BINDER	29.977	17	J.MIR	1'38.351	1'38.351 (17)
18	T.NAKAGAMI	24.705	J.MIR	14.383	J.ZARCO	29.544	J.MIR	30.050	18	T.NAKAGAMI	1'38.604	1'38.786 (18)
19	J.ZARCO	24.768	L.SAVADORI	14.423	T.NAKAGAMI	29.598	J.ZARCO	30.133	19	J.ZARCO	1'38.870	1'38.941 (19)
20	F.MORBIDELLI	24.800	J.ZARCO	14.425	L.MARINI	29.608	L.MARINI	30.247	20	L.MARINI	1'39.215	1'39.265 (20)
21	L.MARINI	24.814	F.MORBIDELLI	14.452	L.SAVADORI	29.648	L.SAVADORI	30.322	21	L.SAVADORI	1'39.283	1'39.419 (21)
22	L.SAVADORI	24.890	L.MARINI	14.546	F.MORBIDELLI	29.828	F.MORBIDELLI	30.376	22	F.MORBIDELLI	1'39.456	1'40.607 (22)

These data/results cannot be reproduced, stored and/or transmitted in whole or in part by any manner of electronic, mechanical, photocopying, recording, broadcasting or otherwise now known or herein after developed without the previous express consent by the copyright owner, except for reproduction in daily press and regular printed publications on sale to the public within 60 days of the event related to those data/results and always provided that copyright symbol appears together as follows below.
 © DORNA, 2024






4423 m.

Jerez MotoGP™ Official Test

Free Practice

Fastest Laps Sequence

<i>Practice Time</i>	 <i>Rider</i>	<i>Nation</i>	<i>Motorcycle</i>	<i>Time</i>	<i>Km/h</i>	<i>Rider's Lap</i>
6'15.828	12 Maverick VIÑALES	SPA	APRILIA	1'40.345	158.6	2
7'54.795	12 Maverick VIÑALES	SPA	APRILIA	1'38.967	160.8	3
9'33.195	12 Maverick VIÑALES	SPA	APRILIA	1'38.400	161.8	4
11'11.442	12 Maverick VIÑALES	SPA	APRILIA	1'38.247	162.0	5
25'02.958	12 Maverick VIÑALES	SPA	APRILIA	1'38.057	162.3	8
26'40.732	12 Maverick VIÑALES	SPA	APRILIA	1'37.774	162.8	9
28'18.196	12 Maverick VIÑALES	SPA	APRILIA	1'37.464	163.3	10
33'21.920	73 Alex MARQUEZ	SPA	DUCATI	1'37.436	163.4	4
44'48.147	93 Marc MARQUEZ	SPA	DUCATI	1'36.826	164.4	4

These data/results cannot be reproduced, stored and/or transmitted in whole or in part by any manner of electronic, mechanical, photocopying, recording, broadcasting or otherwise now known or herein after developed without the previous express consent by the copyright owner, except for reproduction in daily press and regular printed publications on sale to the public within 60 days of the event related to those data/results and always provided that copyright symbol appears together as follows below.

© DORNA, 2024

Official MotoGP Timing by TISSOT
www.motogp.com



Jerez de la Frontera, Monday, April 29, 2024