

4423 m.

Jerez MotoGP™ Official Test
Free Practice
Classification**3**

	Rider	Nation	Team	Motorcycle	Time	Lap	Total	Gap	Top Speed
1	49 Fabio DI GIANNANTONIO	ITA	Pertamina Enduro VR46 Racing Te	DUCATI	1'36.405	23	52		295.0
2	21 Franco MORBIDELLI	ITA	Prima Pramac Racing	DUCATI	1'36.561	29	55	0.156 0.156	292.6
3	1 Francesco BAGNAIA	ITA	Ducati Lenovo Team	DUCATI	1'36.589	11	35	0.184 0.028	295.0
4	93 Marc MARQUEZ	SPA	Gresini Racing MotoGP	DUCATI	1'36.637	30	60	0.232 0.048	294.2
5	41 Aleix ESPARGARO	SPA	Aprilia Racing	APRILIA	1'36.744	51	62	0.339 0.107	293.4
6	73 Alex MARQUEZ	SPA	Gresini Racing MotoGP	DUCATI	1'36.776	44	63	0.371 0.032	292.6
7	23 Enea BASTIANINI	ITA	Ducati Lenovo Team	DUCATI	1'36.792	44	53	0.387 0.016	292.6
8	33 Brad BINDER	RSA	Red Bull KTM Factory Racing	KTM	1'36.824	16	44	0.419 0.032	294.2
9	12 Maverick VIÑALES	SPA	Aprilia Racing	APRILIA	1'36.855	27	57	0.450 0.031	294.2
10	89 Jorge MARTIN	SPA	Prima Pramac Racing	DUCATI	1'36.893	55	62	0.488 0.038	294.2
11	25 Raul FERNANDEZ	SPA	Trackhouse Racing	APRILIA	1'36.905	31	54	0.500 0.012	292.6
12	88 Miguel OLIVEIRA	POR	Trackhouse Racing	APRILIA	1'37.063	45	56	0.658 0.158	292.6
13	72 Marco BEZZECCHI	ITA	Pertamina Enduro VR46 Racing Te	DUCATI	1'37.066	28	55	0.661 0.003	295.0
14	31 Pedro ACOSTA	SPA	Red Bull GASGAS Tech3	KTM	1'37.224	30	55	0.819 0.158	294.2
15	43 Jack MILLER	AUS	Red Bull KTM Factory Racing	KTM	1'37.365	25	51	0.960 0.141	295.0
16	20 Fabio QUARTARARO	FRA	Monster Energy Yamaha MotoGP	YAMAHA	1'37.438	18	68	1.033 0.073	295.0
17	44 Po ESPARGARO	SPA	Red Bull KTM Factory Racing	KTM	1'37.521	37	49	1.116 0.083	296.7
18	42 Alex RINS	SPA	Monster Energy Yamaha MotoGP	YAMAHA	1'37.559	15	55	1.154 0.038	292.6
19	30 Takaaki NAKAGAMI	JPN	IDEMITSU Honda LCR	HONDA	1'37.700	57	57	1.295 0.141	291.8
20	5 Johann ZARCO	FRA	CASTROL Honda LCR	HONDA	1'37.747	37	61	1.342 0.047	294.2
21	36 Joan MIR	SPA	Repsol Honda Team	HONDA	1'37.784	23	43	1.379 0.037	288.7
22	37 Augusto FERNANDEZ	SPA	Red Bull GASGAS Tech3	KTM	1'37.904	18	43	1.499 0.120	289.5
23	10 Luca MARINI	ITA	Repsol Honda Team	HONDA	1'38.263	28	47	1.858 0.359	290.3
24	32 Lorenzo SAVADORI	ITA	Aprilia Racing	APRILIA	1'38.842	27	35	2.437 0.579	291.1

Practice condition: Dry

Air: 12°

Humidity: 71%

Ground: 21°

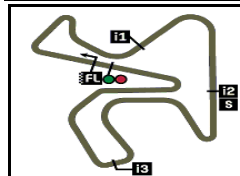
Fastest Lap:	Lap: 23	Fabio DI GIANNANTONIO	1'36.405	165.1 Km/h
Best Race Lap:	2024	Francesco BAGNAIA	1'37.449	163.3 Km/h
All Time Lap Record:	2024	Francesco BAGNAIA	1'36.025	165.8 Km/h

The results are provisional until the end of the limit for protest and appeals.

Time limit for protest expires 60' after publication of the results - Time:

These data/results cannot be reproduced, stored and/or transmitted in whole or in part by any manner of electronic, mechanical, photocopying, recording, broadcasting or otherwise now known or herein after developed without the previous express consent by the copyright owner, except for reproduction in daily press and regular printed publications on sale to the public within 60 days of the event related to those data/results and always provided that copyright symbol appears together as follows below.

© DORNA, 2024



4423 m.

Jerez MotoGP™ Official Test**Free Practice****Top Speed & Average****4**

Rider	Nation	Motorcycle	Top 5 speeds					Average	Top
44 Po ESPARGARO	SPA	KTM	296.7	295.8	295.8	295.0	295.0	295.6	296.7
1 Francesco BAGNAIA	ITA	DUCATI	295.0	294.2	294.2	294.2	294.2	294.3	295.0
20 Fabio QUARTARARO	FRA	YAMAHA	295.0	294.2	293.4	292.6	292.6	293.3	295.0
43 Jack MILLER	AUS	KTM	295.0	292.6	292.6	292.6	292.6	292.9	295.0
49 Fabio DI GIANNANTONIO	ITA	DUCATI	295.0	294.2	291.8	291.8	291.8	292.9	295.0
72 Marco BEZZECCHI	ITA	DUCATI	295.0	292.6	292.6	291.8	291.8	292.3	295.0
5 Johann ZARCO	FRA	HONDA	294.2	292.6	292.6	291.8	291.8	292.4	294.2
12 Maverick VIÑALES	SPA	APRILIA	294.2	292.6	291.8	291.8	291.8	292.4	294.2
31 Pedro ACOSTA	SPA	KTM	294.2	294.2	294.2	293.4	293.4	293.8	294.2
33 Brad BINDER	RSA	KTM	294.2	294.2	294.2	294.2	293.4	293.9	294.2
89 Jorge MARTIN	SPA	DUCATI	294.2	293.4	293.4	293.4	292.6	293.1	294.2
93 Marc MARQUEZ	SPA	DUCATI	294.2	292.6	292.6	291.8	291.8	292.3	294.2
41 Aleix ESPARGARO	SPA	APRILIA	293.4	292.6	292.6	291.8	291.8	292.4	293.4
21 Franco MORBIDELLI	ITA	DUCATI	292.6	291.8	291.8	291.1	291.1	291.7	292.6
23 Enea BASTIANINI	ITA	DUCATI	292.6	292.6	292.6	291.8	291.1	291.4	292.6
25 Raul FERNANDEZ	SPA	APRILIA	292.6	291.8	291.1	290.3	290.3	290.8	292.6
42 Alex RINS	SPA	YAMAHA	292.6	292.6	291.8	291.8	291.8	292.0	292.6
73 Alex MARQUEZ	SPA	DUCATI	292.6	292.6	291.1	290.3	290.3	291.1	292.6
88 Miguel OLIVEIRA	POR	APRILIA	292.6	291.8	291.8	291.1	291.1	291.5	292.6
30 Takaaki NAKAGAMI	JPN	HONDA	291.8	291.8	291.1	291.1	290.3	290.8	291.8
32 Lorenzo SAVADORI	ITA	APRILIA	291.1	290.3	290.3	289.5	288.7	289.6	291.1
10 Luca MARINI	ITA	HONDA	290.3	289.5	289.5	288.7	288.7	289.1	290.3
37 Augusto FERNANDEZ	SPA	KTM	289.5	289.5	288.0	288.0	288.0	288.6	289.5
36 Joan MIR	SPA	HONDA	288.7	288.7	288.7	288.0	288.0	288.3	288.7

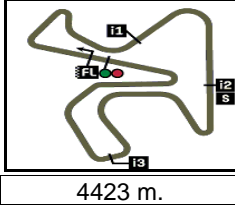
These data/results cannot be reproduced, stored and/or transmitted in whole or in part by any manner of electronic, mechanical, photocopying, recording, broadcasting or otherwise now known or herein after developed without the previous express consent by the copyright owner, except for reproduction in daily press and regular printed publications on sale to the public within 60 days of the event related to those data/results and always provided that copyright symbol appears together as follows below.

© DORNA, 2024

Official MotoGP Timing by TISSOT
www.motogp.com



Jerez de la Frontera, Monday, April 29, 2024



Jerez MotoGP™ Official Test
Free Practice
Chronological Analysis of Performances

5

* Lap / Sector time cancelled T1 Time from finish line to 1st intermediate T3 Time from 2nd intermed. to 3rd intermed.
P Crossing the finish line in pit lane T2 Time from 1st intermed. to 2nd intermed. T4 Time from 3rd intermediate to finish line

Lap	Lap Time	T1	T2	T3	T4	Speed	Lap	Lap Time	T1	T2	T3	T4	Speed	
1st	49	Fabio DI GIANNANT Pertamina Enduro VR ITA Runs=11 Total laps=52 Full laps=31 Valid laps=31						44	1'44.013	29.479	14.652	29.884	29.998	287.2
1	45'40.322	31.025	16.784	31.915	30.655	279.0	45	1'37.319	24.256	14.210	29.139	29.714	289.5	
2	1'39.012	24.803	14.479	29.694	30.036	289.5	46	1'36.870	24.190	14.206	28.990	29.484	291.1	
3	1'37.859	24.439	14.196	29.232	29.992	294.2	47	1'37.070	24.068	14.196	28.944	29.862	290.3	
4	1'37.455	24.247	14.173	29.240	29.795	295.0	48	1'39.917 P	27.119	15.015	31.058	26.725	283.4	
5	1'37.207	24.288	14.221	29.058	29.640	291.8	49	1'44.506	29.597	14.717	30.051	30.141	286.4	
6	1'37.114	24.289	14.160	29.023	29.642	291.8	50	1'37.555	24.347	14.337	29.159	29.712	288.7	
7	1'37.532 P	24.739	14.582	30.133	28.078	287.2	51	1'37.319	24.261	14.341	29.075	29.642	287.2	
8	1'45.832	30.801	14.829	29.985	30.217	288.0	52	1'37.200	24.177	14.307	29.059	29.657	288.7	
9	1'38.210	24.565	14.331	29.352	29.962	291.1		PIT	30.321	14.960	30.426	27.110	288.0	
10	1'37.324	24.276	14.251	29.013	29.784	291.1	2nd	21	Franco MORBIDELL Prima Pramac Racing ITA Runs=10 Total laps=55 Full laps=37 Valid laps=37					
11	1'38.537 P	26.420	14.722	30.063	27.332	288.7	1	58'35.208	32.116	15.445	31.684	34.218	283.4	
12	1'46.089	30.616	14.823	30.272	30.378	285.7	2	1'40.607	25.415	14.691	30.125	30.376	289.5	
13	1'37.832	24.443	14.336	29.230	29.823	289.5	3	1'39.321	24.800	14.452	29.828	30.241	289.5	
14	1'37.583	24.309	14.342	29.087	29.845	288.7	4	1'38.425	24.510	14.362	29.597	29.956	289.5	
15	1'39.627 P	25.938	15.052	31.011	27.626	279.7	5	1'38.027	24.470	14.302	29.498	29.757	290.3	
16	1'48.338	32.933	14.901	30.122	30.382	288.0	6	1'43.523	25.860	15.662	31.104	30.897	278.3	
17	1'38.131	24.465	14.367	29.390	29.909	287.2	7	1'38.304	24.331	14.307	29.250	30.416	289.5	
18	1'37.715	24.388	14.344	29.202	29.781	288.7	8	1'46.714 P	32.398	16.495	30.949	26.872	281.9	
19	1'41.674 P	27.643	15.189	31.181	27.661	276.9	9	1'48.225	32.166	14.955	30.624	30.480	284.9	
20	1'44.536	29.898	14.596	30.045	29.997	286.4	10	1'38.284	24.644	14.398	29.431	29.811	288.7	
21	1'37.026	24.244	14.195	28.970	29.617	288.7	11	1'37.586	24.330	14.278	29.286	29.692	290.3	
22	1'36.909	24.464	14.151	28.857	29.437	290.3	12	1'37.324	24.200	14.272	29.215	29.637	290.3	
23	1'36.405	23.979	14.178	28.754	29.494	288.7	13	1'37.323	24.210	14.297	29.114	29.702	289.5	
24	1'34.583 P	24.036	14.154	28.857	27.536	291.8	14	1'42.873 P	27.906	15.602	31.727	27.638	269.3	
25	1'44.905	30.266	14.635	29.949	30.055	287.2	15	1'45.885	30.145	14.894	30.557	30.289	287.2	
26	1'37.368	24.321	14.290	29.114	29.643	288.7	16	1'38.190	24.573	14.368	29.572	29.677	288.7	
27	1'37.279	24.172	14.302	29.047	29.758	287.2	17	1'37.335	24.228	14.219	29.246	29.642	288.7	
28	1'39.296 P	25.330	15.383	31.042	27.541	276.2	18	1'37.344	24.173	14.227	29.297	29.647	289.5	
29	1'44.993	29.943	14.621	29.977	30.452	284.9	19	1'37.498	24.098	14.223	29.111	30.066	289.5	
30	1'37.928	24.451	14.332	29.297	29.848	287.2	20	1'37.154	24.139	14.267	29.126	29.622	289.5	
31	1'37.371	24.271	14.258	29.115	29.727	287.2	21	1'47.061 P	28.473	16.173	34.071	28.344	264.7	
32	1'37.305	24.328	14.227	29.042	29.708	290.3	22	1'45.596	30.302	14.876	30.285	30.133	287.2	
33	1'41.913 P	27.468	15.180	30.834	28.431	281.9	23	1'37.832	24.396	14.297	29.324	29.815	290.3	
34	1'44.059	29.447	14.716	29.959	29.937	282.7	24	1'37.176	24.224	14.224	29.071	29.657	291.8	
35	1'37.844	24.399	14.305	29.276	29.864	290.3	25	1'36.899	24.169	14.180	29.029	29.521	291.1	
36	1'37.381	24.307	14.255	29.087	29.732	289.5	26	1'42.495 P	26.091	16.520	31.584	28.300	255.9	
37	1'43.348 P	24.329	16.488	34.775	27.756	270.0	27	1'45.400	30.837	14.672	29.775	30.116	288.7	
38	1'45.894	30.090	15.179	30.279	30.346	276.2	28	1'37.025	24.263	14.152	28.984	29.626	291.8	
39	1'38.338	24.607	14.431	29.293	30.007	289.5	29	1'36.561	24.007	14.142	28.890	29.522	289.5	
40	1'37.678	24.320	14.329	29.219	29.810	289.5	30	1'44.290	24.097	14.119	35.175	30.899	292.6	
41	1'37.750	24.443	14.342	29.166	29.799	290.3	31	1'37.080	24.259	14.142	29.076	29.603	289.5	
42	1'37.545	24.265	14.376	29.180	29.724	287.2	32	1'41.420 P	27.917	15.114	30.876	27.513	283.4	
43	1'43.894 P	27.667	15.724	32.352	28.151	272.7	33	1'45.810	29.943	15.009	30.416	30.442	283.4	

Fastest Lap: Fabio DI GIANNANTONIO Pertamina Enduro VR ITA **1'36.405** 23.979 14.178 28.754 29.494

These data/results cannot be reproduced, stored and/or transmitted in whole or in part by any manner of electronic, mechanical, photocopying, recording, broadcasting or otherwise now known or herein after developed without the previous express consent by the copyright owner, except for reproduction in daily press and regular printed publications on sale to the public within 60 days of the event related to those data/results and always provided that copyright symbol appears together as follows below.
© DORNA, 2024



Free Practice

MotoGP

Lap	Lap Time	T1	T2	T3	T4	Speed	Lap	Lap Time	T1	T2	T3	T4	Speed
42	1'51.838	34.050	15.470	31.496	30.822	280.5	37	1'37.747	24.368	14.275	29.373	29.731	287.2
43	1'38.474	24.664	14.377	29.586	29.847	288.7	38	1'39.573	24.381	15.225	29.985	29.982	276.9
44	1'38.024	24.429	14.293	29.384	29.918	287.2	39	1'37.981	24.436	14.272	29.438	29.835	290.3
45	1'42.788	27.780	14.720	29.998	30.290	287.2	40	1'51.615 P	34.457	15.854	32.721	28.583	263.4
46	1'39.369 P	25.548	15.685	30.873	27.263	278.3	41	1'45.235 P	30.300	15.497	31.434	28.004	282.7
47	1'57.828 P	43.405	15.196	31.325	27.902	281.2	42	1'45.973	29.187	15.389	30.782	30.615	283.4
48	1'49.047	31.364	15.296	31.480	30.907	281.2	43	1'38.639	24.624	14.415	29.598	30.002	290.3
49	1'41.803	25.049	15.027	30.198	31.529	284.9	44	1'38.242	24.607	14.420	29.283	29.932	289.5
50	1'40.701	25.680	14.631	30.101	30.289	284.9	45	1'41.787 P	24.563	16.386	32.148	28.690	264.7
51	1'38.655	24.431	14.433	29.517	30.274	287.2	46	1'54.685	39.178	14.901	30.278	30.328	286.4
52	1'38.108	24.356	14.444	29.402	29.906	285.7	47	1'39.127	24.552	14.411	29.527	30.637	288.7
53	1'38.500 P	26.258	14.849	30.800	26.593	284.2	48	1'38.137	24.465	14.364	29.387	29.921	288.0
54	1'50.317	31.422	15.880	31.977	31.038	261.5	49	1'37.797	24.395	14.356	29.147	29.899	288.7
55	1'40.051	25.241	14.651	29.904	30.255	286.4	50	1'42.323 P	28.170	15.085	30.788	28.280	284.9
56	1'39.644	24.536	14.436	30.421	30.251	281.2	51	1'45.099	28.342	15.251	30.735	30.771	284.9
57	1'37.700	24.361	14.299	29.227	29.813	287.2	52	1'39.152	24.795	14.516	29.686	30.155	288.7
	PIT	26.565	16.067	32.226	26.907	225.9	53	1'38.694	24.565	14.381	29.631	30.117	292.6
							54	1'39.094 P	28.245	14.706	29.869	26.274	288.0

20th **5** **Johann ZARCO** CASTROL Honda LC FRA
Runs=14 Total laps=61 Full laps=35 Valid laps=35

1	4'47.048	29.178	18.699	32.320	31.490	275.5
2	1'41.492	25.587	14.931	30.321	30.653	286.4
3	1'39.886	24.992	14.608	29.940	30.346	289.5
4	1'38.446 P	24.902	14.556	31.754	27.234	289.5
5	1'45.306	28.158	15.155	30.784	31.209	285.7
6	1'39.900	25.060	14.549	29.998	30.293	288.7
7	1'39.261	24.889	14.435	29.746	30.191	291.1
8	1'35.985 P	24.811	14.533	29.753	26.888	289.5
9	1'45.812	28.206	14.893	31.332	31.381	288.0
10	1'39.551	25.005	14.542	29.871	30.133	288.7
11	1'38.941	24.768	14.425	29.544	30.204	291.8
12	1'42.220 P	25.089	14.722	32.905	29.504	294.2
13	2'04.444	48.015	14.960	30.590	30.879	290.3
14	1'38.795	24.637	14.404	29.702	30.052	291.8
15	1'38.534	24.580	14.349	29.663	29.942	291.8
16	1'38.003	24.509	14.202	29.445	29.847	289.5
17	1'41.808 P	28.852	14.634	31.121	27.201	291.8
18	1'45.444	28.733	15.035	30.687	30.989	286.4
19	1'41.038	25.564	14.447	30.678	30.349	285.7
20	1'38.841	24.688	14.468	29.581	30.104	289.5
21	1'39.046	24.756	14.397	29.756	30.137	290.3
22	1'38.299	24.514	14.374	29.393	30.018	288.7
23	1'40.354 P	24.580	15.747	32.990	27.037	284.9
24	2'01.304	44.669	15.332	30.702	30.601	281.2
25	2'16.779	24.845	44.368	36.338	31.228	112.0
26	1'44.631	25.154	15.454	33.066	30.957	256.5
27	1'39.221	24.941	14.533	29.652	30.095	287.2
28	1'38.390	24.544	14.427	29.487	29.932	287.2
29	1'38.380	24.536	14.421	29.430	29.993	288.7
30	1'44.012 P	31.168	15.530	31.107	26.207	284.2
31	2'02.516	43.680	15.407	32.551	30.878	278.3
32	1'39.737	24.836	14.520	29.735	30.646	288.7
33	1'39.072	24.697	14.440	29.808	30.127	284.9
34	1'39.081 P	24.909	16.716	31.250	26.206	272.0
35	1'44.509	29.563	14.622	30.084	30.240	282.7
36	1'38.122	24.565	14.248	29.543	29.766	289.5

Fastest Lap: Fabio DI GIANNANTONIO Pertamina Enduro VR ITA **1'36.405** 23.979 14.178 28.754 29.494

These data/results cannot be reproduced, stored and/or transmitted in whole or in part by any manner of electronic, mechanical, photocopying, recording, broadcasting or otherwise now known or herein after developed without the previous express consent by the copyright owner, except for reproduction in daily press and regular printed publications on sale to the public within 60 days of the event related to those data/results and always provided that copyright symbol appears together as follows below.

© DORNA, 2024

Official MotoGP Timing by TISSOT
www.motogp.com



Jerez de la Frontera, Monday, April 29, 2024

Page 11 of 13

Free Practice

MotoGP

Table with 13 columns: Lap, Lap Time, T1, T2, T3, T4, Speed, Lap, Lap Time, T1, T2, T3, T4, Speed. Rows 28-43. Includes PIT status and driver names like Luca MARINI.

22nd 37 Augusto FERNAND Red Bull GASGAS Te SPA
Runs=11 Total laps=43 Full laps=25 Valid laps=25

Main table with 13 columns: Lap, Lap Time, T1, T2, T3, T4, Speed, Lap, Lap Time, T1, T2, T3, T4, Speed. Rows 1-45.

Fastest Lap: Fabio DI GIANNANTONIO Pertamina Enduro VR ITA 1'36.405 23.979 14.178 28.754 29.494

These data/results cannot be reproduced, stored and/or transmitted in whole or in part by any manner of electronic, mechanical, photocopying, recording, broadcasting or otherwise now known or herein after developed without the previous express consent by the copyright owner, except for reproduction in daily press and regular printed publications on sale to the public within 60 days of the event related to those data/results and always provided that copyright symbol appears together as follows below.



Free Practice

MotoGP

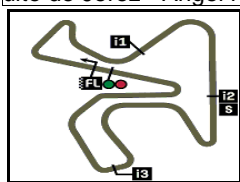
Lap	Lap Time	T1	T2	T3	T4	Speed	Lap	Lap Time	T1	T2	T3	T4	Speed
46	1'39.193	24.575	14.619	29.485	30.514	284.9							
47	1'38.604	24.623	14.524	29.467	29.990	284.9							
	PIT	26.637	15.065	31.148	26.593	284.2							

24th 32 Lorenzo SAVADORI Aprilia Racing ITA
 Runs=8 Total laps=35 Full laps=21 Valid laps=21

1	34'04.692	32.673	15.427	32.188	31.566	282.7							
2	1'43.889	25.590	14.697	30.356	33.246	288.0							
3	1'39.744	25.066	14.450	29.743	30.485	291.1							
4	1'39.419	24.890	14.441	29.648	30.440	289.5							
5	1'49.516	29.280	15.509	31.007	33.720	283.4							
6	1'39.541	24.989	14.423	29.807	30.322	290.3							
7	1'43.416 P	26.239	15.208	33.999	27.970	286.4							
8	1'54.342	35.050	15.628	32.022	31.642	280.5							
9	1'44.004	27.770	14.723	30.528	30.983	285.7							
10	1'40.376	24.975	14.531	29.947	30.923	286.4							
11	1'40.417	25.113	14.661	29.957	30.686	286.4							
12	1'40.498	25.055	14.633	30.036	30.774	285.7							
13	1'40.418	25.075	14.657	30.056	30.630	287.2							
14	1'42.886 P	27.680	15.289	32.605	27.312	284.9							
15	1'51.537	32.707	15.455	31.952	31.423	283.4							
16	1'41.212	25.464	14.712	30.170	30.866	286.4							
17	1'40.608	25.324	14.553	30.116	30.615	288.7							
18	1'42.803	26.793	14.620	30.526	30.864	290.3							
19	1'41.066 P	26.856	15.157	31.580	27.473	283.4							
20	1'56.459	34.597	15.199	31.504	35.159	283.4							
21	1'39.887	25.106	14.538	29.844	30.399	288.7							
22	1'40.075	24.871	14.526	29.960	30.718	286.4							
23	1'43.554	26.877	14.772	30.848	31.057	287.2							
24	1'39.812	25.107	14.569	29.805	30.331	288.7							
25	1'48.629 P	33.043	15.301	33.192	27.093	286.4							
26	1'57.062	40.890	14.939	30.568	30.665	284.9							
27	1'38.842	24.587	14.388	29.660	30.207	288.0							
28	1'38.948	24.629	14.478	29.576	30.265	285.7							
29	1'41.486 P	26.489	15.517	31.685	27.795	279.7							
30	1'49.827	31.937	15.364	31.354	31.172	280.5							
31	1'40.946 P	26.759	15.452	31.564	27.171	279.0							
32	1'52.577 P	31.637	15.230	35.981	29.729	270.0							
33	1'50.623	33.015	15.288	31.230	31.090	281.9							
34	1'40.485	25.170	14.709	30.047	30.559	279.7							
35	1'39.898	24.912	14.662	29.708	30.616	281.2							
	PIT	24.963	20.124	31.126	27.160	248.2							

Fastest Lap: Fabio DI GIANNANTONIO Pertamina Enduro VR ITA **1'36.405** 23.979 14.178 28.754 29.494

These data/results cannot be reproduced, stored and/or transmitted in whole or in part by any manner of electronic, mechanical, photocopying, recording, broadcasting or otherwise now known or herein after developed without the previous express consent by the copyright owner, except for reproduction in daily press and regular printed publications on sale to the public within 60 days of the event related to those data/results and always provided that copyright symbol appears together as follows below.
 © DORNA, 2024



4423 m.

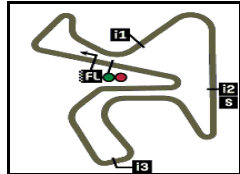
Jerez MotoGP™ Official Test
Free Practice
Best Partial Times

IT Ideal Lap Time, sum of the best partial times

BT Best Lap Time

T1		T2		T3		T4				IT		BT	
Pos	Rider	Time	Rider	Time	Rider	Time	Rider	Time	Pos	Rider	IT	BT	
1	F.DI GIANNANTO	23.979	F.BAGNAIA	14.076	M.MARQUEZ	28.730	E.BASTIANINI	29.301	1	F.DI GIANNAN	1'36.321	1'36.405	(1)
2	F.MORBIDELLI	24.007	F.MORBIDELLI	14.119	F.DI GIANNANTO	28.754	M.VIÑALES	29.370	2	F.MORBIDELLI	1'36.481	1'36.561	(2)
3	A.MARQUEZ	24.045	M.VIÑALES	14.134	A.MARQUEZ	28.872	J.MARTIN	29.412	3	F.BAGNAIA	1'36.550	1'36.589	(3)
4	A.ESPARGARO	24.053	P.ACOSTA	14.134	J.MARTIN	28.879	F.DI GIANNANTO	29.437	4	J.MARTIN	1'36.578	1'36.893	(10)
5	M.BEZZECCHI	24.056	M.BEZZECCHI	14.143	R.FERNANDEZ	28.884	F.BAGNAIA	29.439	5	M.MARQUEZ	1'36.610	1'36.637	(4)
6	M.MARQUEZ	24.065	B.BINDER	14.148	F.MORBIDELLI	28.890	A.ESPARGARO	29.455	6	A.ESPARGAR	1'36.621	1'36.744	(5)
7	J.MARTIN	24.084	F.DI GIANNANTO	14.151	F.BAGNAIA	28.929	F.MORBIDELLI	29.465	7	M.VIÑALES	1'36.696	1'36.855	(9)
8	F.BAGNAIA	24.106	A.ESPARGARO	14.165	M.OLIVEIRA	28.944	B.BINDER	29.479	7	A.MARQUEZ	1'36.696	1'36.776	(6)
9	B.BINDER	24.146	A.MARQUEZ	14.167	A.ESPARGARO	28.948	M.OLIVEIRA	29.494	9	E.BASTIANINI	1'36.750	1'36.792	(7)
10	M.OLIVEIRA	24.162	E.BASTIANINI	14.173	M.VIÑALES	29.017	M.BEZZECCHI	29.496	10	M.BEZZECCHI	1'36.753	1'37.066	(13)
11	M.VIÑALES	24.175	M.OLIVEIRA	14.193	J.MILLER	29.039	R.FERNANDEZ	29.548	11	M.OLIVEIRA	1'36.793	1'37.063	(12)
12	E.BASTIANINI	24.196	R.FERNANDEZ	14.199	B.BINDER	29.051	M.MARQUEZ	29.601	12	B.BINDER	1'36.824	1'36.824	(8)
13	R.FERNANDEZ	24.213	J.ZARCO	14.202	M.BEZZECCHI	29.058	A.MARQUEZ	29.612	13	R.FERNANDEZ	1'36.844	1'36.905	(11)
14	P.ACOSTA	24.219	J.MARTIN	14.203	P.ACOSTA	29.060	P.ACOSTA	29.618	14	P.ACOSTA	1'37.031	1'37.224	(14)
15	J.MILLER	24.227	F.QUARTARARO	14.208	E.BASTIANINI	29.080	F.QUARTARARO	29.660	15	F.QUARTARAR	1'37.270	1'37.438	(16)
16	F.QUARTARARO	24.245	T.NAKAGAMI	14.212	J.ZARCO	29.147	A.FERNANDEZ	29.709	16	J.MILLER	1'37.275	1'37.365	(15)
17	P.ESPARGARO	24.295	M.MARQUEZ	14.214	A.RINS	29.147	P.ESPARGARO	29.714	17	J.ZARCO	1'37.448	1'37.747	(20)
18	J.MIR	24.310	J.MILLER	14.228	F.QUARTARARO	29.157	J.ZARCO	29.731	18	A.RINS	1'37.454	1'37.559	(18)
19	A.RINS	24.314	P.ESPARGARO	14.233	P.ESPARGARO	29.220	A.RINS	29.758	19	P.ESPARGAR	1'37.462	1'37.521	(17)
20	T.NAKAGAMI	24.356	A.RINS	14.235	T.NAKAGAMI	29.227	J.MILLER	29.781	20	T.NAKAGAMI	1'37.608	1'37.700	(19)
21	J.ZARCO	24.368	A.FERNANDEZ	14.283	J.MIR	29.231	T.NAKAGAMI	29.813	21	A.FERNANDEZ	1'37.642	1'37.904	(22)
22	A.FERNANDEZ	24.401	J.MIR	14.357	A.FERNANDEZ	29.249	J.MIR	29.843	22	J.MIR	1'37.741	1'37.784	(21)
23	L.MARINI	24.570	L.MARINI	14.381	L.MARINI	29.435	L.MARINI	29.851	23	L.MARINI	1'38.237	1'38.263	(23)
24	L.SAVADORI	24.587	L.SAVADORI	14.388	L.SAVADORI	29.576	L.SAVADORI	30.207	24	L.SAVADORI	1'38.758	1'38.842	(24)

These data/results cannot be reproduced, stored and/or transmitted in whole or in part by any manner of electronic, mechanical, photocopying, recording, broadcasting or otherwise now known or herein after developed without the previous express consent by the copyright owner, except for reproduction in daily press and regular printed publications on sale to the public within 60 days of the event related to those data/results and always provided that copyright symbol appears together as follows below.
 © DORNA, 2024




4423 m.

Jerez MotoGP™ Official Test

Free Practice

Fastest Laps Sequence

<i>Practice Time</i>	 <i>Rider</i>	<i>Nation</i>	<i>Motorcycle</i>	<i>Time</i>	<i>Km/h</i>	<i>Rider's Lap</i>
6'15.828	12 Maverick VIÑALES	SPA	APRILIA	1'40.345	158.6	2
7'54.795	12 Maverick VIÑALES	SPA	APRILIA	1'38.967	160.8	3
9'33.195	12 Maverick VIÑALES	SPA	APRILIA	1'38.400	161.8	4
11'11.442	12 Maverick VIÑALES	SPA	APRILIA	1'38.247	162.0	5
25'02.958	12 Maverick VIÑALES	SPA	APRILIA	1'38.057	162.3	8
26'40.732	12 Maverick VIÑALES	SPA	APRILIA	1'37.774	162.8	9
28'18.196	12 Maverick VIÑALES	SPA	APRILIA	1'37.464	163.3	10
33'21.920	73 Alex MARQUEZ	SPA	DUCATI	1'37.436	163.4	4
44'48.147	93 Marc MARQUEZ	SPA	DUCATI	1'36.826	164.4	4
1:29'17.074	33 Brad BINDER	RSA	KTM	1'36.824	164.4	16
1:45'17.160	1 Francesco BAGNAIA	ITA	DUCATI	1'36.589	164.8	11
2:19'47.913	49 Fabio DI GIANNANTONI	ITA	DUCATI	1'36.405	165.1	23

These data/results cannot be reproduced, stored and/or transmitted in whole or in part by any manner of electronic, mechanical, photocopying, recording, broadcasting or otherwise now known or herein after developed without the previous express consent by the copyright owner, except for reproduction in daily press and regular printed publications on sale to the public within 60 days of the event related to those data/results and always provided that copyright symbol appears together as follows below.

© DORNA, 2024