

4423 m.

Jerez MotoGP™ Official Test
Free Practice
Classification**3**

	Rider	Nation	Team	Motorcycle	Time	Lap	Total	Gap	Top Speed
1	49 Fabio DI GIANNANTONIO	ITA	Pertamina Enduro VR46 Racing Te	DUCATI	1'36.405	23	27		295.0
2	21 Franco MORBIDELLI	ITA	Prima Pramac Racing	DUCATI	1'36.561	29	31	0.156	0.156 292.6
3	1 Francesco BAGNAIA	ITA	Ducati Lenovo Team	DUCATI	1'36.589	11	23	0.184	0.028 295.0
4	93 Marc MARQUEZ	SPA	Gresini Racing MotoGP	DUCATI	1'36.637	30	32	0.232	0.048 294.2
5	33 Brad BINDER	RSA	Red Bull KTM Factory Racing	KTM	1'36.824	16	24	0.419	0.187 294.2
6	12 Maverick VIÑALES	SPA	Aprilia Racing	APRILIA	1'36.855	27	41	0.450	0.031 294.2
7	73 Alex MARQUEZ	SPA	Gresini Racing MotoGP	DUCATI	1'36.900	20	28	0.495	0.045 292.6
8	25 Raul FERNANDEZ	SPA	Trackhouse Racing	APRILIA	1'36.905	31	31	0.500	0.005 292.6
9	41 Aleix ESPARGARO	SPA	Aprilia Racing	APRILIA	1'37.037	14	27	0.632	0.132 293.4
10	72 Marco BEZZECCHI	ITA	Pertamina Enduro VR46 Racing Te	DUCATI	1'37.066	28	34	0.661	0.029 295.0
11	89 Jorge MARTIN	SPA	Prima Pramac Racing	DUCATI	1'37.202	18	24	0.797	0.136 293.4
12	31 Pedro ACOSTA	SPA	Red Bull GASGAS Tech3	KTM	1'37.224	30	33	0.819	0.022 294.2
13	88 Miguel OLIVEIRA	POR	Trackhouse Racing	APRILIA	1'37.249	6	31	0.844	0.025 292.6
14	43 Jack MILLER	AUS	Red Bull KTM Factory Racing	KTM	1'37.365	25	26	0.960	0.116 292.6
15	20 Fabio QUARTARARO	FRA	Monster Energy Yamaha MotoGP	YAMAHA	1'37.438	18	30	1.033	0.073 295.0
16	42 Alex RINS	SPA	Monster Energy Yamaha MotoGP	YAMAHA	1'37.559	15	34	1.154	0.121 292.6
17	23 Enea BASTIANINI	ITA	Ducati Lenovo Team	DUCATI	1'37.633	26	28	1.228	0.074 292.6
18	5 Johann ZARCO	FRA	CASTROL Honda LCR	HONDA	1'37.747	37	39	1.342	0.114 294.2
19	36 Joan MIR	SPA	Repsol Honda Team	HONDA	1'37.784	23	28	1.379	0.037 288.7
20	37 Augusto FERNANDEZ	SPA	Red Bull GASGAS Tech3	KTM	1'37.904	18	28	1.499	0.120 289.5
21	44 Pol ESPARGARO	SPA	Red Bull KTM Factory Racing	KTM	1'38.003	20	26	1.598	0.099 296.7
22	30 Takaaki NAKAGAMI	JPN	IDEMITSU Honda LCR	HONDA	1'38.043	40	40	1.638	0.040 291.8
23	10 Luca MARINI	ITA	Repsol Honda Team	HONDA	1'38.263	28	28	1.858	0.220 290.3
24	32 Lorenzo SAVADORI	ITA	Aprilia Racing	APRILIA	1'38.842	27	28	2.437	0.579 291.1

Practice condition: Dry

Air: 12°

Humidity: 71%

Ground: 21°

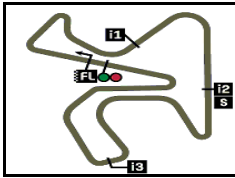
Fastest Lap:	Lap: 23	Fabio DI GIANNANTONIO	1'36.405	165.1 Km/h
Best Race Lap:	2024	Francesco BAGNAIA	1'37.449	163.3 Km/h
All Time Lap Record:	2024	Francesco BAGNAIA	1'36.025	165.8 Km/h

The results are provisional until the end of the limit for protest and appeals.

Time limit for protest expires 60' after publication of the results - Time:

These data/results cannot be reproduced, stored and/or transmitted in whole or in part by any manner of electronic, mechanical, photocopying, recording, broadcasting or otherwise now known or herein after developed without the previous express consent by the copyright owner, except for reproduction in daily press and regular printed publications on sale to the public within 60 days of the event related to those data/results and always provided that copyright symbol appears together as follows below.

© DORNA, 2024



4423 m.

Jerez MotoGP™ Official Test

Free Practice

Top Speed & Average

4



Rider	Nation	Motorcycle	Top 5 speeds					Average	Top
44 Po ESPARGARO	SPA	KTM	296.7	295.8	295.8	295.0	295.0	295.6	296.7
1 Francesco BAGNAIA	ITA	DUCATI	295.0	294.2	294.2	294.2	294.2	294.3	295.0
20 Fabio QUARTARARO	FRA	YAMAHA	295.0	293.4	292.6	292.6	292.6	293.1	295.0
49 Fabio DI GIANNANTONIO	ITA	DUCATI	295.0	294.2	291.8	291.8	291.8	292.9	295.0
72 Marco BEZZECCHI	ITA	DUCATI	295.0	292.6	292.6	291.8	291.8	292.4	295.0
5 Johann ZARCO	FRA	HONDA	294.2	291.8	291.8	291.8	291.8	292.3	294.2
12 Maverick VIÑALES	SPA	APRILIA	294.2	292.6	291.8	291.8	291.8	292.4	294.2
31 Pedro ACOSTA	SPA	KTM	294.2	294.2	293.4	293.4	293.4	293.7	294.2
33 Brad BINDER	RSA	KTM	294.2	294.2	294.2	294.2	293.4	293.9	294.2
93 Marc MARQUEZ	SPA	DUCATI	294.2	292.6	292.6	291.8	291.8	292.3	294.2
41 Aleix ESPARGARO	SPA	APRILIA	293.4	292.6	292.6	291.8	291.8	292.4	293.4
89 Jorge MARTIN	SPA	DUCATI	293.4	292.6	292.6	291.8	291.8	292.4	293.4
21 Franco MORBIDELLI	ITA	DUCATI	292.6	291.8	291.8	291.1	290.3	291.1	292.6
23 Enea BASTIANINI	ITA	DUCATI	292.6	292.6	292.6	291.8	291.1	291.6	292.6
25 Raul FERNANDEZ	SPA	APRILIA	292.6	291.8	291.1	290.3	290.3	291.0	292.6
42 Alex RINS	SPA	YAMAHA	292.6	292.6	291.8	291.8	291.8	292.0	292.6
43 Jack MILLER	AUS	KTM	292.6	292.6	292.6	291.8	291.8	292.2	292.6
73 Alex MARQUEZ	SPA	DUCATI	292.6	292.6	291.1	290.3	290.3	291.1	292.6
88 Miguel OLIVEIRA	POR	APRILIA	292.6	291.8	291.8	291.1	291.1	291.5	292.6
30 Takaaki NAKAGAMI	JPN	HONDA	291.8	291.8	291.1	291.1	290.3	290.8	291.8
32 Lorenzo SAVADORI	ITA	APRILIA	291.1	290.3	290.3	289.5	288.7	289.6	291.1
10 Luca MARINI	ITA	HONDA	290.3	289.5	289.5	288.7	288.7	289.1	290.3
37 Augusto FERNANDEZ	SPA	KTM	289.5	289.5	288.0	288.0	288.0	288.6	289.5
36 Joan MIR	SPA	HONDA	288.7	288.7	288.7	288.0	288.0	288.3	288.7

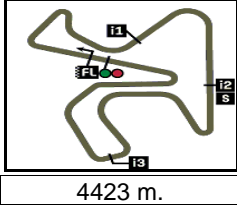
These data/results cannot be reproduced, stored and/or transmitted in whole or in part by any manner of electronic, mechanical, photocopying, recording, broadcasting or otherwise now known or herein after developed without the previous express consent by the copyright owner, except for reproduction in daily press and regular printed publications on sale to the public within 60 days of the event related to those data/results and always provided that copyright symbol appears together as follows below.

© DORNA, 2024

Official MotoGP Timing by TISSOT
www.motogp.com



Jerez de la Frontera, Monday, April 29, 2024



Jerez MotoGP™ Official Test
Free Practice
Chronological Analysis of Performances

5

* Lap / Sector time cancelled T1 Time from finish line to 1st intermediate T3 Time from 2nd intermed. to 3rd intermed.
P Crossing the finish line in pit lane T2 Time from 1st intermed. to 2nd intermed. T4 Time from 3rd intermediate to finish line

Lap	Lap Time	T1	T2	T3	T4	Speed	Lap	Lap Time	T1	T2	T3	T4	Speed				
1st 49 Fabio DI GIANNANT Pertamina Enduro VR ITA Runs=6 Total laps=27 Full laps=16 Valid laps=16							14	1'42.873	P	27.906	15.602	31.727	27.638	269.3			
1	45'40.322	31.025	16.784	31.915	30.655	279.0	15	1'45.885	30.145	14.894	30.557	30.289	287.2				
2	1'39.012	24.803	14.479	29.694	30.036	289.5	16	1'38.190	24.573	14.368	29.572	29.677	288.7				
3	1'37.859	24.439	14.196	29.232	29.992	294.2	17	1'37.335	24.228	14.219	29.246	29.642	288.7				
4	1'37.455	24.247	14.173	29.240	29.795	295.0	18	1'37.344	24.173	14.227	29.297	29.647	289.5				
5	1'37.207	24.288	14.221	29.058	29.640	291.8	19	1'37.498	24.098	14.223	29.111	30.066	289.5				
6	1'37.114	24.289	14.160	29.023	29.642	291.8	20	1'37.154	24.139	14.267	29.126	29.622	289.5				
7	1'37.532 P	24.739	14.582	30.133	28.078	287.2	21	1'47.061	P	28.473	16.173	34.071	28.344	264.7			
8	1'45.832	30.801	14.829	29.985	30.217	288.0	22	1'45.596	30.302	14.876	30.285	30.133	287.2				
9	1'38.210	24.565	14.331	29.352	29.962	291.1	23	1'37.832	24.396	14.297	29.324	29.815	290.3				
10	1'37.324	24.276	14.251	29.013	29.784	291.1	24	1'37.176	24.224	14.224	29.071	29.657	291.8				
11	1'38.537 P	26.420	14.722	30.063	27.332	288.7	25	1'36.899	24.169	14.180	29.029	29.521	291.1				
12	1'46.089	30.616	14.823	30.272	30.378	285.7	26	1'42.495	P	26.091	16.520	31.584	28.300	255.9			
13	1'37.832	24.443	14.336	29.230	29.823	289.5	27	1'45.400	30.837	14.672	29.775	30.116	288.7				
14	1'37.583	24.309	14.342	29.087	29.845	288.7	28	1'37.025	24.263	14.152	28.984	29.626	291.8				
15	1'39.627 P	25.938	15.052	31.011	27.626	279.7	29	1'36.561	24.007	14.142	28.890	29.522	289.5				
16	1'48.338	32.933	14.901	30.122	30.382	288.0	30	1'44.290	24.097	14.119	35.175	30.899	292.6				
17	1'38.131	24.465	14.367	29.390	29.909	287.2	31	1'37.080	24.259	14.142	29.076	29.603	289.5				
18	1'37.715	24.388	14.344	29.202	29.781	288.7	PIT						27.917	15.114	30.876	27.513	283.4
19	1'41.674	P	27.643	15.189	31.181	276.9	3rd 1 Francesco BAGNAI Ducati Lenovo Team ITA Runs=5 Total laps=23 Full laps=14 Valid laps=14										
20	1'44.536	29.898	14.596	30.045	29.997	286.4	1	50'37.743	32.072	15.640	33.458	31.509	288.0				
21	1'37.026	24.244	14.195	28.970	29.617	288.7	2	1'38.950	24.727	14.437	29.694	30.092	293.4				
22	1'36.909	24.464	14.151	28.857	29.437	290.3	3	1'37.955	24.578	14.251	29.277	29.849	295.0				
23	1'36.405	23.979	14.178	28.754	29.494	288.7	4	1'37.631	24.299	14.252	29.334	29.746	294.2				
24	1'34.583 P	24.036	14.154	28.857	27.536	291.8	5	1'40.131	P	26.231	15.115	31.476	27.309	288.7			
25	1'44.905	30.266	14.635	29.949	30.055	287.2	6	1'48.313	31.355	15.272	30.821	30.865	288.0				
26	1'37.368	24.321	14.290	29.114	29.643	288.7	7	1'38.895	24.601	14.467	29.664	30.163	291.1				
27	1'37.279	24.172	14.302	29.047	29.758	287.2	8	1'36.818 P	24.448	14.308	30.273	27.789	291.8				
PIT							9	1'51.453	35.527	14.910	30.759	30.257	290.3				
2nd 21 Franco MORBIDELL Prima Pramac Racing ITA Runs=5 Total laps=31 Full laps=22 Valid laps=22							10	1'37.102	24.257	14.131	29.118	29.596	294.2				
1	58'35.208	32.116	15.445	31.684	34.218	283.4	11	1'36.589	24.145	14.076	28.929	29.439	294.2				
2	1'40.607	25.415	14.691	30.125	30.376	289.5	12	1'36.936	24.142	14.079	29.110	29.605	293.4				
3	1'39.321	24.800	14.452	29.828	30.241	289.5	13	1'39.039	P	26.202	14.927	31.374	26.536	290.3			
4	1'38.425	24.510	14.362	29.597	29.956	289.5	14	1'48.361	32.788	14.780	30.524	30.269	292.6				
5	1'38.027	24.470	14.302	29.498	29.757	290.3	15	1'38.357	24.272	14.192	30.006	29.887	294.2				
6	1'43.523	25.860	15.662	31.104	30.897	278.3	16	1'37.507	24.274	14.181	29.403	29.649	294.2				
7	1'38.304	24.331	14.307	29.250	30.416	289.5	17	1'37.429	24.205	14.197	29.339	29.688	293.4				
8	1'46.714	P	32.398	16.495	30.949	281.9	18	1'37.202	24.369	14.194	29.076	29.563	292.6				
9	1'48.225	32.166	14.955	30.624	30.480	284.9	19	1'39.710	P	26.580	15.230	31.018	26.882	284.9			
10	1'38.284	24.644	14.398	29.431	29.811	288.7	20	1'48.479	31.754	15.888	30.755	30.082	287.2				
11	1'37.586	24.330	14.278	29.286	29.692	290.3	21	1'37.319	24.305	14.217	29.188	29.609	292.6				
12	1'37.324	24.200	14.272	29.215	29.637	290.3	22	1'36.911	24.106	14.157	29.076	29.572	292.6				
13	1'37.323	24.210	14.297	29.114	29.702	289.5	23	1'36.657	24.108	14.124	28.956	29.469	292.6				
PIT							26.259						15.095	32.392	26.898	286.4	

Fastest Lap: Fabio DI GIANNANTONIO Pertamina Enduro VR ITA **1'36.405** 23.979 14.178 28.754 29.494

These data/results cannot be reproduced, stored and/or transmitted in whole or in part by any manner of electronic, mechanical, photocopying, recording, broadcasting or otherwise now known or herein after developed without the previous express consent by the copyright owner, except for reproduction in daily press and regular printed publications on sale to the public within 60 days of the event related to those data/results and always provided that copyright symbol appears together as follows below.
© DORNA, 2024



Free Practice

MotoGP

Lap	Lap Time	T1	T2	T3	T4	Speed	Lap	Lap Time	T1	T2	T3	T4	Speed			
4th	93	Marc MARQUEZ				Gresini Racing MotoG SPA			18	1'37.054	24.198	14.191	29.150	29.515	294.2	
		Runs=6	Total laps=32	Full laps=21		Valid laps=21	19	1'41.348	P	27.511	15.497	30.769	27.571	279.7		
1	39'52.087	31.841	15.497	31.632	31.059	288.0	20	2'01.159		43.393	15.305	31.386	31.075	288.0		
2	1'41.231	24.993	14.545	30.812	30.881	291.8	21	1'39.359		24.705	14.479	29.996	30.179	288.0		
3	1'38.003	24.587	14.349	29.146	29.921	291.8	22	1'37.502		24.210	14.309	29.209	29.774	291.1		
4	1'36.826	24.114	14.214	28.863	29.635	292.6	23	1'38.307		24.425	14.222	29.482	30.178	290.3		
5	1'36.221	P	25.144	14.844	29.857	26.376	24	1'38.002		24.389	14.334	29.407	29.872	290.3		
6	1'48.226		30.983	15.152	31.192	30.899		PIT		30.863	15.383	33.928	27.747	279.0		
7	1'40.006		25.037	14.526	29.755	30.688		6th	12	Maverick VIÑALES				Aprilia Racing	SPA	
8	1'38.504		24.468	14.309	29.327	30.400				Runs=9	Total laps=41	Full laps=25		Valid laps=25		
9	1'40.378		24.193	14.370	29.024	32.791		1	4'35.483	30.745	15.307	30.780	30.349	287.2		
10	1'37.631	P	25.684	14.858	30.348	26.741		2	1'40.345	24.940	14.548	30.331	30.526	287.2		
11	1'53.451		35.424	15.102	32.096	30.829		3	1'38.967	24.760	14.419	29.810	29.978	288.7		
12	1'40.218		24.826	14.493	29.793	31.106		4	1'38.400	24.668	14.323	29.495	29.914	291.1		
13	1'37.846		24.406	14.330	29.235	29.875		5	1'38.247	24.551	14.378	29.440	29.878	288.0		
14	1'37.561		24.293	14.309	29.103	29.856		6	1'40.264	P	26.667	15.704	31.151	26.742	279.7	
15	1'37.879	P	25.425	14.808	30.384	27.262		7	1'46.028		30.048	14.787	31.088	30.105	286.4	
16	1'46.658		29.991	15.008	30.792	30.867		8	1'38.057	24.627	14.326	29.437	29.667	290.3		
17	1'39.198		24.497	14.467	30.173	30.061		9	1'37.774	24.409	14.320	29.359	29.686	286.4		
18	1'40.836		24.317	14.446	31.564	30.509		10	1'37.464	24.390	14.284	29.170	29.620	288.7		
19	1'37.705		24.326	14.391	29.290	29.698		11	1'35.301	P	25.150	14.395	29.948	25.808	291.1	
20	1'37.385		24.226	14.316	29.019	29.824	294.2	12	1'46.072		30.535	14.788	30.362	30.387	288.0	
21	1'37.450	P	25.800	14.695	30.766	26.189	291.8	13	1'39.272	24.585	14.491	29.972	30.224	291.8		
22	1'46.448		29.784	14.963	30.639	31.062	288.7	14	1'41.481	24.777	14.541	32.291	29.872	294.2		
23	1'38.157		24.482	14.405	29.265	30.005	289.5	15	1'37.838	24.411	14.410	29.326	29.691	288.7		
24	1'37.595		24.177	14.317	29.272	29.829	290.3	16	1'37.796	P	24.334	14.371	32.727	26.364	289.5	
25	1'37.425		24.168	14.305	29.009	29.943	291.8	17	1'43.992		28.767	14.798	30.140	30.287	287.2	
26	1'37.359		24.086	14.318	28.885	30.070	292.6	18	1'37.789	24.406	14.357	29.288	29.738	288.7		
27	1'36.999	P	25.456	14.750	30.639	26.154	288.0	19	1'37.497	24.273	14.364	29.184	29.676	288.7		
28	1'47.126		32.371	14.860	29.929	29.966	289.5	20	1'37.721	P	27.608	14.538	29.362	26.213	289.5	
29	1'37.384		24.199	14.315	29.073	29.797	288.7	21	1'44.168		29.410	14.644	30.129	29.985	289.5	
30	1'36.637		24.092	14.214	28.730	29.601	291.1	22	1'38.847	25.058	14.476	29.529	29.784	288.7		
31	1'37.375		24.089	14.422	29.098	29.766	286.4	23	1'37.511	24.358	14.361	29.181	29.611	289.5		
32	1'36.994		24.139	14.285	28.954	29.616	290.3	24	1'37.829	24.417	14.392	29.287	29.733	290.3		
	PIT		25.387	14.986	30.536	25.937	288.0	25	1'38.892	P	26.882	14.864	30.948	26.198	287.2	
	5th	33	Brad BINDER				Red Bull KTM Factory RSA			26	1'45.651	31.439	14.551	30.045	29.616	289.5
			Runs=4	Total laps=24	Full laps=17		Valid laps=17	27	1'36.855	24.186	14.134	29.165	29.370	291.8		
1	26'27.645		33.302	16.335	33.336	32.128	269.3	28	1'38.520	24.175	14.273	29.958	30.114	291.1		
2	1'41.477		25.321	14.817	30.469	30.870	291.8	29	1'37.661	24.204	14.233	29.654	29.570	291.1		
3	1'39.528		24.568	14.350	30.316	30.294	294.2	30	1'37.061	24.268	14.211	29.062	29.520	291.1		
4	1'38.182		24.355	14.333	29.517	29.977	294.2	31	1'35.469	P	24.177	14.237	31.039	26.016	291.1	
5	1'44.283		24.473	14.314	30.342	35.154	294.2	32	1'44.273		29.301	14.651	29.840	30.481	286.4	
6	1'39.088	P	24.616	14.253	31.388	28.831	292.6	33	1'37.587	24.427	14.308	29.231	29.621	289.5		
7	1'49.142		31.888	15.386	30.999	30.869	289.5	34	1'36.981	24.198	14.331	29.017	29.435	287.2		
8	1'38.839		24.594	14.492	29.686	30.067	290.3	35	1'38.435	25.576	14.287	29.108	29.464	289.5		
9	1'38.316		24.299	14.321	29.676	30.020	291.8	36	1'34.059	P	24.244	14.267	29.040	26.508	289.5	
10	1'37.608		24.282	14.287	29.322	29.717	293.4	37	1'43.929		29.343	14.664	29.966	29.956	289.5	
11	1'39.941		25.774	14.549	29.639	29.979	293.4	38	1'37.771	24.531	14.360	29.232	29.648	292.6		
12	1'37.540		24.362	14.326	29.219	29.633	293.4	39	1'37.120	24.313	14.263	29.040	29.504	291.8		
13	1'42.532	P	27.380	15.765	31.364	28.023	258.9	40	1'37.078	24.269	14.285	29.025	29.499	291.1		
14	1'48.785		31.796	15.070	31.270	30.649	290.3	41	1'37.824	P	26.610	15.729	29.567	25.918	290.3	
15	1'40.194		24.435	14.236	31.156	30.367	291.8		PIT		30.137	15.079	31.043	26.183	284.2	
16	1'36.824		24.146	14.148	29.051	29.479	292.6									
17	1'39.484		25.579	14.323	29.633	29.949	291.8									

Fastest Lap: Fabio DI GIANNANTONIO Pertamina Enduro VR ITA **1'36.405** 23.979 14.178 28.754 29.494

These data/results cannot be reproduced, stored and/or transmitted in whole or in part by any manner of electronic, mechanical, photocopying, recording, broadcasting or otherwise now known or herein after developed without the previous express consent by the copyright owner, except for reproduction in daily press and regular printed publications on sale to the public within 60 days of the event related to those data/results and always provided that copyright symbol appears together as follows below.
© DORNA, 2024

Free Practice

MotoGP

Lap	Lap Time	T1	T2	T3	T4	Speed	Lap	Lap Time	T1	T2	T3	T4	Speed	
7th	73	Alex MARQUEZ				Gresini Racing MotoG SPA		23	1'50.333	33.830	14.932	30.900	30.671	284.9
		Runs=6	Total laps=28	Full laps=19 Valid laps=18			24	1'38.693	24.758	14.473	29.424	30.038	287.2	
1	28'27.045	32.778	15.689	31.922	31.092	283.4	25	1'38.419	24.648	14.456	29.398	29.917	288.7	
2	1'39.335	25.065	14.449	29.742	30.079	290.3	26	1'37.914	24.399	14.405	29.229	29.881	288.7	
3	1'38.104	24.537	14.211	29.476	29.880	292.6	27	1'39.151 P	25.820	14.602	30.184	28.545	288.0	
4	1'37.436	24.395	14.167	29.223	29.651	290.3	28	1'49.937	35.033	14.777	30.035	30.092	286.4	
5	1'37.473	24.337	14.257	29.149	29.730	290.3	29	1'37.387	24.382	14.199	29.158	29.648	289.5	
6	1'39.128 P	26.378	14.836	31.017	26.897	284.9	30	1'36.950	24.246	14.271	28.884	29.549	288.7	
7	1'48.111	31.466	15.079	30.842	30.724	286.4	31	1'36.905	24.213	14.236	28.905	29.551	289.5	
8	1'38.166	24.557	14.369	29.380	29.860	289.5	PIT		26.368	14.854	30.644	28.561	287.2	
9	1'38.514	24.321	14.269	29.442	30.482	292.6								
10	1'37.291	24.390	14.263	28.984	29.654	290.3								
11	1'36.093 P	25.569	14.531	29.966	26.027	288.7								
12	1'45.824	29.601	14.829	30.700	30.694	284.2								
13	1'38.450	24.597	14.426	29.477	29.950	287.2								
14	1'37.733	24.328	14.362	29.213	29.830	287.2								
15	1'37.672	24.280	14.307	29.148	29.937	288.7								
16	1'37.692	24.256	14.329	29.286	29.821	287.2								
17	1'37.676 P	25.877	15.363	30.169	26.267	249.4								
18	1'47.983	31.624	15.618	30.302	30.439	287.2								
19	1'37.950	24.297	14.478	29.399	29.776	284.2								
20	1'36.900	24.045	14.253	28.919	29.683	288.0								
21	1'36.948	24.129	14.190	28.903	29.726	288.0								
22	1'38.881 P	26.713	14.829	30.999	26.340	282.7								
23	1'46.021	30.251	14.907	30.390	30.473	284.9								
24	1'37.916	24.571	14.325	29.263	29.757	288.0								
25	1'37.060	24.157	14.220	28.979	29.704	289.5								
26	1'37.349	24.262	14.274	29.046	29.767	289.5								
27	1'37.317	24.254	14.283	29.050	29.730	291.1								
28	1'39.594 P	26.455	14.718	30.856	27.565	284.2								
		Runs=6	Total laps=27	Full laps=18 Valid laps=18			9th	41	Aleix ESPARGARO				Aprilia Racing SPA	
1	47'14.821	29.141	14.800	31.190	30.459	291.1	2	1'39.373	24.876	14.400	29.900	30.197	289.5	
2	1'39.373	24.876	14.400	29.900	30.197	289.5	3	1'39.071	24.731	14.413	29.912	30.015	291.1	
3	1'39.071	24.731	14.413	29.912	30.015	291.1	4	1'38.149	24.498	14.328	29.421	29.902	290.3	
4	1'38.149	24.498	14.328	29.421	29.902	290.3	5	1'37.371	24.342	14.194	29.112	29.723	291.8	
5	1'37.371	24.342	14.194	29.112	29.723	291.8	6	1'43.518 P	27.302	15.483	32.333	28.400	264.7	
6	1'43.518 P	27.302	15.483	32.333	28.400	264.7	7	1'44.990	29.702	14.730	30.498	30.060	289.5	
7	1'44.990	29.702	14.730	30.498	30.060	289.5	8	1'38.252	24.515	14.254	29.538	29.945	289.5	
8	1'38.252	24.515	14.254	29.538	29.945	289.5	9	2'38.565	1'20.871	16.105	30.777	30.812	283.4	
9	2'38.565	1'20.871	16.105	30.777	30.812	283.4	10	1'39.188	24.923	14.434	29.805	30.026	292.6	
10	1'39.188	24.923	14.434	29.805	30.026	292.6	11	1'37.548	24.347	14.288	29.265	29.648	286.4	
11	1'37.548	24.347	14.288	29.265	29.648	286.4	12	1'37.112	24.156	14.165	29.307	29.484	291.1	
12	1'37.112	24.156	14.165	29.307	29.484	291.1	13	1'37.537	24.269	14.232	28.994	30.042	291.1	
13	1'37.537	24.269	14.232	28.994	30.042	291.1	14	1'37.037	24.280	14.235	28.977	29.545	293.4	
14	1'37.037	24.280	14.235	28.977	29.545	293.4	15	1'43.368 P	27.981	15.860	31.804	27.723	263.4	
15	1'43.368 P	27.981	15.860	31.804	27.723	263.4	16	1'47.431	29.821	15.002	31.523	31.085	285.7	
16	1'47.431	29.821	15.002	31.523	31.085	285.7	17	1'39.223	24.904	14.363	29.684	30.272	291.8	
17	1'39.223	24.904	14.363	29.684	30.272	291.8	18	1'38.794	24.598	14.385	29.689	30.122	292.6	
18	1'38.794	24.598	14.385	29.689	30.122	292.6	19	1'42.145	27.425	14.731	29.763	30.226	286.4	
19	1'42.145	27.425	14.731	29.763	30.226	286.4	20	1'37.974	24.538	14.318	29.380	29.738	289.5	
20	1'37.974	24.538	14.318	29.380	29.738	289.5	21	1'41.142 P	26.470	15.505	31.672	27.495	275.5	
21	1'41.142 P	26.470	15.505	31.672	27.495	275.5	22	1'47.029 P	32.230	15.696	32.970	26.133	283.4	
22	1'47.029 P	32.230	15.696	32.970	26.133	283.4	23	1'43.887 P	30.491	15.008	31.549	26.839	281.9	
23	1'43.887 P	30.491	15.008	31.549	26.839	281.9	24	1'44.972	29.148	15.025	30.485	30.314	283.4	
24	1'44.972	29.148	15.025	30.485	30.314	283.4	25	1'38.497	24.756	14.384	29.433	29.924	290.3	
25	1'38.497	24.756	14.384	29.433	29.924	290.3	26	1'38.087	24.464	14.333	29.342	29.948	289.5	
26	1'38.087	24.464	14.333	29.342	29.948	289.5	27	1'38.168	24.497	14.434	29.308	29.929	287.2	
27	1'38.168	24.497	14.434	29.308	29.929	287.2	PIT		27.532	15.241	31.430	27.343	281.2	
		Runs=7	Total laps=34	Full laps=21 Valid laps=21			10th	72	Marco BEZZECCHI				Pertamina Enduro VR ITA	
1	31'48.688	32.479	15.917	33.546	32.568	276.2	2	1'42.590	26.182	14.866	30.826	30.716	287.2	
2	1'42.590	26.182	14.866	30.826	30.716	287.2	3	1'36.908 P	25.227	14.751	30.089	26.841	288.7	
3	1'36.908 P	25.227	14.751	30.089	26.841	288.7	4	1'49.739	31.692	14.974	32.054	31.019	290.3	
4	1'49.739	31.692	14.974	32.054	31.019	290.3	5	1'39.903	25.066	14.470	30.081	30.286	291.8	
5	1'39.903	25.066	14.470	30.081	30.286	291.8	6	1'36.189 P	24.922	14.511	29.819	26.937	291.8	
6	1'36.189 P	24.922	14.511	29.819	26.937	291.8	7	1'59.385	40.948	14.928	32.260	31.249	288.0	
7	1'59.385	40.948	14.928	32.260	31.249	288.0	8	1'40.223	24.907	14.412	30.691	30.213	291.1	
8	1'40.223	24.907	14.412	30.691	30.213	291.1	9	1'38.973	24.665	14.442	29.772	30.094	289.5	
9	1'38.973	24.665	14.442	29.772	30.094	289.5	10	1'38.244	24.482	14.372	29.484	29.906	291.1	
10	1'38.244	24.482	14.372	29.484	29.906	291.1	11	1'38.425 P	24.546	14.355	32.110	27.414	291.1	
11	1'38.425 P	24.546	14.355	32.110	27.414	291.1	12	1'46.835	29.752	14.965	31.348	30.770	286.4	
12	1'46.835	29.752	14.965	31.348	30.770	286.4								

Fastest Lap: Fabio DI GIANNANTONIO Pertamina Enduro VR ITA **1'36.405** 23.979 14.178 28.754 29.494

These data/results cannot be reproduced, stored and/or transmitted in whole or in part by any manner of electronic, mechanical, photocopying, recording, broadcasting or otherwise now known or herein after developed without the previous express consent by the copyright owner, except for reproduction in daily press and regular printed publications on sale to the public within 60 days of the event related to those data/results and always provided that copyright symbol appears together as follows below.
© DORNA, 2024

Free Practice

MotoGP

Lap	Lap Time	T1	T2	T3	T4	Speed	Lap	Lap Time	T1	T2	T3	T4	Speed
13	1'39.033	24.834	14.480	29.668	30.051	289.5	4	1'38.482	24.669	14.310	29.509	29.994	293.4
14	1'38.270	24.561	14.355	29.413	29.941	288.7	5	1'40.673 P	26.960	15.176	32.047	26.490	281.9
15	1'38.044	24.374	14.358	29.444	29.868	291.1	6	1'41.082 P	28.178	15.466	31.365	26.073	270.0
16	1'37.951	24.400	14.304	29.425	29.822	291.1	7	1'45.277	29.559	14.862	30.558	30.298	291.1
17	1'37.905 P	26.473	14.558	30.207	26.667	288.0	8	1'39.400	25.427	14.346	29.528	30.099	292.6
18	1'52.040	31.765	17.387	32.615	30.273	192.5	9	1'38.557	24.505	14.375	29.673	30.004	292.6
19	1'38.969	24.656	14.259	29.908	30.146	291.8	10	1'38.069	24.409	14.288	29.484	29.888	291.8
20	1'37.875	24.446	14.250	29.304	29.875	291.8	11	1'45.596	25.840	14.698	32.038	33.020	288.0
21	1'40.617	24.243	14.184	31.812	30.378	292.6	12	1'33.781 P	24.529	14.317	29.365	25.570	293.4
22	1'37.925	24.313	14.339	29.240	30.033	289.5	13	1'38.720 P	27.740	14.721	30.419	25.840	289.5
23	1'36.874 P	25.809	14.614	29.823	26.628	287.2	14	1'45.941	28.908	14.740	31.383	30.910	288.0
24	1'46.739	30.601	14.878	31.016	30.244	287.2	15	1'38.027	24.513	14.286	29.526	29.702	291.8
25	1'38.008	24.417	14.338	29.400	29.853	287.2	16	1'37.470	24.402	14.214	29.199	29.655	291.8
26	1'37.391	24.157	14.324	29.086	29.824	288.7	17	1'37.249	24.302	14.134	29.180	29.633	293.4
27	1'47.051	24.130	14.226	34.989	33.706	291.8	18	1'37.305	24.314	14.198	29.137	29.656	291.8
28	1'37.066	24.243	14.143	29.058	29.622	292.6	19	1'40.710 P	28.813	14.955	31.001	25.941	279.0
29	1'34.705 P	24.499	14.398	29.588	26.220	295.0	20	1'45.461 P	29.736	15.462	33.118	27.145	279.7
30	1'48.424	32.618	14.751	30.474	30.581	287.2	21	1'45.676	30.072	14.928	30.353	30.323	285.7
31	1'37.787	24.439	14.264	29.238	29.846	289.5	22	1'37.740	24.502	14.316	29.304	29.618	291.8
32	1'37.449	24.173	14.299	29.223	29.754	289.5	23	1'37.564	24.343	14.214	29.332	29.675	291.1
33	1'39.495	24.248	14.298	29.236	31.713	289.5	24	1'37.234	24.289	14.205	29.105	29.635	291.1
34	1'37.588	24.264	14.265	29.292	29.767	290.3	25	1'37.233	24.219	14.210	29.132	29.672	291.8
	PIT	29.238	15.031	31.154	26.546	285.7	26	1'37.390 P	25.742	14.974	30.202	26.472	287.2

11th 89 **Jorge MARTIN** Prima Pramac Racing SPA
 Runs=5 Total laps=24 Full laps=15 Valid laps=14

1	1:06'21.369	31.331	15.403	31.194	30.994	287.2
2	1'40.237	25.109	14.430	30.075	30.623	292.6
3	1'38.936	24.688	14.352	29.676	30.220	293.4
4	1'38.471	24.661	14.298	29.543	29.969	291.1
5	1'36.987 P	24.452	14.294	30.023	28.218	291.1
6	1'48.730	32.423	15.010	30.489	30.808	286.4
7	1'38.189	24.571	14.310	29.451	29.857	292.6
8	1'37.840	24.426	14.277	29.311	29.826	291.8
9	1'41.236	26.126	15.001	30.207	29.902	284.9
10	1'37.969	24.432	14.284	29.319	29.934	291.8
11	1'42.266 P	26.801	14.745	31.624	29.096	279.7
12	1'47.449	30.856	14.878	31.340	30.375	283.4
13	1'38.773	24.682	14.365	29.505	30.221	290.3
14	18'54.023	33.422	14.769	30.483	30.170	288.7
15	1'38.223	24.473	14.353	29.447	29.950	288.7
16	1'37.403	24.360	14.231	29.187	29.625	290.3
17	1'37.202	24.254	14.218	29.128	29.602	291.1
18	1'45.916 P	29.695	15.931	31.204	29.086	282.7
19	1'46.514 *	31.551	14.732	30.032	30.199	284.9
20	1'37.918	24.531	14.404	29.231	29.752	286.4
21	1'37.779	24.321	14.388	29.309	29.761	288.0
22	1'39.653	24.304	15.579	29.864	29.906	281.9
23	1'37.830	24.453	14.354	29.309	29.714	288.0
	unfinished	24.302	14.361	29.244		288.0

12th 31 **Pedro ACOSTA** Red Bull GASGAS Te SPA
 Runs=9 Total laps=33 Full laps=19 Valid laps=19

1	29'49.919	32.971	16.010	32.405	31.142	290.3
2	1'39.558	25.064	14.457	29.875	30.162	294.2
3	1'38.838	24.738	14.355	29.623	30.122	294.2

13th 88 **Miguel OLIVEIRA** Trackhouse Racing POR
 Runs=6 Total laps=31 Full laps=20 Valid laps=20

1	38'58.836	30.765	15.052	31.477	30.878	280.5
2	1'39.899	25.147	14.768	29.969	30.015	292.6
3	1'38.022	24.582	14.285	29.372	29.783	291.1
4	1'43.239	27.010	15.339	30.562	30.328	278.3
5	1'37.874	24.387	14.242	29.438	29.807	291.1
6	1'37.249	24.414	14.193	29.148	29.494	291.8
7	1'39.606 P	26.141	15.056	31.582	26.827	282.7
8	1'47.372	30.156	14.900	31.507	30.809	284.9
9	1'40.551	24.975	14.396	30.403	30.777	288.0
10	1'39.018	24.794	14.519	29.796	29.909	290.3
11	1'37.794	24.371	14.292	29.368	29.763	289.5
12	1'41.428 P	27.918	15.106	30.843	27.561	284.2
13	1'49.628	33.600	14.785	30.617	30.626	285.7
14	1'45.445	24.890	14.437	30.359	35.759	288.7
15	1'39.406	25.228	14.520	29.662	29.996	291.1
16	1'37.726	24.495	14.279	29.306	29.646	291.8
17	1'38.303 P	25.840	14.803	30.348	27.312	289.5
18	1'56.730	30.985	19.250	34.966	31.529	114.0
19	1'39.553	25.235	14.574	29.682	30.062	289.5
20	1'38.055	24.502	14.364	29.390	29.799	288.7
21	1'37.817	24.423	14.399	29.274	29.721	291.1
22	1'39.461 P	27.233	15.589	30.706	25.933	236.8
23	1'46.418	30.607	14.910	30.404	30.497	284.9

Fastest Lap: Fabio DI GIANNANTONIO Pertamina Enduro VR ITA **1'36.405** 23.979 14.178 28.754 29.494

These data/results cannot be reproduced, stored and/or transmitted in whole or in part by any manner of electronic, mechanical, photocopying, recording, broadcasting or otherwise now known or herein after developed without the previous express consent by the copyright owner, except for reproduction in daily press and regular printed publications on sale to the public within 60 days of the event related to those data/results and always provided that copyright symbol appears together as follows below.
 © DORNA, 2024



Free Practice

MotoGP

Lap	Lap Time	T1	T2	T3	T4	Speed	Lap	Lap Time	T1	T2	T3	T4	Speed	
24	1'38.077	24.581	14.401	29.320	29.775	289.5	15	1'38.378	24.585	14.390	29.467	29.936	290.3	
25	1'37.590	24.335	14.297	29.183	29.775	290.3	16	1'37.672	24.388	14.277	29.280	29.727	292.6	
26	1'43.770	<u>24.315</u>	14.257	33.521	31.677	291.1	17	1'37.581	24.375	14.263	29.247	29.696	291.1	
27	<u>1'38.456</u> P	24.407	14.336	31.955	<u>27.758</u>	<u>290.3</u>	18	<u>1'37.438</u>	24.325	14.262	<u>29.191</u>	<u>29.660</u>	291.1	
28	<u>1'44.889</u>	28.997	14.875	30.494	30.523	285.7	19	<u>1'34.512</u> P	24.297	<u>14.208</u>	29.861	<u>26.146</u>	<u>291.8</u>	
29	1'39.106	24.615	14.348	29.679	30.464	289.5	20	<u>1'49.214</u>	29.619	15.604	33.628	30.363	196.3	
30	1'37.714	24.414	14.304	29.305	29.691	289.5	21	1'38.513	24.601	14.352	29.610	29.950	291.8	
31	1'37.841	24.355	14.486	29.228	29.772	289.5	22	1'37.961	24.458	14.356	29.317	29.830	288.7	
	PIT	27.278	14.445	30.599	27.290	<u>289.5</u>	23	1'37.732	24.402	14.300	29.280	29.750	291.1	
							24	1'37.755	24.348	14.321	29.312	29.774	291.1	
14th	43	Jack MILLER				Red Bull KTM Factory	AUS	25	<u>1'36.161</u> P	24.424	14.379	29.692	<u>27.666</u>	<u>291.8</u>
		Runs=5	Total laps=26	Full laps=17	Valid laps=17									
1	<u>30'15.944</u>	30.719	15.231	30.901	31.259	289.5	26	<u>1'44.628</u>	29.429	14.924	30.128	30.147	288.7	
2	1'39.520	25.052	14.497	29.776	30.195	<u>292.6</u>	27	1'37.865	24.455	14.348	29.332	29.730	289.5	
3	1'38.417	24.562	14.392	29.390	30.073	290.3	28	1'37.686	24.413	14.327	29.231	29.715	291.8	
4	1'38.149	24.596	14.370	29.249	29.934	291.8	29	1'37.693	<u>24.294</u>	14.271	29.202	29.926	292.6	
5	<u>1'39.179</u> P	25.926	15.270	30.187	<u>27.796</u>	<u>286.4</u>	30	1'37.814	24.449	14.290	29.304	29.771	292.6	
6	<u>1'48.969</u>	30.312	15.048	32.591	31.018	285.7		PIT	27.937	15.653	31.482	27.110	<u>280.5</u>	
7	1'38.363	24.613	14.404	29.353	29.993	291.1	16th	42	Alex RINS				Monster Energy Yama	SPA
8	1'38.215	24.394	14.482	29.249	30.090	287.2			Runs=6	Total laps=34	Full laps=23	Valid laps=23		
9	1'37.839	24.289	14.400	29.213	29.937	289.5	1	<u>32'29.820</u>	30.823	15.430	31.226	31.079	288.0	
10	<u>1'41.273</u> P	26.254	16.435	31.582	<u>27.002</u>	<u>222.2</u>	2	1'39.439	24.901	14.458	29.786	30.294	291.8	
11	<u>1'45.501</u>	29.792	14.933	30.190	30.586	288.7	3	1'38.700	24.714	14.403	29.481	30.102	<u>292.6</u>	
12	1'39.049	24.624	14.477	29.802	30.146	289.5	4	1'38.365	24.582	14.382	29.465	29.936	291.8	
13	1'38.330	24.532	14.409	29.336	30.053	290.3	5	<u>1'39.609</u> P	26.628	15.684	30.668	<u>26.629</u>	<u>286.4</u>	
14	1'38.508	24.474	14.450	29.501	30.083	290.3	6	<u>1'48.586</u>	30.930	15.414	31.269	30.973	288.7	
15	1'37.963	24.317	14.496	29.208	29.942	287.2	7	1'39.570	25.134	14.516	29.701	30.219	291.8	
16	<u>1'40.484</u> P	26.657	15.791	31.970	<u>26.066</u>	<u>237.3</u>	8	1'38.223	24.591	14.310	29.479	29.843	292.6	
17	<u>1'57.694</u>	38.407	14.927	33.473	30.887	288.7	9	1'37.683	24.387	<u>14.235</u>	29.239	29.822	291.8	
18	1'38.307	24.460	14.318	29.404	30.125	291.1	10	1'38.070	24.428	14.241	29.454	29.947	291.8	
19	1'37.545	24.269	14.239	29.256	<u>29.781</u>	292.6	11	<u>1'42.054</u> P	27.169	16.027	31.743	<u>27.115</u>	<u>269.3</u>	
20	1'37.818	24.367	14.292	29.252	29.907	291.8	12	<u>1'47.253</u>	30.308	15.096	31.157	30.692	288.0	
21	<u>1'38.151</u> P	24.506	15.432	31.576	<u>26.637</u>	<u>276.2</u>	13	1'39.125	24.981	14.454	29.639	30.051	290.3	
22	<u>1'47.643</u>	32.628	14.751	29.961	30.303	288.7	14	1'37.817	24.535	14.246	29.230	29.806	290.3	
23	1'40.962	24.257	14.387	29.223	33.095	288.7	15	<u>1'37.559</u>	<u>24.358</u>	14.252	<u>29.147</u>	29.802	289.5	
24	1'44.785	24.366	14.347	35.618	30.454	290.3	16	1'37.761	24.387	14.297	29.313	<u>29.764</u>	289.5	
25	<u>1'37.365</u>	24.236	<u>14.228</u>	29.111	29.790	292.6	17	1'37.860	24.456	14.305	29.245	29.854	290.3	
26	1'37.384	<u>24.227</u>	14.316	<u>29.039</u>	29.802	291.8	18	<u>1'45.957</u> P	29.033	16.448	32.693	<u>27.783</u>	<u>243.2</u>	
	PIT	28.748	16.332	32.051	26.510	<u>213.0</u>	19	<u>1'46.913</u>	29.924	15.029	30.630	31.330	286.4	
15th	20	Fabio QUARTARAR				Monster Energy Yama	FRA	20	1'38.198	24.571	14.407	29.378	29.842	288.0
		Runs=5	Total laps=30	Full laps=21	Valid laps=21		21	1'38.182	24.388	14.382	29.284	30.128	288.7	
1	<u>28'02.279</u>	30.387	15.591	32.263	31.876	288.0	22	1'37.786	24.363	14.343	29.215	29.865	289.5	
2	1'40.626	25.319	14.692	30.272	30.343	291.1	23	1'38.180	24.525	14.384	29.355	29.916	289.5	
3	1'38.781	24.663	14.466	29.588	30.064	292.6	24	<u>1'45.069</u> P	29.070	16.581	31.938	<u>27.480</u>	<u>257.7</u>	
4	1'38.564	24.564	14.431	29.492	30.077	293.4	25	<u>1'50.358</u>	33.686	15.224	30.765	30.683	286.4	
5	1'38.557	24.593	14.398	29.536	30.030	291.8	26	1'38.899	24.720	14.455	29.644	30.080	286.4	
6	1'38.170	24.446	14.427	29.355	29.942	291.1	27	1'38.315	24.588	14.353	29.432	29.942	290.3	
7	<u>1'38.321</u> P	24.718	15.495	31.765	<u>26.343</u>	<u>270.6</u>	28	1'38.125	24.523	14.450	29.285	29.867	291.1	
8	<u>1'46.858</u>	30.279	15.118	30.854	30.607	289.5	29	1'37.977	24.492	14.363	29.293	29.829	290.3	
9	1'38.283	24.627	14.433	29.391	29.832	291.1	30	<u>1'43.751</u> P	28.234	16.150	31.487	<u>27.880</u>	<u>270.6</u>	
10	1'37.871	24.396	14.301	29.315	29.859	291.8	31	<u>1'45.654</u>	29.290	15.031	30.778	30.555	285.7	
11	1'37.846	24.459	14.347	29.246	29.794	291.1	32	1'38.415	24.607	14.420	29.434	29.954	289.5	
12	1'43.636	24.329	14.332	34.098	30.877	291.1	33	1'38.224	24.458	14.394	29.379	29.993	289.5	
13	<u>1'35.395</u> P	24.511	14.261	29.629	<u>26.994</u>	<u>295.0</u>	34	1'38.251	24.424	14.355	29.450	30.022	289.5	
14	<u>1'46.812</u>	30.389	15.183	30.803	30.437	288.0		PIT	28.059	15.999	31.633	28.295	<u>270.6</u>	

Fastest Lap: Fabio DI GIANNANTONIO Pertamina Enduro VR ITA **1'36.405** 23.979 14.178 28.754 29.494

These data/results cannot be reproduced, stored and/or transmitted in whole or in part by any manner of electronic, mechanical, photocopying, recording, broadcasting or otherwise now known or herein after developed without the previous express consent by the copyright owner, except for reproduction in daily press and regular printed publications on sale to the public within 60 days of the event related to those data/results and always provided that copyright symbol appears together as follows below.
© DORNA, 2024

Free Practice

MotoGP

Lap	Lap Time	T1	T2	T3	T4	Speed	Lap	Lap Time	T1	T2	T3	T4	Speed			
17th	23	Enea BASTIANINI					Ducati Lenovo Team	ITA								
		Runs=6	Total laps=28	Full laps=17		Valid laps=17										
1	39'48.570	31.190	15.379	31.116	30.698	287.2	23	1'40.354 P	24.580	15.747	32.990	27.037	284.9			
2	1'39.167	24.978	14.497	29.855	29.837	291.1	24	2'01.304	44.669	15.332	30.702	30.601	281.2			
3	1'38.231	24.499	14.341	29.581	29.810	291.1	25	2'16.779	24.845	44.368	36.338	31.228	112.0			
4	1'37.910	24.563	14.289	29.429	29.629	292.6	26	1'44.631	25.154	15.454	33.066	30.957	256.5			
5	1'37.896	24.460	14.369	29.452	29.615	291.1	27	1'39.221	24.941	14.533	29.652	30.095	287.2			
6	1'37.881 P	26.223	14.591	31.484	25.583	290.3	28	1'38.390	24.544	14.427	29.487	29.932	287.2			
7	1'44.706	29.659	14.849	30.132	30.066	288.0	29	1'38.380	24.536	14.421	29.430	29.993	288.7			
8	1'38.250	24.616	14.357	29.542	29.735	289.5	30	1'44.012 P	31.168	15.530	31.107	26.207	284.2			
9	1'37.961	24.619	14.291	29.385	29.666	291.8	31	2'02.516	43.680	15.407	32.551	30.878	278.3			
10	1'40.843	26.176	14.707	30.048	29.912	290.3	32	1'39.737	24.836	14.520	29.735	30.646	288.7			
11	1'37.848	24.432	14.298	29.424	29.694	291.1	33	1'39.072	24.697	14.440	29.808	30.127	284.9			
12	1'37.671	24.407	14.337	29.352	29.575	292.6	34	1'39.081 P	24.909	16.716	31.250	26.206	272.0			
13	1'41.301 P	26.969	14.611	32.057	27.664	288.7	35	1'44.509	29.563	14.622	30.084	30.240	282.7			
14	1'46.065	30.744	14.847	30.266	30.208	288.7	36	1'38.122	24.565	14.248	29.543	29.766	289.5			
15	1'38.395	24.634	14.380	29.538	29.843	289.5	37	1'37.747	24.368	14.275	29.373	29.731	287.2			
16	1'40.721	26.607	14.619	29.740	29.755	285.7	38	1'39.573	24.381	15.225	29.985	29.982	276.9			
17	1'37.958	24.561	14.352	29.411	29.634	290.3	39	1'37.981	24.436	14.272	29.438	29.835	290.3			
18	1'40.546	24.634	15.207	30.824	29.881	288.0	unfinished						34.457	15.854	32.721	263.4
19	1'33.949 P	24.549	14.414	29.439	25.547	290.3										
20	1'45.141	30.121	14.800	30.371	29.849	284.9										
21	38'50.763 P	24.458	14.267													
22	1'44.683	29.211	14.820	30.375	30.277	288.0										
23	1'38.163	24.635	14.370	29.508	29.650	291.1										
24	1'38.036	24.524	14.374	29.431	29.707	290.3										
25	1'37.929	24.487	14.344	29.491	29.607	288.7										
26	1'37.633	24.354	14.278	29.381	29.620	291.1										
27	1'36.398 P	27.381	14.324	29.488	25.205	292.6										
28	1'44.545	29.661	14.701	30.223	29.960	288.0										
19th	36	Joan MIR					Repsol Honda Team	SPA								
		Runs=6	Total laps=28	Full laps=17		Valid laps=17										
1	53'48.285	31.119	14.953	31.165	31.046	284.9										
2	1'40.240	25.274	14.584	30.077	30.305	288.7										
3	1'38.896	24.681	14.436	29.660	30.119	286.4										
4	1'38.351	24.503	14.383	29.415	30.050	288.0										
5	1'44.547 P	27.541	15.995	32.506	28.505	262.1										
6	1'46.478	30.304	14.951	30.597	30.626	283.4										
7	1'39.429	24.873	14.511	29.734	30.311	287.2										
8	1'38.838	24.702	14.402	29.633	30.101	288.0										
9	1'44.120 P	26.641	16.087	32.131	29.261	260.2										
10	1'46.170	30.178	14.895	30.558	30.539	284.9										
11	1'39.437	24.956	14.495	29.700	30.286	286.4										
12	1'38.852	24.675	14.425	29.576	30.176	286.4										
13	1'38.517	24.579	14.414	29.474	30.050	286.4										
14	1'44.559 P	28.685	15.315	31.719	28.840	273.4										
15	1'46.254	30.388	14.862	30.592	30.412	284.2										
16	1'41.380	24.827	14.509	31.785	30.259	284.9										
17	1'38.272	24.616	14.357	29.422	29.877	288.0										
18	1'38.112	24.490	14.367	29.360	29.895	287.2										
19	1'40.793 P	26.875	15.236	32.044	26.638	267.9										
20	1'46.219	29.489	14.808	31.489	30.433	284.9										
21	1'38.450	24.632	14.407	29.475	29.936	285.7										
22	1'37.942	24.351	14.361	29.299	29.931	285.7										
23	1'37.784	24.310	14.370	29.261	29.843	286.4										
24	1'34.039 P	24.369	14.381	29.231	26.058	286.4										
25	1'45.376	29.824	14.799	30.227	30.526	288.7										
26	1'39.204	24.750	14.549	29.652	30.253	288.7										
27	1'38.728	24.587	14.458	29.570	30.113	284.9										
28	1'38.616	24.574	14.496	29.396	30.150	288.0										
		PIT	31.136	15.237	31.668	29.987	276.9									
20th	37	Augusto FERNAND					Red Bull GASGAS Te	SPA								
		Runs=6	Total laps=28	Full laps=17		Valid laps=17										
1	45'50.870	31.978	15.576	32.746	30.987	279.7										
2	1'39.258	25.095	14.431	29.674	30.058	289.5										
3	1'38.302	24.678	14.357	29.338	29.929	288.0										

Fastest Lap: Fabio DI GIANNANTONIO Pertamina Enduro VR ITA **1'36.405** 23.979 14.178 28.754 29.494

These data/results cannot be reproduced, stored and/or transmitted in whole or in part by any manner of electronic, mechanical, photocopying, recording, broadcasting or otherwise now known or herein after developed without the previous express consent by the copyright owner, except for reproduction in daily press and regular printed publications on sale to the public within 60 days of the event related to those data/results and always provided that copyright symbol appears together as follows below.
 © DORNA, 2024

Official MotoGP Timing by TISSOT
 www.motogp.com



Free Practice

MotoGP

Lap	Lap Time	T1	T2	T3	T4	Speed	Lap	Lap Time	T1	T2	T3	T4	Speed	
4	1'38.145	24.537	14.325	29.249	30.034	288.0	22nd 30 Takaaki NAKAGAMI IDEMITSU Honda LC JPN							
5	1'43.185 P	27.968	16.140	31.787	27.290	270.0	Runs=9 Total laps=40 Full laps=25 Valid laps=25							
6	1'53.291	32.113	15.295	31.150	34.733	270.6	1	23'19.205	32.781	16.379	33.457	32.506	254.7	
7	1'39.254	24.908	14.501	29.591	30.254	287.2	2	1'47.513	26.172	14.928	34.929	31.484	288.0	
8	1'38.606	24.619	14.342	29.489	30.156	289.5	3	1'41.226	25.677	14.658	30.319	30.572	290.3	
9	1'39.321	24.715	14.499	29.693	30.414	285.7	4	1'39.126	24.705	14.337	29.731	30.353	291.8	
10	1'39.419 P	24.824	15.600	31.948	27.047	255.9	5	1'39.063 P	25.281	14.517	31.058	28.207	291.1	
11	1'53.746	31.535	15.115	32.102	34.994	282.7	6	1'51.291	32.147	15.535	32.045	31.564	284.2	
12	1'39.473	25.032	14.545	29.705	30.191	286.4	7	1'41.208	25.590	14.669	30.432	30.517	291.1	
13	1'38.416	24.513	14.415	29.456	30.032	286.4	8	1'41.933	24.867	14.414	29.657	32.995	291.8	
14	1'38.669	24.624	14.469	29.489	30.087	286.4	9	1'41.668	26.388	14.651	30.312	30.317	289.5	
15	1'43.133 P	28.809	15.619	31.713	26.992	273.4	10	1'38.786	24.758	14.466	29.598	29.964	290.3	
16	1'50.733	31.674	17.431	31.362	30.266	189.1	11	1'41.253 P	26.988	15.469	31.232	27.564	287.2	
17	1'38.452	24.625	14.367	29.551	29.909	287.2	12	1'55.781	37.383	15.342	31.869	31.187	284.9	
18	1'37.904	24.438	14.385	29.372	29.709	285.7	13	1'40.411	25.181	14.588	30.123	30.519	288.7	
19	1'41.829	24.454	14.517	32.693	30.165	266.0	14	1'39.195	24.842	14.512	29.719	30.122	288.7	
20	1'38.017	24.538	14.283	29.393	29.803	288.0	15	1'38.533	24.606	14.348	29.530	30.049	289.5	
21	1'37.277 P	25.543	14.637	30.118	26.979	284.2	16	1'39.381 P	25.666	14.929	31.218	27.568	284.9	
22	1'47.261	31.087	14.996	30.712	30.466	283.4	17	1'58.807	31.857	16.656	38.214	32.080	213.4	
23	1'39.361	24.671	14.459	30.029	30.202	286.4	18	1'41.655	25.860	14.856	30.354	30.585	286.4	
24	1'38.393	24.588	14.490	29.450	29.865	287.2	19	1'39.539	24.745	14.509	29.869	30.416	290.3	
25	1'38.493	24.577	14.425	29.440	30.051	287.2	20	1'38.597	24.599	14.419	29.591	29.988	290.3	
26	1'38.577	24.455	14.447	29.599	30.076	285.7	21	1'38.722 P	25.961	14.903	30.550	27.308	285.7	
27	1'47.090 P	31.785	15.520	32.008	27.777	264.0	22	1'55.621 P	41.456	15.286	31.532	27.347	284.9	
28	1'53.883	35.831	15.845	31.351	30.856	281.9	23	1'54.211	31.645	16.527	34.625	31.414	208.8	
	PIT	27.716	16.746	32.807	28.016	253.5	24	1'41.697	25.543	14.810	30.943	30.401	284.2	
21st 44	Poi ESPARGARO	Red Bull KTM Factory SPA						25	1'40.255	24.625	14.394	31.039	30.197	289.5
	Runs=5 Total laps=26	Full laps=17 Valid laps=17						26	1'40.812	24.533	14.333	29.641	32.305	288.0
1	1:06'22.065	31.606	15.259	31.516	31.188	286.4	27	1'43.080	26.624	14.670	31.309	30.477	287.2	
2	1'40.173	25.258	14.565	29.948	30.402	296.7	28	1'38.444	24.568	14.417	29.533	29.926	288.0	
3	1'39.047	24.809	14.388	29.601	30.249	295.8	29	1'36.041 P	25.297	14.573	29.876	26.295	284.9	
4	1'38.646	24.644	14.359	29.578	30.065	295.8	30	1'55.139 P	39.925	15.855	31.106	28.253	281.9	
5	1'38.352	24.442	14.289	29.459	30.162	292.6	31	1'52.461	32.926	15.753	32.361	31.421	253.5	
6	1'42.559 P	28.703	15.469	31.987	26.400	282.7	32	1'40.448	25.355	14.636	30.148	30.309	289.5	
7	1'46.448	29.013	15.487	31.236	30.712	289.5	33	1'40.497	24.733	14.435	31.007	30.322	290.3	
8	1'39.900	24.784	14.514	30.249	30.353	293.4	34	1'39.894	24.593	14.378	29.675	31.248	288.7	
9	1'38.141	24.522	14.233	29.459	29.927	295.0	35	1'40.150	25.390	14.619	29.926	30.215	288.7	
10	1'38.103	24.428	14.256	29.481	29.938	291.8	36	1'40.979 P	27.609	14.901	30.258	28.211	285.7	
11	1'39.907 P	27.466	15.441	31.018	25.982	281.9	37	1'55.638	35.001	15.259	31.970	33.408	281.9	
12	1'46.868	29.675	15.149	31.078	30.966	288.7	38	1'39.850	25.364	14.474	29.967	30.045	288.0	
13	1'40.627	24.952	14.571	30.512	30.592	289.5	39	1'38.295	24.509	14.335	29.518	29.933	285.7	
14	1'41.683	24.604	14.958	31.652	30.469	226.4	40	1'38.043	24.466	14.212	29.493	29.872	288.7	
15	1'37.328 P	24.711	14.460	31.734	26.423	291.1		PIT	26.463	14.704	31.328	27.518	285.7	
16	1'44.560	28.599	14.833	30.392	30.736	288.7	23rd 10 Luca MARINI Repsol Honda Team ITA							
17	1'39.510	24.670	14.475	29.823	30.542	291.8	Runs=6 Total laps=28 Full laps=17 Valid laps=17							
18	1'39.540	24.660	14.404	29.642	30.834	293.4	1	53'00.360	33.247	15.599	32.968	31.686	279.0	
19	1'38.163	24.520	14.264	29.439	29.940	295.0	2	1'41.717	25.614	14.757	30.450	30.896	286.4	
20	1'38.003	24.477	14.290	29.404	29.832	295.0	3	1'39.666	24.982	14.546	29.891	30.247	288.7	
21	1'38.765 P	26.359	15.014	30.945	26.447	274.8	4	1'39.265	24.814	14.559	29.608	30.284	288.7	
22	1'46.702	29.177	15.759	31.106	30.660	273.4	5	1'46.948 P	31.540	15.371	32.217	27.820	282.7	
23	1'39.185	24.806	14.512	29.692	30.175	291.1	6	1'47.100	29.992	14.966	31.067	31.075	285.7	
24	1'38.881	24.632	14.448	29.598	30.203	292.6	7	1'39.675	25.044	14.529	29.891	30.211	289.5	
25	1'38.644	24.534	14.377	29.640	30.093	293.4	8	1'38.842	24.708	14.443	29.594	30.097	288.0	
26	1'38.505	24.456	14.369	29.509	30.171	292.6	9	1'39.194	24.654	14.381	29.602	30.557	288.0	
	PIT	28.337	15.107	31.235	26.907	281.9								

Fastest Lap: Fabio DI GIANNANTONIO Pertamina Enduro VR ITA **1'36.405** 23.979 14.178 28.754 29.494

These data/results cannot be reproduced, stored and/or transmitted in whole or in part by any manner of electronic, mechanical, photocopying, recording, broadcasting or otherwise now known or herein after developed without the previous express consent by the copyright owner, except for reproduction in daily press and regular printed publications on sale to the public within 60 days of the event related to those data/results and always provided that copyright symbol appears together as follows below.
© DORNA, 2024

Free Practice

MotoGP

Lap	Lap Time		T1	T2	T3	T4	Speed	Lap	Lap Time	T1	T2	T3	T4	Speed
10	1'40.750	P	26.832	15.039	31.885	26.994	281.2							
11	1'45.400		29.012	15.150	30.692	30.546	285.7							
12	1'39.333		24.782	14.544	29.814	30.193	288.0							
13	1'42.743		26.637	14.881	30.456	30.769	286.4							
14	1'39.296		24.797	14.530	29.733	30.236	285.7							
15	1'41.306	P	27.238	15.219	31.660	27.189	276.9							
16	1'47.014		31.273	14.907	30.367	30.467	285.7							
17	1'39.678		24.902	14.589	29.902	30.285	288.7							
18	1'38.967		24.764	14.441	29.661	30.101	289.5							
19	1'42.043	P	27.306	15.247	31.952	27.538	281.9							
20	1'45.725		29.247	14.875	30.942	30.661	288.0							
21	1'39.602		24.843	14.539	29.974	30.246	288.0							
22	1'38.817		24.643	14.505	29.636	30.033	288.7							
23	1'38.811		24.609	14.567	29.578	30.057	287.2							
24	1'45.573	P	30.522	15.297	31.960	27.794	283.4							
25	1'51.512		34.220	15.216	31.165	30.911	286.4							
26	1'39.371		24.965	14.543	29.807	30.056	288.7							
27	1'38.754		24.595	14.400	29.542	30.217	290.3							
28	1'38.263		24.570	14.407	29.435	29.851	288.7							
	PIT		27.315	15.164	31.756	26.586	279.7							

24th 32 Lorenzo SAVADORI Aprilia Racing ITA
 Runs=5 Total laps=28 Full laps=19 Valid laps=19

1	34'04.692		32.673	15.427	32.188	31.566	282.7							
2	1'43.889		25.590	14.697	30.356	33.246	288.0							
3	1'39.744		25.066	14.450	29.743	30.485	291.1							
4	1'39.419		24.890	14.441	29.648	30.440	289.5							
5	1'49.516		29.280	15.509	31.007	33.720	283.4							
6	1'39.541		24.989	14.423	29.807	30.322	290.3							
7	1'43.416	P	26.239	15.208	33.999	27.970	286.4							
8	1'54.342		35.050	15.628	32.022	31.642	280.5							
9	1'44.004		27.770	14.723	30.528	30.983	285.7							
10	1'40.376		24.975	14.531	29.947	30.923	286.4							
11	1'40.417		25.113	14.661	29.957	30.686	286.4							
12	1'40.498		25.055	14.633	30.036	30.774	285.7							
13	1'40.418		25.075	14.657	30.056	30.630	287.2							
14	1'42.886	P	27.680	15.289	32.605	27.312	284.9							
15	1'51.537		32.707	15.455	31.952	31.423	283.4							
16	1'41.212		25.464	14.712	30.170	30.866	286.4							
17	1'40.608		25.324	14.553	30.116	30.615	288.7							
18	1'42.803		26.793	14.620	30.526	30.864	290.3							
19	1'41.066	P	26.856	15.157	31.580	27.473	283.4							
20	1'56.459		34.597	15.199	31.504	35.159	283.4							
21	1'39.887		25.106	14.538	29.844	30.399	288.7							
22	1'40.075		24.871	14.526	29.960	30.718	286.4							
23	1'43.554		26.877	14.772	30.848	31.057	287.2							
24	1'39.812		25.107	14.569	29.805	30.331	288.7							
25	1'48.629	P	33.043	15.301	33.192	27.093	286.4							
26	1'57.062		40.890	14.939	30.568	30.665	284.9							
27	1'38.842		24.587	14.388	29.660	30.207	288.0							
28	1'38.948		24.629	14.478	29.576	30.265	285.7							
	unfinished		26.489	15.517			279.7							

Fastest Lap: Fabio DI GIANNANTONIO Pertamina Enduro VR ITA **1'36.405** 23.979 14.178 28.754 29.494

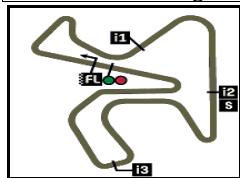
These data/results cannot be reproduced, stored and/or transmitted in whole or in part by any manner of electronic, mechanical, photocopying, recording, broadcasting or otherwise now known or herein after developed without the previous express consent by the copyright owner, except for reproduction in daily press and regular printed publications on sale to the public within 60 days of the event related to those data/results and always provided that copyright symbol appears together as follows below.
 © DORNA, 2024

Official MotoGP Timing by TISSOT
 www.motogp.com



Jerez de la Frontera, Monday, April 29, 2024

Page 8 of 8



4423 m.

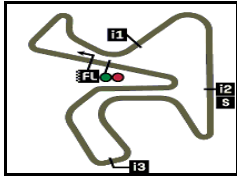
Jerez MotoGP™ Official Test
Free Practice
Best Partial Times

IT Ideal Lap Time, sum of the best partial times

BT Best Lap Time

T1		T2		T3		T4				IT		BT	
Pos	Rider	Time	Rider	Time	Rider	Time	Rider	Time	Pos	Rider	IT	BT	
1	F.DI GIANNANTO	23.979	F.BAGNAIA	14.076	M.MARQUEZ	28.730	M.VIÑALES	29.370	1	F.DI GIANNAN	1'36.321	1'36.405	(1)
2	F.MORBIDELLI	24.007	F.MORBIDELLI	14.119	F.DI GIANNANTO	28.754	F.DI GIANNANTO	29.437	2	F.MORBIDELLI	1'36.537	1'36.561	(2)
3	A.MARQUEZ	24.045	M.VIÑALES	14.134	R.FERNANDEZ	28.884	F.BAGNAIA	29.439	3	F.BAGNAIA	1'36.550	1'36.589	(3)
4	M.MARQUEZ	24.086	P.ACOSTA	14.134	F.MORBIDELLI	28.890	B.BINDER	29.479	4	M.MARQUEZ	1'36.631	1'36.637	(4)
5	F.BAGNAIA	24.106	M.BEZZECCHI	14.143	A.MARQUEZ	28.903	A.ESPARGARO	29.484	5	M.VIÑALES	1'36.696	1'36.855	(6)
6	M.BEZZECCHI	24.130	B.BINDER	14.148	F.BAGNAIA	28.929	M.OLIVEIRA	29.494	6	A.MARQUEZ	1'36.766	1'36.900	(7)
7	B.BINDER	24.146	F.DI GIANNANTO	14.151	A.ESPARGARO	28.977	F.MORBIDELLI	29.521	7	A.ESPARGAR	1'36.782	1'37.037	(9)
8	A.ESPARGARO	24.156	A.ESPARGARO	14.165	M.VIÑALES	29.017	R.FERNANDEZ	29.549	8	B.BINDER	1'36.824	1'36.824	(5)
9	M.VIÑALES	24.175	A.MARQUEZ	14.167	J.MILLER	29.039	E.BASTIANINI	29.575	9	R.FERNANDEZ	1'36.845	1'36.905	(8)
10	R.FERNANDEZ	24.213	M.OLIVEIRA	14.193	B.BINDER	29.051	M.MARQUEZ	29.601	10	M.BEZZECCHI	1'36.953	1'37.066	(10)
11	P.ACOSTA	24.219	R.FERNANDEZ	14.199	M.BEZZECCHI	29.058	J.MARTIN	29.602	11	P.ACOSTA	1'37.041	1'37.224	(12)
12	J.MILLER	24.227	J.ZARCO	14.202	P.ACOSTA	29.070	P.ACOSTA	29.618	12	M.OLIVEIRA	1'37.150	1'37.249	(13)
13	J.MARTIN	24.254	F.QUARTARARO	14.208	J.MARTIN	29.128	M.BEZZECCHI	29.622	13	J.MARTIN	1'37.202	1'37.202	(11)
14	F.QUARTARARO	24.294	T.NAKAGAMI	14.212	A.RINS	29.147	A.MARQUEZ	29.651	14	J.MILLER	1'37.275	1'37.365	(14)
15	J.MIR	24.310	M.MARQUEZ	14.214	M.OLIVEIRA	29.148	F.QUARTARARO	29.660	15	F.QUARTARAR	1'37.353	1'37.438	(15)
16	M.OLIVEIRA	24.315	J.MARTIN	14.218	F.QUARTARARO	29.191	A.FERNANDEZ	29.709	16	A.RINS	1'37.504	1'37.559	(16)
17	E.BASTIANINI	24.354	J.MILLER	14.228	J.MIR	29.231	J.ZARCO	29.731	17	E.BASTIANINI	1'37.548	1'37.633	(17)
18	A.RINS	24.358	P.ESPARGARO	14.233	A.FERNANDEZ	29.249	A.RINS	29.764	18	J.ZARCO	1'37.674	1'37.747	(18)
19	J.ZARCO	24.368	A.RINS	14.235	E.BASTIANINI	29.352	J.MILLER	29.781	19	A.FERNANDEZ	1'37.679	1'37.904	(20)
20	P.ESPARGARO	24.428	E.BASTIANINI	14.267	J.ZARCO	29.373	P.ESPARGARO	29.832	20	J.MIR	1'37.741	1'37.784	(19)
21	A.FERNANDEZ	24.438	A.FERNANDEZ	14.283	P.ESPARGARO	29.404	J.MIR	29.843	21	P.ESPARGAR	1'37.897	1'38.003	(21)
22	T.NAKAGAMI	24.466	J.MIR	14.357	L.MARINI	29.435	L.MARINI	29.851	22	T.NAKAGAMI	1'38.043	1'38.043	(22)
23	L.MARINI	24.570	L.MARINI	14.381	T.NAKAGAMI	29.493	T.NAKAGAMI	29.872	23	L.MARINI	1'38.237	1'38.263	(23)
24	L.SAVADORI	24.587	L.SAVADORI	14.388	L.SAVADORI	29.576	L.SAVADORI	30.207	24	L.SAVADORI	1'38.758	1'38.842	(24)

These data/results cannot be reproduced, stored and/or transmitted in whole or in part by any manner of electronic, mechanical, photocopying, recording, broadcasting or otherwise now known or herein after developed without the previous express consent by the copyright owner, except for reproduction in daily press and regular printed publications on sale to the public within 60 days of the event related to those data/results and always provided that copyright symbol appears together as follows below.
 © DORNA, 2024




4423 m.

Jerez MotoGP™ Official Test

Free Practice

Fastest Laps Sequence

<i>Practice Time</i>	 <i>Rider</i>	<i>Nation</i>	<i>Motorcycle</i>	<i>Time</i>	<i>Km/h</i>	<i>Rider's Lap</i>
6'15.828	12 Maverick VIÑALES	SPA	APRILIA	1'40.345	158.6	2
7'54.795	12 Maverick VIÑALES	SPA	APRILIA	1'38.967	160.8	3
9'33.195	12 Maverick VIÑALES	SPA	APRILIA	1'38.400	161.8	4
11'11.442	12 Maverick VIÑALES	SPA	APRILIA	1'38.247	162.0	5
25'02.958	12 Maverick VIÑALES	SPA	APRILIA	1'38.057	162.3	8
26'40.732	12 Maverick VIÑALES	SPA	APRILIA	1'37.774	162.8	9
28'18.196	12 Maverick VIÑALES	SPA	APRILIA	1'37.464	163.3	10
33'21.920	73 Alex MARQUEZ	SPA	DUCATI	1'37.436	163.4	4
44'48.147	93 Marc MARQUEZ	SPA	DUCATI	1'36.826	164.4	4
1:29'17.074	33 Brad BINDER	RSA	KTM	1'36.824	164.4	16
1:45'17.160	1 Francesco BAGNAIA	ITA	DUCATI	1'36.589	164.8	11
2:19'47.913	49 Fabio DI GIANNANTONI	ITA	DUCATI	1'36.405	165.1	23

These data/results cannot be reproduced, stored and/or transmitted in whole or in part by any manner of electronic, mechanical, photocopying, recording, broadcasting or otherwise now known or herein after developed without the previous express consent by the copyright owner, except for reproduction in daily press and regular printed publications on sale to the public within 60 days of the event related to those data/results and always provided that copyright symbol appears together as follows below.

© DORNA, 2024

Official MotoGP Timing by TISSOT
www.motogp.com



Jerez de la Frontera, Monday, April 29, 2024