


4423 m.

**Jerez MotoGP™ Official Test**  
**Free Practice**  
**Classification****3**

	Rider	Nation	Team	Motorcycle	Time	Lap	Total	Gap	Top Speed
1	<b>1 Francesco BAGNAIA</b>	ITA	Ducati Lenovo Team	DUCATI	<b>1'36.589</b>	11	13		<b>295.0</b>
2	<b>33 Brad BINDER</b>	RSA	Red Bull KTM Factory Racing	KTM	<b>1'36.824</b>	16	18	0.235 0.235	<b>294.2</b>
3	<b>93 Marc MARQUEZ</b>	SPA	Gresini Racing MotoGP	DUCATI	<b>1'36.826</b>	4	20	0.237 0.002	<b>294.2</b>
4	<b>12 Maverick VIÑALES</b>	SPA	Aprilia Racing	APRILIA	<b>1'36.855</b>	27	29	0.266 0.029	<b>294.2</b>
5	<b>41 Aleix ESPARGARO</b>	SPA	Aprilia Racing	APRILIA	<b>1'37.037</b>	14	16	0.448 0.182	<b>293.4</b>
6	<b>49 Fabio DI GIANNANTONIO</b>	ITA	Pertamina Enduro VR46 Racing Te	DUCATI	<b>1'37.114</b>	6	18	0.525 0.077	<b>295.0</b>
7	<b>21 Franco MORBIDELLI</b>	ITA	Prima Pramac Racing	DUCATI	<b>1'37.154</b>	20	20	0.565 0.040	<b>290.3</b>
8	<b>31 Pedro ACOSTA</b>	SPA	Red Bull GASGAS Tech3	KTM	<b>1'37.249</b>	17	19	0.660 0.095	<b>294.2</b>
9	<b>88 Miguel OLIVEIRA</b>	POR	Trackhouse Racing	APRILIA	<b>1'37.249</b>	6	21	0.660	<b>292.6</b>
10	<b>73 Alex MARQUEZ</b>	SPA	Gresini Racing MotoGP	DUCATI	<b>1'37.291</b>	10	16	0.702 0.042	<b>292.6</b>
11	<b>20 Fabio QUARTARARO</b>	FRA	Monster Energy Yamaha MotoGP	YAMAHA	<b>1'37.438</b>	18	22	0.849 0.147	<b>295.0</b>
12	<b>25 Raul FERNANDEZ</b>	SPA	Trackhouse Racing	APRILIA	<b>1'37.542</b>	10	21	0.953 0.104	<b>292.6</b>
13	<b>42 Alex RINS</b>	SPA	Monster Energy Yamaha MotoGP	YAMAHA	<b>1'37.559</b>	15	23	0.970 0.017	<b>292.6</b>
14	<b>23 Enea BASTIANINI</b>	ITA	Ducati Lenovo Team	DUCATI	<b>1'37.671</b>	12	20	1.082 0.112	<b>292.6</b>
15	<b>43 Jack MILLER</b>	AUS	Red Bull KTM Factory Racing	KTM	<b>1'37.839</b>	9	10	1.250 0.168	<b>292.6</b>
16	<b>89 Jorge MARTIN</b>	SPA	Prima Pramac Racing	DUCATI	<b>1'37.840</b>	8	10	1.251 0.001	<b>293.4</b>
17	<b>72 Marco BEZZECCHI</b>	ITA	Pertamina Enduro VR46 Racing Te	DUCATI	<b>1'37.875</b>	20	22	1.286 0.035	<b>292.6</b>
18	<b>37 Augusto FERNANDEZ</b>	SPA	Red Bull GASGAS Tech3	KTM	<b>1'37.904</b>	18	20	1.315 0.029	<b>289.5</b>
19	<b>5 Johann ZARCO</b>	FRA	CASTROL Honda LCR	HONDA	<b>1'38.003</b>	16	22	1.414 0.099	<b>294.2</b>
20	<b>44 Pol ESPARGARO</b>	SPA	Red Bull KTM Factory Racing	KTM	<b>1'38.103</b>	10	14	1.514 0.100	<b>296.7</b>
21	<b>36 Joan MIR</b>	SPA	Repsol Honda Team	HONDA	<b>1'38.351</b>	4	13	1.762 0.248	<b>288.7</b>
22	<b>30 Takaaki NAKAGAMI</b>	JPN	IDEMITSU Honda LCR	HONDA	<b>1'38.533</b>	15	25	1.944 0.182	<b>291.8</b>
23	<b>10 Luca MARINI</b>	ITA	Repsol Honda Team	HONDA	<b>1'38.842</b>	8	20	2.253 0.309	<b>289.5</b>
24	<b>32 Lorenzo SAVADORI</b>	ITA	Aprilia Racing	APRILIA	<b>1'39.419</b>	4	16	2.830 0.577	<b>291.1</b>

**Practice condition: Dry**

Air: 12°

Humidity: 71%

Ground: 21°

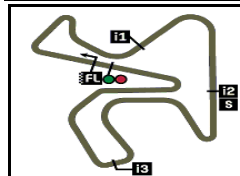
<b>Fastest Lap:</b>	Lap: 11	<b>Francesco BAGNAIA</b>	<b>1'36.589</b>	164.8 Km/h
<b>Best Race Lap:</b>	2024	<b>Francesco BAGNAIA</b>	<b>1'37.449</b>	163.3 Km/h
<b>All Time Lap Record:</b>	2024	<b>Francesco BAGNAIA</b>	<b>1'36.025</b>	165.8 Km/h

The results are provisional until the end of the limit for protest and appeals.

Time limit for protest expires 60' after publication of the results - ..... Time: .....

These data/results cannot be reproduced, stored and/or transmitted in whole or in part by any manner of electronic, mechanical, photocopying, recording, broadcasting or otherwise now known or herein after developed without the previous express consent by the copyright owner, except for reproduction in daily press and regular printed publications on sale to the public within 60 days of the event related to those data/results and always provided that copyright symbol appears together as follows below.

© DORNA, 2024



4423 m.

**Jerez MotoGP™ Official Test****Free Practice****Top Speed & Average****4**

Rider	Nation	Motorcycle	Top 5 speeds					Average	Top
44 <b>Po ESPARGARO</b>	<b>SPA</b>	KTM	296.7	295.8	295.8	295.0	293.4	295.3	<b>296.7</b>
1 <b>Francesco BAGNAIA</b>	<b>ITA</b>	DUCATI	295.0	294.2	294.2	294.2	293.4	294.1	<b>295.0</b>
20 <b>Fabio QUARTARARO</b>	<b>FRA</b>	YAMAHA	295.0	293.4	292.6	292.6	291.8	292.6	<b>295.0</b>
49 <b>Fabio DI GIANNANTONIO</b>	<b>ITA</b>	DUCATI	295.0	294.2	291.8	291.8	291.1	292.5	<b>295.0</b>
5 <b>Johann ZARCO</b>	<b>FRA</b>	HONDA	294.2	291.8	291.8	291.8	291.8	292.3	<b>294.2</b>
12 <b>Maverick VIÑALES</b>	<b>SPA</b>	APRILIA	294.2	291.8	291.8	291.1	291.1	291.7	<b>294.2</b>
31 <b>Pedro ACOSTA</b>	<b>SPA</b>	KTM	294.2	294.2	293.4	293.4	293.4	293.7	<b>294.2</b>
33 <b>Brad BINDER</b>	<b>RSA</b>	KTM	294.2	294.2	294.2	294.2	293.4	293.9	<b>294.2</b>
93 <b>Marc MARQUEZ</b>	<b>SPA</b>	DUCATI	294.2	292.6	291.8	291.8	291.8	292.3	<b>294.2</b>
41 <b>Aleix ESPARGARO</b>	<b>SPA</b>	APRILIA	293.4	292.6	291.8	291.1	291.1	291.7	<b>293.4</b>
89 <b>Jorge MARTIN</b>	<b>SPA</b>	DUCATI	293.4	292.6	292.6	291.8	291.8	292.4	<b>293.4</b>
23 <b>Enea BASTIANINI</b>	<b>ITA</b>	DUCATI	292.6	292.6	291.8	291.1	291.1	291.6	<b>292.6</b>
25 <b>Raul FERNANDEZ</b>	<b>SPA</b>	APRILIA	292.6	291.8	291.1	290.3	290.3	291.0	<b>292.6</b>
42 <b>Alex RINS</b>	<b>SPA</b>	YAMAHA	292.6	292.6	291.8	291.8	291.8	292.0	<b>292.6</b>
43 <b>Jack MILLER</b>	<b>AUS</b>	KTM	292.6	291.8	291.1	290.3	289.5	290.8	<b>292.6</b>
72 <b>Marco BEZZECCHI</b>	<b>ITA</b>	DUCATI	292.6	291.8	291.8	291.8	291.8	292.0	<b>292.6</b>
73 <b>Alex MARQUEZ</b>	<b>SPA</b>	DUCATI	292.6	292.6	290.3	290.3	290.3	291.1	<b>292.6</b>
88 <b>Miguel OLIVEIRA</b>	<b>POR</b>	APRILIA	292.6	291.8	291.8	291.1	291.1	291.5	<b>292.6</b>
30 <b>Takaaki NAKAGAMI</b>	<b>JPN</b>	HONDA	291.8	291.8	291.1	291.1	290.3	290.9	<b>291.8</b>
32 <b>Lorenzo SAVADORI</b>	<b>ITA</b>	APRILIA	291.1	290.3	289.5	288.0	287.2	289.2	<b>291.1</b>
21 <b>Franco MORBIDELLI</b>	<b>ITA</b>	DUCATI	290.3	290.3	290.3	289.5	289.5	289.7	<b>290.3</b>
10 <b>Luca MARINI</b>	<b>ITA</b>	HONDA	289.5	289.5	288.7	288.7	288.7	289.0	<b>289.5</b>
37 <b>Augusto FERNANDEZ</b>	<b>SPA</b>	KTM	289.5	289.5	288.0	288.0	288.0	288.6	<b>289.5</b>
36 <b>Joan MIR</b>	<b>SPA</b>	HONDA	288.7	288.0	288.0	287.2	286.4	287.2	<b>288.7</b>

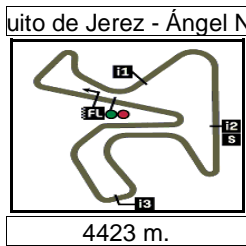
These data/results cannot be reproduced, stored and/or transmitted in whole or in part by any manner of electronic, mechanical, photocopying, recording, broadcasting or otherwise now known or herein after developed without the previous express consent by the copyright owner, except for reproduction in daily press and regular printed publications on sale to the public within 60 days of the event related to those data/results and always provided that copyright symbol appears together as follows below.

© DORNA, 2024

Official MotoGP Timing by **TISSOT**  
www.motogp.com



**Jerez de la Frontera, Monday, April 29, 2024**



**Jerez MotoGP™ Official Test**  
**Free Practice**  
**Chronological Analysis of Performances**

**5**

\* Lap / Sector time cancelled      T1 Time from finish line to 1st intermediate      T3 Time from 2nd intermed. to 3rd intermed.  
P Crossing the finish line in pit lane      T2 Time from 1st intermed. to 2nd intermed.      T4 Time from 3rd intermediate to finish line

Lap	Lap Time	T1	T2	T3	T4	Speed	Lap	Lap Time	T1	T2	T3	T4	Speed	
<b>1st</b>	<b>1</b>	<b>Francesco BAGNAI</b>				Ducati Lenovo Team	ITA	7	<b>1'40.006</b>	25.037	14.526	29.755	30.688	288.0
		Runs=4	Total laps=13	Full laps=8	Valid laps=7		8	<b>1'38.504</b>	24.468	14.309	29.327	30.400	290.3	
1	50'37.743	32.072	15.640	33.458	31.509	288.0	9	<b>1'40.378</b>	24.193	14.370	29.024	32.791	290.3	
2	<b>1'38.950</b>	24.727	14.437	29.694	30.092	293.4	10	1'37.631 P	25.684	14.858	30.348	26.741	287.2	
3	<b>1'37.955</b>	24.578	14.251	29.277	29.849	295.0	11	1'53.451	35.424	15.102	32.096	30.829	286.4	
4	<b>1'37.631</b>	24.299	14.252	29.334	29.746	294.2	12	<b>1'40.218</b>	24.826	14.493	29.793	31.106	290.3	
5	1'40.131 P	26.231	15.115	31.476	27.309	288.7	13	<b>1'37.846</b>	24.406	14.330	29.235	29.875	290.3	
6	1'48.313	31.355	15.272	30.821	30.865	288.0	14	<b>1'37.561</b>	24.293	14.309	29.103	29.856	290.3	
7	<b>1'38.895</b>	24.601	14.467	29.664	30.163	291.1	15	1'37.879 P	25.425	14.808	30.384	27.262	286.4	
8	1'36.818 P	24.448	14.308	30.273	27.789	291.8	16	1'46.658	29.991	15.008	30.792	30.867	287.2	
9	1'51.453	35.527	14.910	30.759	30.257	290.3	17	<b>1'39.198</b>	24.497	14.467	30.173	30.061	290.3	
10	<b>1'37.102</b>	24.257	14.131	29.118	29.596	294.2	18	<b>1'40.836</b>	24.317	14.446	31.564	30.509	288.7	
11	1'36.589	24.145	14.076	28.929	29.439	294.2	19	<b>1'37.705</b>	24.326	14.391	29.290	29.698	291.8	
12	<b>1'36.936</b>	24.142	14.079	29.110	29.605	293.4	20	<b>1'37.385</b>	24.226	14.316	29.019	29.824	294.2	
13	1'39.039 P	26.202	14.927	31.374	26.536	290.3		unfinished	25.800	14.695			291.8	

<b>2nd</b>	<b>33</b>	<b>Brad BINDER</b>				Red Bull KTM Factory	RSA
		Runs=3	Total laps=18	Full laps=13	Valid laps=13		
1	26'27.645	33.302	16.335	33.336	32.128	269.3	
2	<b>1'41.477</b>	25.321	14.817	30.469	30.870	291.8	
3	<b>1'39.528</b>	24.568	14.350	30.316	30.294	294.2	
4	<b>1'38.182</b>	24.355	14.333	29.517	29.977	294.2	
5	<b>1'44.283</b>	24.473	14.314	30.342	35.154	294.2	
6	1'39.088 P	24.616	14.253	31.388	28.831	292.6	
7	1'49.142	31.888	15.386	30.999	30.869	289.5	
8	<b>1'38.839</b>	24.594	14.492	29.686	30.067	290.3	
9	<b>1'38.316</b>	24.299	14.321	29.676	30.020	291.8	
10	<b>1'37.608</b>	24.282	14.287	29.322	29.717	293.4	
11	<b>1'39.941</b>	25.774	14.549	29.639	29.979	293.4	
12	<b>1'37.540</b>	24.362	14.326	29.219	29.633	293.4	
13	1'42.532 P	27.380	15.765	31.364	28.023	258.9	
14	1'48.785	31.796	15.070	31.270	30.649	290.3	
15	<b>1'40.194</b>	24.435	14.236	31.156	30.367	291.8	
16	1'36.824	24.146	14.148	29.051	29.479	292.6	
17	<b>1'39.484</b>	25.579	14.323	29.633	29.949	291.8	
18	<b>1'37.054</b>	24.198	14.191	29.150	29.515	294.2	
	PIT	27.511	15.497	30.769	27.571	279.7	

<b>4th</b>	<b>12</b>	<b>Maverick VIÑALES</b>				Aprilia Racing	SPA
		Runs=6	Total laps=29	Full laps=18	Valid laps=18		
1	4'35.483	30.745	15.307	30.780	30.349	287.2	
2	<b>1'40.345</b>	24.940	14.548	30.331	30.526	287.2	
3	<b>1'38.967</b>	24.760	14.419	29.810	29.978	288.7	
4	<b>1'38.400</b>	24.668	14.323	29.495	29.914	291.1	
5	<b>1'38.247</b>	24.551	14.378	29.440	29.878	288.0	
6	1'40.264 P	26.667	15.704	31.151	26.742	279.7	
7	1'46.028	30.048	14.787	31.088	30.105	286.4	
8	<b>1'38.057</b>	24.627	14.326	29.437	29.667	290.3	
9	<b>1'37.774</b>	24.409	14.320	29.359	29.686	286.4	
10	<b>1'37.464</b>	24.390	14.284	29.170	29.620	288.7	
11	1'35.301 P	25.150	14.395	29.948	25.808	291.1	
12	1'46.072	30.535	14.788	30.362	30.387	288.0	
13	<b>1'39.272</b>	24.585	14.491	29.972	30.224	291.8	
14	<b>1'41.481</b>	24.777	14.541	32.291	29.872	294.2	
15	<b>1'37.838</b>	24.411	14.410	29.326	29.691	288.7	
16	1'37.796 P	24.334	14.371	32.727	26.364	289.5	
17	1'43.992	28.767	14.798	30.140	30.287	287.2	
18	<b>1'37.789</b>	24.406	14.357	29.288	29.738	288.7	
19	<b>1'37.497</b>	24.273	14.364	29.184	29.676	288.7	
20	1'37.721 P	27.608	14.538	29.362	26.213	289.5	
21	1'44.168	29.410	14.644	30.129	29.985	289.5	
22	<b>1'38.847</b>	25.058	14.476	29.529	29.784	288.7	
23	<b>1'37.511</b>	24.358	14.361	29.181	29.611	289.5	
24	<b>1'37.829</b>	24.417	14.392	29.287	29.733	290.3	
25	1'38.892 P	26.882	14.864	30.948	26.198	287.2	
26	1'45.651	31.439	14.551	30.045	29.616	289.5	
27	1'36.855	24.186	14.134	29.165	29.370	291.8	
28	<b>1'38.520</b>	24.175	14.273	29.958	30.114	291.1	

**Fastest Lap:** Francesco BAGNAIA      Ducati Lenovo Team      ITA      **1'36.589**      24.145      14.076      28.929      29.439

These data/results cannot be reproduced, stored and/or transmitted in whole or in part by any manner of electronic, mechanical, photocopying, recording, broadcasting or otherwise now known or herein after developed without the previous express consent by the copyright owner, except for reproduction in daily press and regular printed publications on sale to the public within 60 days of the event related to those data/results and always provided that copyright symbol appears together as follows below.  
© DORNA, 2024

## Free Practice

## MotoGP

Lap	Lap Time	T1	T2	T3	T4	Speed	Lap	Lap Time	T1	T2	T3	T4	Speed		
29	<b>1'37.661</b>	24.204	14.233	29.654	29.570	291.1	10	<b>1'38.284</b>	24.644	14.398	29.431	29.811	288.7		
	unfinished	24.268	14.211			291.1	11	<b>1'37.586</b>	24.330	14.278	29.286	29.692	290.3		
<b>5th</b>	<b>41</b>	<b>Aleix ESPARGARO</b> Aprilia Racing SPA						12	<b>1'37.324</b>	24.200	14.272	29.215	29.637	290.3	
		Runs=3	Total laps=16	Full laps=11	Valid laps=11		13	<b>1'37.323</b>	24.210	14.297	29.114	29.702	289.5		
1	47'14.821	29.141	14.800	31.190	30.459	291.1	14	1'42.873	P	27.906	15.602	31.727	27.638	269.3	
2	<b>1'39.373</b>	24.876	14.400	29.900	30.197	289.5	15	1'45.885		30.145	14.894	30.557	30.289	287.2	
3	<b>1'39.071</b>	24.731	14.413	29.912	30.015	291.1	16	<b>1'38.190</b>	24.573	14.368	29.572	29.677	288.7		
4	<b>1'38.149</b>	24.498	14.328	29.421	29.902	290.3	17	<b>1'37.335</b>	24.228	14.219	29.246	29.642	288.7		
5	<b>1'37.371</b>	24.342	14.194	29.112	29.723	291.8	18	<b>1'37.344</b>	24.173	14.227	29.297	29.647	289.5		
6	1'43.518	P	27.302	15.483	32.333	28.400	264.7	19	<b>1'37.498</b>	24.098	14.223	29.111	30.066	289.5	
7	1'44.990		29.702	14.730	30.498	30.060	289.5	20	1'37.154		24.139	14.267	29.126	29.622	289.5
8	<b>1'38.252</b>	24.515	14.254	29.538	29.945	289.5		PIT		28.473	16.173	34.071	28.344	264.7	
9	<b>2'38.565</b>	1'20.871	16.105	30.777	30.812	283.4	<b>8th</b>	<b>31</b>	<b>Pedro ACOSTA</b> Red Bull GASGAS Te SPA						
10	<b>1'39.188</b>	24.923	14.434	29.805	30.026	292.6			Runs=6	Total laps=19	Full laps=11	Valid laps=11			
11	<b>1'37.548</b>	24.347	14.288	29.265	29.648	286.4	1	29'49.919	32.971	16.010	32.405	31.142	290.3		
12	<b>1'37.112</b>	24.156	14.165	29.307	29.484	291.1	2	<b>1'39.558</b>	25.064	14.457	29.875	30.162	294.2		
13	<b>1'37.537</b>	24.269	14.232	28.994	30.042	291.1	3	<b>1'38.838</b>	24.738	14.355	29.623	30.122	294.2		
14	1'37.037	24.280	14.235	28.977	29.545	293.4	4	<b>1'38.482</b>	24.669	14.310	29.509	29.994	293.4		
15	1'43.368	P	27.981	15.860	31.804	27.723	263.4	5	1'40.673	P	26.960	15.176	32.047	26.490	281.9
16	1'47.431	29.821	15.002	31.523	31.085	285.7	6	1'41.082	P	28.178	15.466	31.365	26.073	270.0	
	unfinished	24.904					7	1'45.277		29.559	14.862	30.558	30.298	291.1	
<b>6th</b>	<b>49</b>	<b>Fabio DI GIANNANT</b> Pertamina Enduro VR ITA						8	<b>1'39.400</b>	25.427	14.346	29.528	30.099	292.6	
		Runs=4	Total laps=18	Full laps=11	Valid laps=11		9	<b>1'38.557</b>	24.505	14.375	29.673	30.004	292.6		
1	45'40.322	31.025	16.784	31.915	30.655	279.0	10	<b>1'38.069</b>	24.409	14.288	29.484	29.888	291.8		
2	<b>1'39.012</b>	24.803	14.479	29.694	30.036	289.5	11	<b>1'45.596</b>	25.840	14.698	32.038	33.020	288.0		
3	<b>1'37.859</b>	24.439	14.196	29.232	29.992	294.2	12	1'33.781	P	24.529	14.317	29.365	25.570	293.4	
4	<b>1'37.455</b>	24.247	14.173	29.240	29.795	295.0	13	1'38.720	P	27.740	14.721	30.419	25.840	289.5	
5	<b>1'37.207</b>	24.288	14.221	29.058	29.640	291.8	14	1'45.941		28.908	14.740	31.383	30.910	288.0	
6	1'37.114	24.289	14.160	29.023	29.642	291.8	15	<b>1'38.027</b>	24.513	14.286	29.526	29.702	291.8		
7	1'37.532	P	24.739	14.582	30.133	28.078	287.2	16	<b>1'37.470</b>	24.402	14.214	29.199	29.655	291.8	
8	1'45.832	30.801	14.829	29.985	30.217	288.0	17	1'37.249	24.302	14.134	29.180	29.633	293.4		
9	<b>1'38.210</b>	24.565	14.331	29.352	29.962	291.1	18	<b>1'37.305</b>	24.314	14.198	29.137	29.656	291.8		
10	<b>1'37.324</b>	24.276	14.251	29.013	29.784	291.1	19	1'40.710	P	28.813	14.955	31.001	25.941	279.0	
11	1'38.537	P	26.420	14.722	30.063	27.332	288.7		PIT		29.736	15.462	33.118	27.145	279.7
12	1'46.089	30.616	14.823	30.272	30.378	285.7	<b>9th</b>	<b>88</b>	<b>Miguel OLIVEIRA</b> Trackhouse Racing POR						
13	<b>1'37.832</b>	24.443	14.336	29.230	29.823	289.5			Runs=4	Total laps=21	Full laps=14	Valid laps=14			
14	<b>1'37.583</b>	24.309	14.342	29.087	29.845	288.7	1	38'58.836	30.765	15.052	31.477	30.878	280.5		
15	1'39.627	P	25.938	15.052	31.011	27.626	279.7	2	<b>1'39.899</b>	25.147	14.768	29.969	30.015	292.6	
16	1'48.338	32.933	14.901	30.122	30.382	288.0	3	<b>1'38.022</b>	24.582	14.285	29.372	29.783	291.1		
17	<b>1'38.131</b>	24.465	14.367	29.390	29.909	287.2	4	<b>1'43.239</b>	27.010	15.339	30.562	30.328	278.3		
18	<b>1'37.715</b>	24.388	14.344	29.202	29.781	288.7	5	<b>1'37.874</b>	24.387	14.242	29.438	29.807	291.1		
	PIT	27.643	15.189	31.181	27.661	276.9	6	1'37.249	24.414	14.193	29.148	29.494	291.8		
<b>7th</b>	<b>21</b>	<b>Franco MORBIDELL</b> Prima Pramac Racing ITA						7	1'39.606	P	26.141	15.056	31.582	26.827	282.7
		Runs=3	Total laps=20	Full laps=15	Valid laps=15		8	1'47.372		30.156	14.900	31.507	30.809	284.9	
1	58'35.208	32.116	15.445	31.684	34.218	283.4	9	<b>1'40.551</b>	24.975	14.396	30.403	30.777	288.0		
2	<b>1'40.607</b>	25.415	14.691	30.125	30.376	289.5	10	<b>1'39.018</b>	24.794	14.519	29.796	29.909	290.3		
3	<b>1'39.321</b>	24.800	14.452	29.828	30.241	289.5	11	<b>1'37.794</b>	24.371	14.292	29.368	29.763	289.5		
4	<b>1'38.425</b>	24.510	14.362	29.597	29.956	289.5	12	1'41.428	P	27.918	15.106	30.843	27.561	284.2	
5	<b>1'38.027</b>	24.470	14.302	29.498	29.757	290.3	13	1'49.628		33.600	14.785	30.617	30.626	285.7	
6	<b>1'43.523</b>	25.860	15.662	31.104	30.897	278.3	14	<b>1'45.445</b>	24.890	14.437	30.359	35.759	288.7		
7	<b>1'38.304</b>	24.331	14.307	29.250	30.416	289.5	15	<b>1'39.406</b>	25.228	14.520	29.662	29.996	291.1		
8	1'46.714	P	32.398	16.495	30.949	26.872	281.9	16	<b>1'37.726</b>	24.495	14.279	29.306	29.646	291.8	
9	1'48.225		32.166	14.955	30.624	30.480	284.9	17	1'38.303	P	25.840	14.803	30.348	27.312	289.5
								18	1'56.730		30.985	19.250	34.966	31.529	114.0

**Fastest Lap:** Francesco BAGNAIA Ducati Lenovo Team ITA **1'36.589** 24.145 14.076 28.929 29.439

These data/results cannot be reproduced, stored and/or transmitted in whole or in part by any manner of electronic, mechanical, photocopying, recording, broadcasting or otherwise now known or herein after developed without the previous express consent by the copyright owner, except for reproduction in daily press and regular printed publications on sale to the public within 60 days of the event related to those data/results and always provided that copyright symbol appears together as follows below.  
© DORNA, 2024



# Free Practice

# MotoGP

Lap	Lap Time	T1	T2	T3	T4	Speed	Lap	Lap Time	T1	T2	T3	T4	Speed
19	<b>1'39.553</b>	25.235	14.574	29.682	30.062	289.5	4	<b>1'38.119</b>	24.516	14.303	29.408	29.892	291.1
20	<b>1'38.055</b>	24.502	14.364	29.390	29.799	288.7	5	<b>1'40.758</b> P	26.532	15.387	31.171	<b>27.668</b>	<b>278.3</b>
21	<b>1'37.817</b>	24.423	14.399	29.274	29.721	291.1	6	<b>1'47.106</b>	31.165	14.881	30.409	30.651	288.7
	PIT	27.233	15.589	30.706	25.933	<b>236.8</b>	7	<b>1'39.111</b>	24.782	14.419	29.716	30.194	288.7

**10th 73 Alex MARQUEZ** Gresini Racing MotoG SPA  
 Runs=3 Total laps=16 Full laps=11 Valid laps=11

1	28'27.045	32.778	15.689	31.922	31.092	283.4
2	<b>1'39.335</b>	25.065	14.449	29.742	30.079	290.3
3	<b>1'38.104</b>	24.537	14.211	29.476	29.880	<b>292.6</b>
4	<b>1'37.436</b>	24.395	<b>14.167</b>	29.223	<b>29.651</b>	290.3
5	<b>1'37.473</b>	24.337	14.257	29.149	29.730	290.3
6	<b>1'39.128</b> P	26.378	14.836	31.017	<b>26.897</b>	<b>284.9</b>
7	<b>1'48.111</b>	31.466	15.079	30.842	30.724	286.4
8	<b>1'38.166</b>	24.557	14.369	29.380	29.860	289.5
9	<b>1'38.514</b>	24.321	14.269	29.442	30.482	292.6
10	<b>1'37.291</b>	24.390	14.263	<b>28.984</b>	29.654	290.3
11	<b>1'36.093</b> P	25.569	14.531	29.966	<b>26.027</b>	<b>288.7</b>
12	<b>1'45.824</b>	29.601	14.829	30.700	30.694	284.2
13	<b>1'38.450</b>	24.597	14.426	29.477	29.950	287.2
14	<b>1'37.733</b>	24.328	14.362	29.213	29.830	287.2
15	<b>1'37.672</b>	24.280	14.307	29.148	29.937	288.7
16	<b>1'37.692</b>	<b>24.256</b>	14.329	29.286	29.821	287.2
	PIT	25.877	15.363	30.169	26.267	<b>249.4</b>

**11th 20 Fabio QUARTARAR** Monster Energy Yama FRA  
 Runs=4 Total laps=22 Full laps=15 Valid laps=15

1	28'02.279	30.387	15.591	32.263	31.876	288.0
2	<b>1'40.626</b>	25.319	14.692	30.272	30.343	291.1
3	<b>1'38.781</b>	24.663	14.466	29.588	30.064	292.6
4	<b>1'38.564</b>	24.564	14.431	29.492	30.077	293.4
5	<b>1'38.557</b>	24.593	14.398	29.536	30.030	291.8
6	<b>1'38.170</b>	24.446	14.427	29.355	29.942	291.1
7	<b>1'38.321</b> P	24.718	15.495	31.765	<b>26.343</b>	<b>270.6</b>
8	<b>1'46.858</b>	30.279	15.118	30.854	30.607	289.5
9	<b>1'38.283</b>	24.627	14.433	29.391	29.832	291.1
10	<b>1'37.871</b>	24.396	14.301	29.315	29.859	291.8
11	<b>1'37.846</b>	24.459	14.347	29.246	29.794	291.1
12	<b>1'43.636</b>	24.329	14.332	34.098	30.877	291.1
13	<b>1'35.395</b> P	24.511	14.261	29.629	<b>26.994</b>	<b>295.0</b>
14	<b>1'46.812</b>	30.389	15.183	30.803	30.437	288.0
15	<b>1'38.378</b>	24.585	14.390	29.467	29.936	290.3
16	<b>1'37.672</b>	24.388	14.277	29.280	29.727	292.6
17	<b>1'37.581</b>	24.375	14.263	29.247	29.696	291.1
18	<b>1'37.438</b>	24.325	14.262	<b>29.191</b>	<b>29.660</b>	291.1
19	<b>1'34.512</b> P	<b>24.297</b>	<b>14.208</b>	29.861	26.146	291.8
20	<b>1'49.214</b>	29.619	15.604	33.628	30.363	196.3
21	<b>1'38.513</b>	24.601	14.352	29.610	29.950	291.8
22	<b>1'37.961</b>	24.458	14.356	29.317	29.830	288.7
	unfinished	24.402	14.300			291.1

**12th 25 Raul FERNANDEZ** Trackhouse Racing SPA  
 Runs=4 Total laps=21 Full laps=14 Valid laps=14

1	44'45.585	32.845	15.303	31.787	32.512	287.2
2	<b>1'39.154</b>	25.019	14.433	29.732	29.970	289.5
3	<b>1'38.264</b>	24.557	14.321	29.488	29.898	<b>292.6</b>

**13th 42 Alex RINS** Monster Energy Yama SPA  
 Runs=4 Total laps=23 Full laps=16 Valid laps=16

1	32'29.820	30.823	15.430	31.226	31.079	288.0
2	<b>1'39.439</b>	24.901	14.458	29.786	30.294	291.8
3	<b>1'38.700</b>	24.714	14.403	29.481	30.102	<b>292.6</b>
4	<b>1'38.365</b>	24.582	14.382	29.465	29.936	291.8
5	<b>1'39.609</b> P	26.628	15.684	30.668	<b>26.629</b>	<b>286.4</b>
6	<b>1'48.586</b>	30.930	15.414	31.269	30.973	288.7
7	<b>1'39.570</b>	25.134	14.516	29.701	30.219	291.8
8	<b>1'38.223</b>	24.591	14.310	29.479	29.843	292.6
9	<b>1'37.683</b>	24.387	<b>14.235</b>	29.239	29.822	291.8
10	<b>1'38.070</b>	24.428	14.241	29.454	29.947	291.8
11	<b>1'42.054</b> P	27.169	16.027	31.743	<b>27.115</b>	<b>269.3</b>
12	<b>1'47.253</b>	30.308	15.096	31.157	30.692	288.0
13	<b>1'39.125</b>	24.981	14.454	29.639	30.051	290.3
14	<b>1'37.817</b>	24.535	14.246	29.230	29.806	290.3
15	<b>1'37.559</b>	<b>24.358</b>	14.252	<b>29.147</b>	29.802	289.5
16	<b>1'37.761</b>	24.387	14.297	29.313	<b>29.764</b>	289.5
17	<b>1'37.860</b>	24.456	14.305	29.245	29.854	290.3
18	<b>1'45.957</b> P	29.033	16.448	32.693	<b>27.783</b>	<b>243.2</b>
19	<b>1'46.913</b>	29.924	15.029	30.630	31.330	286.4
20	<b>1'38.198</b>	24.571	14.407	29.378	29.842	288.0
21	<b>1'38.182</b>	24.388	14.382	29.284	30.128	288.7
22	<b>1'37.786</b>	24.363	14.343	29.215	29.865	289.5
23	<b>1'38.180</b>	24.525	14.384	29.355	29.916	289.5
	PIT	29.070	16.581	31.938	27.480	<b>257.7</b>

**14th 23 Enea BASTIANINI** Ducati Lenovo Team ITA  
 Runs=4 Total laps=20 Full laps=13 Valid laps=13

1	39'48.570	31.190	15.379	31.116	30.698	287.2
2	<b>1'39.167</b>	24.978	14.497	29.855	29.837	291.1
3	<b>1'38.231</b>	24.499	14.341	29.581	29.810	291.1
4	<b>1'37.910</b>	24.563	14.289	29.429	29.629	<b>292.6</b>
5	<b>1'37.896</b>	24.460	14.369	29.452	29.615	291.1
6	<b>1'37.881</b> P	26.223	14.591	31.484	<b>25.583</b>	<b>290.3</b>
7	<b>1'44.706</b>	29.659	14.849	30.132	30.066	288.0

**Fastest Lap:** Francesco BAGNAIA Ducati Lenovo Team ITA **1'36.589** 24.145 14.076 28.929 29.439

These data/results cannot be reproduced, stored and/or transmitted in whole or in part by any manner of electronic, mechanical, photocopying, recording, broadcasting or otherwise now known or herein after developed without the previous express consent by the copyright owner, except for reproduction in daily press and regular printed publications on sale to the public within 60 days of the event related to those data/results and always provided that copyright symbol appears together as follows below.  
 © DORNA, 2024

# Free Practice

# MotoGP

Lap	Lap Time	T1	T2	T3	T4	Speed	Lap	Lap Time	T1	T2	T3	T4	Speed
8	<b>1'38.250</b>	24.616	14.357	29.542	29.735	289.5	12	1'46.835	29.752	14.965	31.348	30.770	286.4
9	<b>1'37.961</b>	24.619	14.291	29.385	29.666	291.8	13	<b>1'39.033</b>	24.834	14.480	29.668	30.051	289.5
10	<b>1'40.843</b>	26.176	14.707	30.048	29.912	290.3	14	<b>1'38.270</b>	24.561	14.355	29.413	29.941	288.7
11	<b>1'37.848</b>	24.432	14.298	29.424	29.694	291.1	15	<b>1'38.044</b>	24.374	14.358	29.444	29.868	291.1
12	<b>1'37.671</b>	24.407	14.337	29.352	29.575	292.6	16	<b>1'37.951</b>	24.400	14.304	29.425	29.822	291.1
13	1'41.301 P	26.969	14.611	32.057	27.664	288.7	17	1'37.905 P	26.473	14.558	30.207	26.667	288.0
14	1'46.065	30.744	14.847	30.266	30.208	288.7	18	1'52.040	31.765	17.387	32.615	30.273	192.5
15	<b>1'38.395</b>	24.634	14.380	29.538	29.843	289.5	19	<b>1'38.969</b>	24.656	14.259	29.908	30.146	291.8
16	<b>1'40.721</b>	26.607	14.619	29.740	29.755	285.7	20	<b>1'37.875</b>	24.446	14.250	29.304	29.875	291.8
17	<b>1'37.958</b>	24.561	14.352	29.411	29.634	290.3	21	<b>1'40.617</b>	24.243	14.184	31.812	30.378	292.6
18	<b>1'40.546</b>	24.634	15.207	30.824	29.881	288.0	22	<b>1'37.925</b>	24.313	14.339	29.240	30.033	289.5
19	1'33.949 P	24.549	14.414	29.439	25.547	290.3		PIT	25.809	14.614	29.823	26.628	287.2
20	1'45.141	30.121	14.800	30.371	29.849	284.9							
	unfinished	24.458	14.267			290.3							

**18th 37** **Augusto FERNAND** Red Bull GASGAS Te SPA  
 Runs=4 Total laps=20 Full laps=13 Valid laps=13

**15th 43** **Jack MILLER** Red Bull KTM Factory AUS  
 Runs=3 Total laps=10 Full laps=6 Valid laps=6

1	30'15.944	30.719	15.231	30.901	31.259	289.5
2	<b>1'39.520</b>	25.052	14.497	29.776	30.195	292.6
3	<b>1'38.417</b>	24.562	14.392	29.390	30.073	290.3
4	<b>1'38.149</b>	24.596	14.370	29.249	29.934	291.8
5	1'39.179 P	25.926	15.270	30.187	27.796	286.4
6	1'48.969	30.312	15.048	32.591	31.018	285.7
7	<b>1'38.363</b>	24.613	14.404	29.353	29.993	291.1
8	<b>1'38.215</b>	24.394	14.482	29.249	30.090	287.2
9	<b>1'37.839</b>	24.289	14.400	29.213	29.937	289.5
10	1'41.273 P	26.254	16.435	31.582	27.002	222.2
	unfinished	29.792	14.933			288.7

1	45'50.870	31.978	15.576	32.746	30.987	279.7
2	<b>1'39.258</b>	25.095	14.431	29.674	30.058	289.5
3	<b>1'38.302</b>	24.678	14.357	29.338	29.929	288.0
4	<b>1'38.145</b>	24.537	14.325	29.249	30.034	288.0
5	1'43.185 P	27.968	16.140	31.787	27.290	270.0
6	1'53.291	32.113	15.295	31.150	34.733	270.6
7	<b>1'39.254</b>	24.908	14.501	29.591	30.254	287.2
8	<b>1'38.606</b>	24.619	14.342	29.489	30.156	289.5
9	<b>1'39.321</b>	24.715	14.499	29.693	30.414	285.7
10	1'39.419 P	24.824	15.600	31.948	27.047	255.9
11	1'53.746	31.535	15.115	32.102	34.994	282.7
12	<b>1'39.473</b>	25.032	14.545	29.705	30.191	286.4
13	<b>1'38.416</b>	24.513	14.415	29.456	30.032	286.4
14	<b>1'38.669</b>	24.624	14.469	29.489	30.087	286.4
15	1'43.133 P	28.809	15.619	31.713	26.992	273.4
16	1'50.733	31.674	17.431	31.362	30.266	189.1
17	<b>1'38.452</b>	24.625	14.367	29.551	29.909	287.2
18	<b>1'37.904</b>	24.438	14.385	29.372	29.709	285.7
19	<b>1'41.829</b>	24.454	14.517	32.693	30.165	266.0
20	<b>1'38.017</b>	24.538	14.283	29.393	29.803	288.0
	PIT	25.543	14.637	30.118	26.979	284.2

**16th 89** **Jorge MARTIN** Prima Pramac Racing SPA  
 Runs=2 Total laps=10 Full laps=7 Valid laps=7

1	1:06'21.369	31.331	15.403	31.194	30.994	287.2
2	<b>1'40.237</b>	25.109	14.430	30.075	30.623	292.6
3	<b>1'38.936</b>	24.688	14.352	29.676	30.220	293.4
4	<b>1'38.471</b>	24.661	14.298	29.543	29.969	291.1
5	1'36.987 P	24.452	14.294	30.023	28.218	291.1
6	1'48.730	32.423	15.010	30.489	30.808	286.4
7	<b>1'38.189</b>	24.571	14.310	29.451	29.857	292.6
8	<b>1'37.840</b>	24.426	14.277	29.311	29.826	291.8
9	<b>1'41.236</b>	26.126	15.001	30.207	29.902	284.9
10	<b>1'37.969</b>	24.432	14.284	29.319	29.934	291.8
	PIT	26.801	14.745	31.624	29.096	279.7

**19th 5** **Johann ZARCO** CASTROL Honda LC FRA  
 Runs=5 Total laps=22 Full laps=13 Valid laps=13

1	4'47.048	29.178	18.699	32.320	31.490	275.5
2	<b>1'41.492</b>	25.587	14.931	30.321	30.653	286.4
3	<b>1'39.886</b>	24.992	14.608	29.940	30.346	289.5
4	1'38.446 P	24.902	14.556	31.754	27.234	289.5
5	1'45.306	28.158	15.155	30.784	31.209	285.7
6	<b>1'39.900</b>	25.060	14.549	29.998	30.293	288.7
7	<b>1'39.261</b>	24.889	14.435	29.746	30.191	291.1
8	1'35.985 P	24.811	14.533	29.753	26.888	289.5
9	1'45.812	28.206	14.893	31.332	31.381	288.0
10	<b>1'39.551</b>	25.005	14.542	29.871	30.133	288.7
11	<b>1'38.941</b>	24.768	14.425	29.544	30.204	291.8
12	1'42.220 P	25.089	14.722	32.905	29.504	294.2
13	2'04.444	48.015	14.960	30.590	30.879	290.3
14	<b>1'38.795</b>	24.637	14.404	29.702	30.052	291.8
15	<b>1'38.534</b>	24.580	14.349	29.663	29.942	291.8
16	<b>1'38.003</b>	24.509	14.202	29.445	29.847	289.5
17	1'41.808 P	28.852	14.634	31.121	27.201	291.8

**17th 72** **Marco BEZZECCHI** Pertamina Enduro VR ITA  
 Runs=5 Total laps=22 Full laps=13 Valid laps=13

1	31'48.688	32.479	15.917	33.546	32.568	276.2
2	<b>1'42.590</b>	26.182	14.866	30.826	30.716	287.2
3	1'36.908 P	25.227	14.751	30.089	26.841	288.7
4	1'49.739	31.692	14.974	32.054	31.019	290.3
5	<b>1'39.903</b>	25.066	14.470	30.081	30.286	291.8
6	1'36.189 P	24.922	14.511	29.819	26.937	291.8
7	1'59.385	40.948	14.928	32.260	31.249	288.0
8	<b>1'40.223</b>	24.907	14.412	30.691	30.213	291.1
9	<b>1'38.973</b>	24.665	14.442	29.772	30.094	289.5
10	<b>1'38.244</b>	24.482	14.372	29.484	29.906	291.1
11	1'38.425 P	24.546	14.355	32.110	27.414	291.1

**Fastest Lap:** Francesco BAGNAIA Ducati Lenovo Team ITA **1'36.589** 24.145 14.076 28.929 29.439

These data/results cannot be reproduced, stored and/or transmitted in whole or in part by any manner of electronic, mechanical, photocopying, recording, broadcasting or otherwise now known or herein after developed without the previous express consent by the copyright owner, except for reproduction in daily press and regular printed publications on sale to the public within 60 days of the event related to those data/results and always provided that copyright symbol appears together as follows below.  
 © DORNA, 2024

# Free Practice

# MotoGP

Lap	Lap Time	T1	T2	T3	T4	Speed	Lap	Lap Time	T1	T2	T3	T4	Speed	
18	1'45.444	28.733	15.035	30.687	30.989	286.4	13	<b>1'40.411</b>	25.181	14.588	30.123	30.519	288.7	
19	<b>1'41.038</b>	25.564	14.447	30.678	30.349	285.7	14	<b>1'39.195</b>	24.842	14.512	29.719	30.122	288.7	
20	<b>1'38.841</b>	24.688	14.468	29.581	30.104	289.5	15	<b>1'38.533</b>	24.606	14.348	<b>29.530</b>	30.049	289.5	
21	<b>1'39.046</b>	24.756	14.397	29.756	30.137	290.3	16	1'39.381	P	25.666	14.929	31.218	<b>27.568</b>	<b>284.9</b>
22	<b>1'38.299</b>	24.514	14.374	<b>29.393</b>	30.018	288.7	17	1'58.807		31.857	16.656	38.214	32.080	213.4
	PIT	24.580	15.747	32.990	27.037	<b>284.9</b>	18	<b>1'41.655</b>	25.860	14.856	30.354	30.585	286.4	

**20th 44** **PoI ESPARGARO** Red Bull KTM Factory SPA  
 Runs=3 Total laps=14 Full laps=9 Valid laps=9

1	1:06'22.065	31.606	15.259	31.516	31.188	286.4	
2	<b>1'40.173</b>	25.258	14.565	29.948	30.402	<b>296.7</b>	
3	<b>1'39.047</b>	24.809	14.388	29.601	30.249	295.8	
4	<b>1'38.646</b>	24.644	14.359	29.578	30.065	295.8	
5	<b>1'38.352</b>	24.442	14.289	<b>29.459</b>	30.162	292.6	
6	1'42.559	P	28.703	15.469	31.987	26.400	282.7
7	1'46.448	29.013	15.487	31.236	30.712	289.5	
8	<b>1'39.900</b>	24.784	14.514	30.249	30.353	293.4	
9	<b>1'38.141</b>	24.522	<b>14.233</b>	29.459	<b>29.927</b>	295.0	
10	<b>1'38.103</b>	<b>24.428</b>	14.256	29.481	29.938	291.8	
11	1'39.907	P	27.466	15.441	31.018	<b>25.982</b>	<b>281.9</b>
12	1'46.868	29.675	15.149	31.078	30.966	288.7	
13	<b>1'40.627</b>	24.952	14.571	30.512	30.592	289.5	
14	<b>1'41.683</b>	24.604	14.958	31.652	30.469	226.4	
	PIT	24.711	14.460	31.734	26.423	<b>291.1</b>	

**21st 36** **Joan MIR** Repsol Honda Team SPA  
 Runs=3 Total laps=13 Full laps=8 Valid laps=8

1	53'48.285	31.119	14.953	31.165	31.046	284.9	
2	<b>1'40.240</b>	25.274	14.584	30.077	30.305	<b>288.7</b>	
3	<b>1'38.896</b>	24.681	14.436	29.660	30.119	286.4	
4	<b>1'38.351</b>	<b>24.503</b>	<b>14.383</b>	<b>29.415</b>	<b>30.050</b>	288.0	
5	1'44.547	P	27.541	15.995	32.506	<b>28.505</b>	<b>262.1</b>
6	1'46.478	30.304	14.951	30.597	30.626	283.4	
7	<b>1'39.429</b>	24.873	14.511	29.734	30.311	287.2	
8	<b>1'38.838</b>	24.702	14.402	29.633	30.101	288.0	
9	1'44.120	P	26.641	16.087	32.131	<b>29.261</b>	<b>260.2</b>
10	1'46.170	30.178	14.895	30.558	30.539	284.9	
11	<b>1'39.437</b>	24.956	14.495	29.700	30.286	286.4	
12	<b>1'38.852</b>	24.675	14.425	29.576	30.176	286.4	
13	<b>1'38.517</b>	24.579	14.414	29.474	30.050	286.4	
	PIT	28.685	15.315	31.719	28.840	<b>273.4</b>	

**22nd 30** **Takaaki NAKAGAMI** IDEMITSU Honda LC JPN  
 Runs=6 Total laps=25 Full laps=15 Valid laps=15

1	23'19.205	32.781	16.379	33.457	32.506	254.7	
2	<b>1'47.513</b>	26.172	14.928	34.929	31.484	288.0	
3	<b>1'41.226</b>	25.677	14.658	30.319	30.572	290.3	
4	<b>1'39.126</b>	24.705	14.337	29.731	30.353	<b>291.8</b>	
5	1'39.063	P	25.281	14.517	31.058	<b>28.207</b>	<b>291.1</b>
6	1'51.291	32.147	15.535	32.045	31.564	284.2	
7	<b>1'41.208</b>	25.590	14.669	30.432	30.517	291.1	
8	<b>1'41.933</b>	24.867	14.414	29.657	32.995	291.8	
9	<b>1'41.668</b>	26.388	14.651	30.312	30.317	289.5	
10	<b>1'38.786</b>	24.758	14.466	29.598	<b>29.964</b>	290.3	
11	1'41.253	P	26.988	15.469	31.232	<b>27.564</b>	<b>287.2</b>
12	1'55.781	37.383	15.342	31.869	31.187	284.9	

**23rd 10** **Luca MARINI** Repsol Honda Team ITA  
 Runs=5 Total laps=20 Full laps=11 Valid laps=11

1	53'00.360	33.247	15.599	32.968	31.686	279.0	
2	<b>1'41.717</b>	25.614	14.757	30.450	30.896	286.4	
3	<b>1'39.666</b>	24.982	14.546	29.891	30.247	288.7	
4	<b>1'39.265</b>	24.814	14.559	29.608	30.284	288.7	
5	1'46.948	P	31.540	15.371	32.217	<b>27.820</b>	<b>282.7</b>
6	1'47.100	29.992	14.966	31.067	31.075	285.7	
7	<b>1'39.675</b>	25.044	14.529	29.891	30.211	<b>289.5</b>	
8	<b>1'38.842</b>	24.708	14.443	<b>29.594</b>	<b>30.097</b>	288.0	
9	<b>1'39.194</b>	<b>24.654</b>	<b>14.381</b>	29.602	30.557	288.0	
10	1'40.750	P	26.832	15.039	31.885	<b>26.994</b>	<b>281.2</b>
11	1'45.400	29.012	15.150	30.692	30.546	285.7	
12	<b>1'39.333</b>	24.782	14.544	29.814	30.193	288.0	
13	<b>1'42.743</b>	26.637	14.881	30.456	30.769	286.4	
14	<b>1'39.296</b>	24.797	14.530	29.733	30.236	285.7	
15	1'41.306	P	27.238	15.219	31.660	<b>27.189</b>	<b>276.9</b>
16	1'47.014	31.273	14.907	30.367	30.467	285.7	
17	<b>1'39.678</b>	24.902	14.589	29.902	30.285	288.7	
18	<b>1'38.967</b>	24.764	14.441	29.661	30.101	289.5	
19	1'42.043	P	27.306	15.247	31.952	<b>27.538</b>	<b>281.9</b>
20	1'45.725	29.247	14.875	30.942	30.661	288.0	
	unfinished	24.843					

**24th 32** **Lorenzo SAVADORI** Aprilia Racing ITA  
 Runs=3 Total laps=16 Full laps=11 Valid laps=11

1	34'04.692	32.673	15.427	32.188	31.566	282.7	
2	<b>1'43.889</b>	25.590	14.697	30.356	33.246	288.0	
3	<b>1'39.744</b>	25.066	14.450	29.743	30.485	<b>291.1</b>	
4	<b>1'39.419</b>	<b>24.890</b>	14.441	<b>29.648</b>	30.440	289.5	
5	<b>1'49.516</b>	29.280	15.509	31.007	33.720	283.4	
6	<b>1'39.541</b>	24.989	<b>14.423</b>	29.807	<b>30.322</b>	290.3	
7	1'43.416	P	26.239	15.208	33.999	<b>27.970</b>	<b>286.4</b>
8	1'54.342	35.050	15.628	32.022	31.642	280.5	
9	<b>1'44.004</b>	27.770	14.723	30.528	30.983	285.7	
10	<b>1'40.376</b>	24.975	14.531	29.947	30.923	286.4	
11	<b>1'40.417</b>	25.113	14.661	29.957	30.686	286.4	
12	<b>1'40.498</b>	25.055	14.633	30.036	30.774	285.7	
13	<b>1'40.418</b>	25.075	14.657	30.056	30.630	287.2	
14	1'42.886	P	27.680	15.289	32.605	<b>27.312</b>	<b>284.9</b>
15	1'51.537	32.707	15.455	31.952	31.423	283.4	

**Fastest Lap:** Francesco BAGNAIA Ducati Lenovo Team ITA **1'36.589** 24.145 14.076 28.929 29.439

These data/results cannot be reproduced, stored and/or transmitted in whole or in part by any manner of electronic, mechanical, photocopying, recording, broadcasting or otherwise now known or herein after developed without the previous express consent by the copyright owner, except for reproduction in daily press and regular printed publications on sale to the public within 60 days of the event related to those data/results and always provided that copyright symbol appears together as follows below.  
 © DORNA, 2024

# Free Practice

MotoGP

Lap	Lap Time	T1	T2	T3	T4	Speed	Lap	Lap Time	T1	T2	T3	T4	Speed
16	<b>1'41.212</b>	25.464	14.712	30.170	30.866	286.4							

<b>Fastest Lap:</b> Francesco BAGNAIA	Ducati Lenovo Team	ITA	<b>1'36.589</b>	24.145	14.076	28.929	29.439
---------------------------------------	--------------------	-----	-----------------	--------	--------	--------	--------

These data/results cannot be reproduced, stored and/or transmitted in whole or in part by any manner of electronic, mechanical, photocopying, recording, broadcasting or otherwise now known or herein after developed without the previous express consent by the copyright owner, except for reproduction in daily press and regular printed publications on sale to the public within 60 days of the event related to those data/results and always provided that copyright symbol appears together as follows below.  
© DORNA, 2024

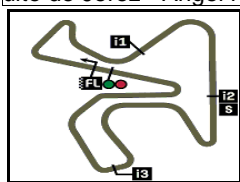
Official MotoGP Timing by **TISSOT**  
www.motogp.com



Jerez de la Frontera, Monday, April 29, 2024

Page 6 of 6





4423 m.

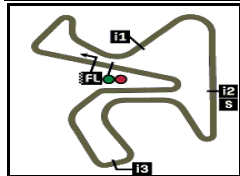
**Jerez MotoGP™ Official Test**  
**Free Practice**  
**Best Partial Times**

*IT* Ideal Lap Time, sum of the best partial times

*BT* Best Lap Time

T1		T2		T3		T4				IT		BT	
Pos	Rider	Time	Rider	Time	Rider	Time	Rider	Time	Pos	Rider	IT	BT	
1	F.MORBIDELLI	24.098	F.BAGNAIA	14.076	M.MARQUEZ	28.863	M.VIÑALES	29.370	1	F.BAGNAIA	1'36.586	1'36.589	(1)
2	M.MARQUEZ	24.114	M.VIÑALES	14.134	F.BAGNAIA	28.929	F.BAGNAIA	29.439	2	A.ESPARGAR	1'36.782	1'37.037	(5)
3	F.BAGNAIA	24.142	P.ACOSTA	14.134	A.ESPARGARO	28.977	B.BINDER	29.479	3	B.BINDER	1'36.824	1'36.824	(2)
4	B.BINDER	24.146	B.BINDER	14.148	A.MARQUEZ	28.984	A.ESPARGARO	29.484	4	M.MARQUEZ	1'36.826	1'36.826	(3)
5	A.ESPARGARO	24.156	F.DI GIANNANTO	14.160	F.DI GIANNANTO	29.013	M.OLIVEIRA	29.494	5	M.VIÑALES	1'36.844	1'36.855	(4)
6	M.VIÑALES	24.175	A.ESPARGARO	14.165	B.BINDER	29.051	E.BASTIANINI	29.575	6	F.MORBIDELLI	1'37.050	1'37.154	(7)
7	M.BEZZECCHI	24.243	A.MARQUEZ	14.167	F.MORBIDELLI	29.111	F.MORBIDELLI	29.622	7	A.MARQUEZ	1'37.058	1'37.291	(10)
8	F.DI GIANNANTO	24.247	M.BEZZECCHI	14.184	P.ACOSTA	29.137	P.ACOSTA	29.633	8	F.DI GIANNAN	1'37.060	1'37.114	(6)
9	A.MARQUEZ	24.256	M.OLIVEIRA	14.193	A.RINS	29.147	M.MARQUEZ	29.635	9	P.ACOSTA	1'37.206	1'37.249	(8)
10	J.MILLER	24.289	J.ZARCO	14.202	M.OLIVEIRA	29.148	F.DI GIANNANTO	29.640	9	M.OLIVEIRA	1'37.206	1'37.249	(9)
11	F.QUARTARARO	24.297	F.QUARTARARO	14.208	M.VIÑALES	29.165	A.MARQUEZ	29.651	11	F.QUARTARAR	1'37.356	1'37.438	(11)
12	P.ACOSTA	24.302	M.MARQUEZ	14.214	R.FERNANDEZ	29.178	F.QUARTARARO	29.660	12	M.BEZZECCHI	1'37.489	1'37.875	(17)
13	R.FERNANDEZ	24.306	F.MORBIDELLI	14.219	F.QUARTARARO	29.191	A.FERNANDEZ	29.709	13	A.RINS	1'37.504	1'37.559	(13)
14	A.RINS	24.358	P.ESPARGARO	14.233	J.MILLER	29.213	A.RINS	29.764	14	R.FERNANDEZ	1'37.542	1'37.542	(12)
15	M.OLIVEIRA	24.371	A.RINS	14.235	M.BEZZECCHI	29.240	R.FERNANDEZ	29.784	15	E.BASTIANINI	1'37.601	1'37.671	(14)
16	E.BASTIANINI	24.407	E.BASTIANINI	14.267	A.FERNANDEZ	29.249	M.BEZZECCHI	29.822	16	A.FERNANDEZ	1'37.679	1'37.904	(18)
17	J.MARTIN	24.426	R.FERNANDEZ	14.274	J.MARTIN	29.311	J.MARTIN	29.826	17	J.MILLER	1'37.806	1'37.839	(15)
18	P.ESPARGARO	24.428	J.MARTIN	14.277	E.BASTIANINI	29.352	J.ZARCO	29.847	18	J.MARTIN	1'37.840	1'37.840	(16)
19	A.FERNANDEZ	24.438	A.FERNANDEZ	14.283	J.ZARCO	29.393	P.ESPARGARO	29.927	19	J.ZARCO	1'37.951	1'38.003	(19)
20	J.MIR	24.503	T.NAKAGAMI	14.333	J.MIR	29.415	J.MILLER	29.934	20	P.ESPARGAR	1'38.047	1'38.103	(20)
21	J.ZARCO	24.509	J.MILLER	14.370	P.ESPARGARO	29.459	T.NAKAGAMI	29.964	21	J.MIR	1'38.351	1'38.351	(21)
22	T.NAKAGAMI	24.533	L.MARINI	14.381	T.NAKAGAMI	29.530	J.MIR	30.050	22	T.NAKAGAMI	1'38.360	1'38.533	(22)
23	L.MARINI	24.654	J.MIR	14.383	L.MARINI	29.594	L.MARINI	30.097	23	L.MARINI	1'38.726	1'38.842	(23)
24	L.SAVADORI	24.890	L.SAVADORI	14.423	L.SAVADORI	29.648	L.SAVADORI	30.322	24	L.SAVADORI	1'39.283	1'39.419	(24)

These data/results cannot be reproduced, stored and/or transmitted in whole or in part by any manner of electronic, mechanical, photocopying, recording, broadcasting or otherwise now known or herein after developed without the previous express consent by the copyright owner, except for reproduction in daily press and regular printed publications on sale to the public within 60 days of the event related to those data/results and always provided that copyright symbol appears together as follows below.  
 © DORNA, 2024




4423 m.

## Jerez MotoGP™ Official Test

### Free Practice

### Fastest Laps Sequence

<i>Practice Time</i>	 <i>Rider</i>	<i>Nation</i>	<i>Motorcycle</i>	<i>Time</i>	<i>Km/h</i>	<i>Rider's Lap</i>
6'15.828	12 <b>Maverick VIÑALES</b>	SPA	APRILIA	<b>1'40.345</b>	158.6	2
7'54.795	12 <b>Maverick VIÑALES</b>	SPA	APRILIA	<b>1'38.967</b>	160.8	3
9'33.195	12 <b>Maverick VIÑALES</b>	SPA	APRILIA	<b>1'38.400</b>	161.8	4
11'11.442	12 <b>Maverick VIÑALES</b>	SPA	APRILIA	<b>1'38.247</b>	162.0	5
25'02.958	12 <b>Maverick VIÑALES</b>	SPA	APRILIA	<b>1'38.057</b>	162.3	8
26'40.732	12 <b>Maverick VIÑALES</b>	SPA	APRILIA	<b>1'37.774</b>	162.8	9
28'18.196	12 <b>Maverick VIÑALES</b>	SPA	APRILIA	<b>1'37.464</b>	163.3	10
33'21.920	73 <b>Alex MARQUEZ</b>	SPA	DUCATI	<b>1'37.436</b>	163.4	4
44'48.147	93 <b>Marc MARQUEZ</b>	SPA	DUCATI	<b>1'36.826</b>	164.4	4
1:29'17.074	33 <b>Brad BINDER</b>	RSA	KTM	<b>1'36.824</b>	164.4	16
1:45'17.160	1 <b>Francesco BAGNAIA</b>	ITA	DUCATI	<b>1'36.589</b>	164.8	11

These data/results cannot be reproduced, stored and/or transmitted in whole or in part by any manner of electronic, mechanical, photocopying, recording, broadcasting or otherwise now known or herein after developed without the previous express consent by the copyright owner, except for reproduction in daily press and regular printed publications on sale to the public within 60 days of the event related to those data/results and always provided that copyright symbol appears together as follows below.

© DORNA, 2024