


4005 m.

Valencia MotoGP™ Official Test

Session 1

Classification

3

	Rider	Nation	Team	Motorcycle	Time	Lap Total	Gap	Top Speed
1	12 Maverick VIÑALES	SPA	Aprilia Racing	APRILIA	1'29.924	26 35		330.5
2	93 Marc MARQUEZ	SPA	Gresini Racing MotoGP	DUCATI	1'30.222	20 21	0.298 0.298	333.7
3	89 Jorge MARTIN	SPA	Prima Pramac Racing	DUCATI	1'30.325	11 11	0.401 0.103	333.7
4	37 Augusto FERNANDEZ	SPA	GASGAS Factory Racing Tech3	GASGAS	1'30.334	19 31	0.410 0.009	327.4
5	73 Alex MARQUEZ	SPA	Gresini Racing MotoGP	DUCATI	1'30.369	5 23	0.445 0.035	330.5
6	20 Fabio QUARTARARO	FRA	Monster Energy Yamaha MotoGP	YAMAHA	1'30.403	23 25	0.479 0.034	332.1
7	49 Fabio DI GIANNANTONIO	ITA	Mooney VR46 Racing Team	DUCATI	1'30.412	26 26	0.488 0.009	330.5
8	1 Francesco BAGNAIA	ITA	Ducati Lenovo Team	DUCATI	1'30.426	20 27	0.502 0.014	333.7
9	33 Brad BINDER	RSA	Red Bull KTM Factory Racing	KTM	1'30.564	5 13	0.640 0.138	333.7
10	23 Enea BASTIANINI	ITA	Ducati Lenovo Team	DUCATI	1'30.640	22 29	0.716 0.076	333.7
11	25 Raul FERNANDEZ	SPA	Aprilia Racing	APRILIA	1'30.656	18 19	0.732 0.016	330.5
12	36 Joan MIR	SPA	Repsol Honda Team	HONDA	1'30.690	27 31	0.766 0.034	330.5
13	72 Marco BEZZECCHI	ITA	Mooney VR46 Racing Team	DUCATI	1'30.846	22 29	0.922 0.156	333.7
14	5 Johann ZARCO	FRA	CASTROL Honda LCR	HONDA	1'30.952	34 34	1.028 0.106	330.5
15	43 Jack MILLER	AUS	Red Bull KTM Factory Racing	KTM	1'31.250	9 19	1.326 0.298	328.9
16	42 Alex RINS	SPA	Monster Energy Yamaha MotoGP	YAMAHA	1'31.325	22 23	1.401 0.075	328.9
17	31 Pedro ACOSTA	SPA	GASGAS Factory Racing Tech3	GASGAS	1'31.353	31 34	1.429 0.028	330.5
18	35 Cal CRUTCHLOW	GBR	Yamaha Factory	YAMAHA	1'31.466	30 31	1.542 0.113	327.4
19	10 Luca MARINI	ITA	Repsol Honda Team	HONDA	1'31.506	23 30	1.582 0.040	328.9
20	21 Franco MORBIDELLI	ITA	Prima Pramac Racing	DUCATI	1'31.535	22 23	1.611 0.029	330.5
21	30 Takaaki NAKAGAMI	JPN	IDEMITSU Honda LCR	HONDA	1'31.706	10 32	1.782 0.171	325.8
22	41 Aleix ESPARGARO	SPA	Aprilia Racing	APRILIA	1'32.312	8 15	2.388 0.606	328.9
No time set								
	32 Lorenzo SAVADORI	ITA	Aprilia Racing	APRILIA				

Practice condition: **Dry**Air: **17°**Humidity: **57%**Ground: **21°**

Fastest Lap:	Lap: 26	Maverick VIÑALES	1'29.924	160.3 Km/h
Best Race Lap:	2023	Brad BINDER	1'30.145	159.9 Km/h
All Time Lap Record:	2023	Maverick VIÑALES	1'28.931	162.1 Km/h

The results are provisional until the end of the limit for protest and appeals.

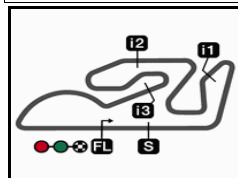
Time limit for protest expires 60' after publication of the results - Time:

These data/results cannot be reproduced, stored and/or transmitted in whole or in part by any manner of electronic, mechanical, photocopying, recording, broadcasting or otherwise now known or herein after developed without the previous express consent by the copyright owner, except for reproduction in daily press and regular printed publications on sale to the public within 60 days of the event related to those data/results and always provided that copyright symbol appears together as follows below.

© DORNA, 2024

Official MotoGP Timing by **TISSOT**
www.motogp.com

Cheste, Tuesday, November 28, 2023



4005 m.

Valencia MotoGP™ Official Test

Session 1

Top Speed & Average

4



Rider	Nation	Motorcycle	Top 5 speeds					Average	Top
1 Francesco BAGNAIA	ITA	DUCATI	333.7	332.1	332.1	332.1	332.1	332.3	333.7
23 Enea BASTIANINI	ITA	DUCATI	333.7	332.1	332.1	332.1	332.1	332.3	333.7
33 Brad BINDER	RSA	KTM	333.7	332.1	332.1	332.1	332.1	332.4	333.7
72 Marco BEZZECCHI	ITA	DUCATI	333.7	332.1	332.1	330.5	330.5	331.0	333.7
89 Jorge MARTIN	SPA	DUCATI	333.7	333.7	332.1	332.1	332.1	332.5	333.7
93 Marc MARQUEZ	SPA	DUCATI	333.7	333.7	333.7	333.7	333.7	333.7	333.7
20 Fabio QUARTARARO	FRA	YAMAHA	332.1	330.5	330.5	330.5	330.5	330.8	332.1
5 Johann ZARCO	FRA	HONDA	330.5	328.9	328.9	327.4	327.4	327.8	330.5
12 Maverick VIÑALES	SPA	APRILIA	330.5	328.9	328.9	328.9	328.9	329.1	330.5
21 Franco MORBIDELLI	ITA	DUCATI	330.5	330.5	330.5	330.5	330.5	330.5	330.5
25 Raul FERNANDEZ	SPA	APRILIA	330.5	328.9	328.9	327.4	327.4	328.4	330.5
31 Pedro ACOSTA	SPA	GASGAS	330.5	330.5	328.9	328.9	328.9	329.3	330.5
36 Joan MIR	SPA	HONDA	330.5	328.9	327.4	327.4	327.4	328.0	330.5
49 Fabio DI GIANNANTONIO	ITA	DUCATI	330.5	330.5	330.5	330.5	328.9	329.4	330.5
73 Alex MARQUEZ	SPA	DUCATI	330.5	328.9	328.9	328.9	328.9	329.1	330.5
10 Luca MARINI	ITA	HONDA	328.9	327.4	327.4	327.4	327.4	327.6	328.9
41 Aleix ESPARGARO	SPA	APRILIA	328.9	328.9	328.9	327.4	327.4	328.3	328.9
42 Alex RINS	SPA	YAMAHA	328.9	327.4	327.4	327.4	327.4	327.6	328.9
43 Jack MILLER	AUS	KTM	328.9	328.9	328.9	327.4	327.4	327.8	328.9
35 Cal CRUTCHLOW	GBR	YAMAHA	327.4	325.8	325.8	325.8	325.8	326.0	327.4
37 Augusto FERNANDEZ	SPA	GASGAS	327.4	327.4	325.8	325.8	325.8	326.1	327.4
30 Takaaki NAKAGAMI	JPN	HONDA	325.8	325.8	325.8	325.8	324.3	324.7	325.8

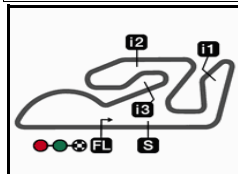
These data/results cannot be reproduced, stored and/or transmitted in whole or in part by any manner of electronic, mechanical, photocopying, recording, broadcasting or otherwise now known or herein after developed without the previous express consent by the copyright owner, except for reproduction in daily press and regular printed publications on sale to the public within 60 days of the event related to those data/results and always provided that copyright symbol appears together as follows below.

© DORNA, 2024

Official MotoGP Timing by TISSOT
www.motogp.com



Cheste, Tuesday, November 28, 2023



4005 m.

Valencia MotoGP™ Official Test**Session 1****Chronological Analysis of Performances****5**

* Lap / Sector time cancelled

T1 Time from finish line to 1st intermediate

T3 Time from 2nd intermed. to 3rd intermed.

P Crossing the finish line in pit lane

T2 Time from 1st intermed. to 2nd intermed.

T4 Time from 3rd intermediate to finish line

Lap	Lap Time	T1	T2	T3	T4	Speed	Lap	Lap Time	T1	T2	T3	T4	Speed	
1st	12	Maverick VIÑALES Aprilia Racing SPA Runs=7 Total laps=35 Full laps=21 Valid laps=21						7	1'30.683	20.277	24.506	21.685	24.215	333.7
1	56'55.165	22.366	26.051	22.426	24.417		8	1'39.715 P	21.393	25.480	22.466	30.376	333.7	
2	1'32.103	20.702	24.793	21.860	24.748	328.9	9	42'22.129	22.672	26.605	23.268	25.225		
3	1'31.256	20.498	24.687	21.736	24.335	328.9	10	1'34.670	21.458	25.793	22.250	25.169	330.5	
4	1'30.798	20.315	24.552	21.677	24.254	325.8	11	1'32.510	20.602	24.985	21.967	24.956	332.1	
5	1'39.896 P	23.326	25.876	22.544	28.150	328.9	12	1'31.603	20.561	24.832	21.785	24.425	332.1	
6	9'25.334	22.627	25.655	22.198	24.599		13	1'31.234	20.407	24.568	21.720	24.539	332.1	
7	1'31.868	20.811	24.840	21.868	24.349	324.3	14	1'33.311	20.473	24.711	22.956	25.171	332.1	
8	1'31.017	20.461	24.644	21.678	24.234	325.8	15	1'30.888	20.424	24.556	21.632	24.276	332.1	
9	1'30.719	20.287	24.459	21.736	24.237	327.4	16	1'30.847	20.317	24.564	21.636	24.330	333.7	
10	1'34.555 P	20.312	24.410	21.750	28.083	327.4	17	1'40.387 P	21.206	26.351	22.986	29.844	333.7	
11	14'01.762	21.346	25.265	22.088	24.496		18	27'30.758	23.558	27.462	22.758	24.819		
12	1'31.212	20.530	24.670	21.717	24.295	325.8	19	1'31.888	20.517	24.890	22.091	24.390	330.5	
13	1'30.862	20.405	24.529	21.625	24.303	324.3	20	1'30.222	20.181	24.360	21.610	24.071	332.1	
14	1'30.798	20.418	24.509	21.654	24.217	328.9	21	1'36.335 P	20.329	24.564	21.645	29.797	332.1	
15	1'34.761 P	20.358	24.544	22.198	27.661	327.4								
16	11'39.512	22.095	25.446	22.144	24.635		3rd	89	Jorge MARTIN Prima Pramac Racing SPA Runs=2 Total laps=11 Full laps=8 Valid laps=8					
17	1'32.145	20.471	24.958	22.013	24.703	325.8	1	1:12'35.873	21.086	25.856	22.161	24.633		
18	1'34.219	22.650	25.082	21.935	24.552	324.3	2	1'34.989	23.629	24.997	22.047	24.316	330.5	
19	1'36.621 P	20.581	24.661	21.885	29.494	324.3	3	1'31.663	20.691	24.691	22.032	24.249	332.1	
20	10'05.763	21.717	25.554	22.105	24.647		4	1'31.135	20.413	24.587	21.961	24.174	327.4	
21	1'32.395	20.636	25.048	22.022	24.689	322.8	5	1'30.859	20.339	24.550	21.817	24.153	333.7	
22	1'37.253	24.623	25.673	22.281	24.676	324.3	6	1'30.723	20.241	24.455	21.730	24.297	332.1	
23	1'39.678 P	21.795	26.392	22.491	29.000	325.8	7	1'38.928 P	22.726	27.059	21.908	27.235	332.1	
24	10'25.688	21.018	25.350	22.034	24.293		8	10'07.504	21.162	25.587	22.225	24.421		
25	1'30.142	20.240	24.449	21.462	23.991	328.9	9	1'31.361	20.519	24.775	21.882	24.185	332.1	
26	1'29.924	20.199	24.330	21.481	23.914	328.9	10	1'30.638	20.351	24.502	21.687	24.098	333.7	
27	1'35.134	24.166	24.908	21.768	24.292	330.5	11	1'30.325	20.178	24.367	21.731	24.049	332.1	
28	1'30.220	20.299	24.384	21.502	24.035	327.4		unfinished	20.330	24.395			332.1	
29	1'37.239 P	21.960	25.299	22.119	27.861	328.9								
30	24'58.064	22.910	25.368	22.081	24.375		4th	37	Augusto FERNAND GASGAS Factory Rac SPA Runs=5 Total laps=31 Full laps=22 Valid laps=22					
31	1'30.626	20.384	24.561	21.554	24.127	324.3	1	1:04'24.572	25.437	28.092	24.115	25.885		
32	1'30.320	20.205	24.341	21.575	24.199	327.4	2	1'34.409	21.393	25.522	22.511	24.983	321.3	
33	1'30.241	20.251	24.320	21.562	24.108	327.4	3	1'32.565	21.030	24.841	22.044	24.650	325.8	
34	1'30.753	20.344	24.466	21.683	24.260	327.4	4	1'31.137	20.477	24.543	21.756	24.361	325.8	
35	1'39.267 P	22.517	25.758	22.169	28.823	325.8	5	1'31.191	20.551	24.528	21.616	24.496	324.3	
							6	1'30.946	20.525	24.396	21.706	24.319	325.8	
							7	1'36.770 P	20.457	24.439	21.711	30.163	325.8	
							8	12'30.701	26.658	27.550	23.308	26.567		
							9	1'36.876	21.445	25.185	22.217	28.029	318.3	
							10	1'34.445	21.116	25.370	22.816	25.143	322.8	
							11	1'32.700	20.944	24.900	22.130	24.726	321.3	
							12	1'32.538	20.877	24.846	22.049	24.766	321.3	
							13	1'37.648 P	20.901	24.960	22.417	29.370	319.8	

2nd	93	Marc MARQUEZ Gresini Racing MotoGP SPA Runs=3 Total laps=21 Full laps=15 Valid laps=15					
1	1:16'05.390	24.637	28.097	24.189	25.899		
2	1'35.672	21.535	26.031	23.119	24.987	324.3	
3	1'37.475	23.778	25.818	22.427	25.452	330.5	
4	1'32.738	20.837	25.050	22.294	24.557	327.4	
5	1'33.029	21.090	25.002	22.385	24.552	330.5	
6	1'31.525	20.557	24.765	21.909	24.294	333.7	

Fastest Lap: Maverick VIÑALES Aprilia Racing SPA **1'29.924** 20.199 24.330 21.481 23.914

These data/results cannot be reproduced, stored and/or transmitted in whole or in part by any manner of electronic, mechanical, photocopying, recording, broadcasting or otherwise now known or herein after developed without the previous express consent by the copyright owner, except for reproduction in daily press and regular printed publications on sale to the public within 60 days of the event related to those data/results and always provided that copyright symbol appears together as follows below.
© DORNA, 2024



Session 1

MotoGP

Lap	Lap Time	T1	T2	T3	T4	Speed	Lap	Lap Time	T1	T2	T3	T4	Speed
14	21'04.147	26.028	26.586	23.861	26.910		9	1'31.363	20.666	24.586	21.759	24.352	328.9
15	1'31.803	20.913	24.840	21.842	24.208	327.4	10	1'31.255	20.612	24.532	21.766	24.345	332.1
16	1'31.594	20.769	24.550	21.638	24.637	325.8	11	1'31.080	20.543	24.500	21.701	24.336	328.9
17	1'30.563	20.526	24.395	21.492	24.150	325.8	12	1'31.258	20.562	24.596	21.771	24.329	327.4
18	1'30.495	20.450	24.399	21.492	24.154	324.3	13	1'39.572 P	22.707	25.983	22.705	28.177	321.3
19	1'30.334	20.442	24.324	21.455	24.113	324.3	14	54'06.492	22.586	27.102	22.850	25.230	
20	1'42.149 P	24.297	26.609	22.732	28.511	324.3	15	1'34.864	22.731	25.255	22.168	24.710	327.4
21	25'45.610	24.326	27.083	23.216	27.911		16	1'32.039	20.890	24.801	21.898	24.450	330.5
22	1'33.430	21.432	25.205	22.109	24.684	325.8	17	1'34.309	20.671	26.961	22.104	24.573	328.9
23	1'31.703	20.731	24.668	21.779	24.525	327.4	18	1'31.732	20.652	24.656	21.894	24.530	328.9
24	1'31.528	20.709	24.654	21.763	24.402	325.8	19	1'34.606 P	20.675	24.671	21.930	27.330	330.5
25	1'31.401	20.611	24.601	21.697	24.492	324.3	20	14'54.084	21.610	26.204	22.404	24.682	
26	1'31.420	20.646	24.610	21.679	24.485	324.3	21	1'31.607	20.754	24.777	21.744	24.332	327.4
27	1'31.398	20.645	24.515	21.731	24.507	324.3	22	1'30.465	20.461	24.335	21.530	24.139	325.8
28	1'34.101	20.670	24.625	23.511	25.295	325.8	23	1'30.403	20.401	24.338	21.535	24.129	327.4
29	1'37.326 P	21.008	24.850	22.413	29.055	324.3	24	1'30.462	20.479	24.287	21.502	24.194	328.9
30	17'20.428	25.452	26.499	23.075	25.347		25	1'38.943 P	21.279	26.351	23.090	28.223	327.4
31	1'32.853	21.055	25.101	22.112	24.585	324.3							
	unfinished	20.727	24.850	21.853		322.8							

5th	73	Alex MARQUEZ	Gresini Racing MotoGP SPA			
		Runs=4	Total laps=23	Full laps=15	Valid laps=15	
1	1:15'48.881	23.918	27.002	23.426	25.289	
2	1'33.206	21.047	25.323	22.222	24.614	324.3
3	1'31.900	20.786	24.816	21.990	24.308	327.4
4	1'31.110	20.598	24.633	21.632	24.247	327.4
5	1'30.369	20.405	24.301	21.566	24.097	327.4
6	1'38.530 P	21.506	25.601	22.332	29.091	328.9
7	11'34.900	25.037	26.985	23.000	25.394	
8	1'33.337	21.048	25.380	22.233	24.676	324.3
9	1'32.103	20.738	24.754	22.081	24.530	327.4
10	1'31.155	20.417	24.525	21.832	24.381	327.4
11	1'40.700 P	23.791	25.524	22.267	29.118	327.4
12	25'28.996	22.977	27.644	22.925	25.160	
13	1'32.845	21.153	25.057	22.083	24.552	324.3
14	1'31.259	20.575	24.665	21.720	24.299	327.4
15	1'31.085	20.445	24.491	21.734	24.415	328.9
16	1'31.057	20.543	24.577	21.628	24.309	328.9
17	1'39.167 P	21.417	25.305	22.815	29.630	328.9
18	29'47.502	23.646	26.880	25.204	25.200	
19	1'33.698	21.592	25.213	22.286	24.607	328.9
20	1'32.018	20.789	24.841	21.914	24.474	325.8
21	1'31.565	20.561	24.695	21.836	24.473	330.5
22	1'31.402	20.523	24.628	21.842	24.409	327.4
23	1'39.731 P	21.923	25.680	22.958	29.170	328.9

6th	20	Fabio QUARTARAR	Monster Energy Yama FRA			
		Runs=4	Total laps=25	Full laps=17	Valid laps=17	
1	1:07'51.056	22.980	27.204	23.357	25.534	
2	1'34.858	22.346	25.342	22.495	24.675	325.8
3	1'31.848	20.895	24.784	21.860	24.309	328.9
4	1'31.086	20.542	24.527	21.734	24.283	328.9
5	1'30.951	20.571	24.431	21.694	24.255	330.5
6	1'37.905 P	22.185	26.365	22.500	26.855	330.5
7	11'09.088	21.599	25.857	22.525	24.771	
8	1'32.168	20.953	24.839	21.895	24.481	330.5

7th **49** **Fabio DI GIANNANT** Mooney VR46 Racing ITA
Runs=5 Total laps=26 Full laps=17 Valid laps=17

1	1:06'43.458	24.100	26.765	23.233	25.012	
2	1'33.416	21.241	25.545	22.260	24.370	327.4
3	1'32.074	20.726	24.854	22.087	24.407	328.9
4	1'31.530	20.641	24.744	21.833	24.312	327.4
5	1'31.678	20.620	24.920	21.847	24.291	328.9
6	1'39.231 P	21.186	25.244	22.250	30.551	325.8
7	12'30.699	24.487	26.299	22.669	24.886	
8	1'33.066	21.049	25.094	22.160	24.763	325.8
9	1'32.516	20.896	24.939	22.136	24.545	325.8
10	1'32.274	20.626	25.037	22.097	24.514	327.4
11	1'32.310	20.752	24.957	22.016	24.585	328.9
12	1'42.711 P	23.313	25.860	23.039	30.499	328.9
13	28'41.244	23.037	26.304	22.658	24.957	
14	1'33.145	20.949	25.200	22.256	24.740	328.9
15	1'32.573	20.749	25.037	22.134	24.653	327.4
16	1'31.889	20.651	24.772	21.894	24.572	328.9
17	1'32.337	20.739	24.909	21.999	24.690	328.9
18	1'44.405 P	25.204	25.898	23.131	30.172	330.5
19	25'20.968	23.677	26.525	22.953	25.201	
20	1'33.503	21.106	25.284	22.314	24.799	327.4
21	1'32.805	20.914	25.102	22.127	24.662	328.9
22	1'32.738	21.031	25.111	22.041	24.555	330.5
23	1'45.140 P	23.444	26.623	23.043	32.030	328.9
24	15'01.654	22.926	25.801	22.263	24.583	
25	1'31.038	20.574	24.507	21.700	24.257	328.9
26	1'30.412	20.442	24.472	21.519	23.979	330.5
	unfinished	20.302	24.449	21.491		330.5

8th **1** **Francesco BAGNAI** Ducati Lenovo Team ITA
Runs=4 Total laps=27 Full laps=19 Valid laps=19

1	1:11'52.352	24.964	26.794	23.173	25.276	
2	1'36.892	24.072	25.572	22.392	24.856	328.9
3	1'35.302	23.058	25.308	22.184	24.752	330.5
4	1'32.284	20.801	24.862	22.041	24.580	328.9
5	1'35.518	22.973	25.591	22.152	24.802	330.5
6	1'31.505	20.880	24.623	21.659	24.343	327.4

Fastest Lap: Maverick VIÑALES Aprilia Racing SPA **1'29.924** 20.199 24.330 21.481 23.914

These data/results cannot be reproduced, stored and/or transmitted in whole or in part by any manner of electronic, mechanical, photocopying, recording, broadcasting or otherwise now known or herein after developed without the previous express consent by the copyright owner, except for reproduction in daily press and regular printed publications on sale to the public within 60 days of the event related to those data/results and always provided that copyright symbol appears together as follows below.
© DORNA, 2024



Session 1

MotoGP

Lap	Lap Time		T1	T2	T3	T4	Speed	Lap	Lap Time		T1	T2	T3	T4	Speed
7	1'42.034	P	23.991	26.116	24.060	27.867	330.5	17	1'35.929	P	20.540	24.609	22.008	28.772	330.5
8	12'34.727		23.022	26.401	22.747	24.797		18	16'38.804		22.807	25.686	22.195	24.612	
9	1'32.001		20.845	24.900	21.682	24.574	330.5	19	1'31.128		20.516	24.611	21.688	24.313	330.5
10	1'37.890		26.505	25.062	21.877	24.446	322.8	20	1'32.233		21.266	24.841	21.883	24.243	332.1
11	1'31.099		20.529	24.602	21.769	24.199	332.1	21	1'30.755		20.429	24.481	21.643	24.202	332.1
12	1'31.057		20.479	24.445	21.743	24.390	332.1	22	1'30.640		20.350	24.428	21.602	24.260	332.1
13	1'30.841		20.468	24.458	21.659	24.256	330.5	23	1'38.332	P	22.866	25.018	22.145	28.303	333.7
14	1'30.462		20.384	24.415	21.533	24.130	332.1	24	36'13.645		22.743	25.775	22.301	24.990	
15	1'37.523	P	20.997	26.001	22.538	27.987	332.1	25	1'34.859		22.870	25.032	22.398	24.559	327.4
16	39'24.742		22.639	26.234	22.301	24.518		26	1'31.265		20.481	24.635	21.825	24.324	332.1
17	1'31.419		20.598	24.673	21.838	24.310	325.8	27	1'30.905		20.470	24.488	21.714	24.233	328.9
18	1'34.282		20.517	27.179	22.027	24.559	325.8	28	1'30.961		20.385	24.483	21.769	24.324	327.4
19	1'30.707		20.511	24.457	21.538	24.201	325.8	29	1'34.953	P	20.419	24.516	21.779	28.239	332.1
20	1'30.426		20.431	24.396	21.472	24.127	330.5	11th 25 Raul FERNANDEZ Aprilia Racing SPA Runs=3 Total laps=19 Full laps=13 Valid laps=13							
21	1'33.243		21.838	25.258	21.897	24.250	332.1	1	1:16'07.019		22.172	26.374	22.963	25.152	
22	1'33.107		22.440	24.693	21.707	24.267	333.7	2	1'32.980		21.091	25.135	22.518	24.236	325.8
23	1'33.541	P	20.570	24.545	21.569	26.857	332.1	3	1'31.890		21.024	24.730	21.907	24.229	325.8
24	13'25.227		22.362	26.557	22.272	24.562		4	1'30.833		20.439	24.605	21.621	24.168	325.8
25	1'31.738		20.659	24.787	21.774	24.518	327.4	5	1'36.596	P	20.387	24.592	23.204	28.413	325.8
26	1'36.054		23.834	25.284	21.948	24.988	328.9	6	21'46.143		21.894	25.987	22.618	24.702	
27	1'38.464	P	22.593	25.571	22.419	27.881	256.5	7	1'32.601		20.953	25.116	22.146	24.386	322.8
9th 33 Brad BINDER Red Bull KTM Factory RSA Runs=3 Total laps=13 Full laps=8 Valid laps=8								8	1'31.940		20.554	24.644	21.819	24.923	328.9
1	1:18'07.035		24.084	27.149	23.594	25.295		9	1'30.980		20.332	24.533	21.817	24.298	324.3
2	1'39.363		21.230	25.384	23.487	29.262	328.9	10	1'30.894		20.289	24.554	21.684	24.367	327.4
3	1'35.886		22.870	25.415	22.745	24.856	332.1	11	1'33.711		22.843	24.733	21.711	24.424	325.8
4	1'31.532		20.605	24.899	21.802	24.226	332.1	12	1'36.555	P	20.890	25.197	22.361	28.107	325.8
5	1'30.564		20.283	24.459	21.710	24.112	330.5	13	27'15.383		21.737	25.629	22.428	27.445	
6	1'40.600	P	23.401	25.439	22.678	29.082	332.1	14	1'31.645		20.741	24.877	21.786	24.241	327.4
7	24'42.454		23.529	26.839	23.285	26.672		15	1'30.661		20.397	24.443	21.702	24.119	324.3
8	1'32.517		20.807	25.260	22.065	24.385	328.9	16	1'34.830		23.644	24.860	21.982	24.344	327.4
9	1'31.125		20.433	24.699	21.788	24.205	332.1	17	1'30.674		20.266	24.402	21.652	24.354	322.8
10	1'31.022		20.322	24.646	21.750	24.304	330.5	18	1'30.656		20.230	24.396	21.719	24.311	330.5
11	1'30.668		20.299	24.495	21.685	24.189	332.1	19	1'37.866	P	20.459	26.115	22.880	28.412	328.9
12	1'42.725	P	25.428	25.922	22.690	28.685	333.7	12th 36 Joan MIR Repsol Honda Team SPA Runs=6 Total laps=31 Full laps=20 Valid laps=20							
13	1:03'58.190		22.698	26.791	23.404	29.472		1	36'47.303		23.107	26.945	22.929	25.241	
10th 23 Enea BASTIANINI Ducati Lenovo Team ITA Runs=5 Total laps=29 Full laps=19 Valid laps=19								2	1'34.059		21.067	25.605	22.460	24.927	325.8
1	58'56.798		23.337	27.212	23.233	25.272		3	1'32.650		20.804	25.073	22.132	24.641	325.8
2	1'33.404		21.151	25.230	22.332	24.691	328.9	4	1'32.232		20.677	24.965	21.942	24.648	325.8
3	1'32.485		20.980	24.924	22.054	24.527	330.5	5	1'39.594	P	20.709	25.000	23.141	30.744	325.8
4	1'31.762		20.670	24.692	21.967	24.433	330.5	6	12'53.527		22.899	26.948	23.249	25.168	
5	1'31.608		20.575	24.667	21.896	24.470	332.1	7	1'33.168		20.943	25.281	22.186	24.758	325.8
6	1'38.059	P	20.614	25.251	22.706	29.488	330.5	8	1'32.071		20.568	25.047	22.020	24.436	324.3
7	15'51.687		23.369	26.560	22.897	24.957		9	1'32.429		20.556	24.929	22.156	24.788	325.8
8	1'33.261		21.006	25.229	22.319	24.707	328.9	10	1'31.853		20.635	24.869	21.873	24.476	327.4
9	1'32.028		20.645	24.830	22.006	24.547	332.1	11	1'38.579	P	20.693	24.833	21.967	31.086	327.4
10	1'32.363		20.689	24.698	22.351	24.625	332.1	12	24'49.506		23.716	25.854	22.416	24.668	
11	1'31.910		20.673	24.769	21.967	24.501	330.5	13	1'32.460		20.909	25.007	21.949	24.595	325.8
12	1'31.663		20.569	24.782	21.862	24.450	328.9	14	1'31.749		20.598	24.805	21.852	24.494	325.8
13	1'38.012	P	20.912	25.696	22.724	28.680	330.5	15	1'31.580		20.623	24.678	21.780	24.499	325.8
14	14'31.922		22.511	25.538	22.305	24.861		16	1'31.230		20.500	24.708	21.687	24.335	328.9
15	1'31.783		20.518	24.777	21.955	24.533	328.9	17	1'31.814		20.518	24.841	21.848	24.607	327.4
16	1'31.706		20.508	24.707	21.974	24.517	328.9	18	1'40.296	P	20.530	26.674	23.219	29.873	325.8

Fastest Lap: Maverick VIÑALES Aprilia Racing SPA **1'29.924** 20.199 24.330 21.481 23.914

These data/results cannot be reproduced, stored and/or transmitted in whole or in part by any manner of electronic, mechanical, photocopying, recording, broadcasting or otherwise now known or herein after developed without the previous express consent by the copyright owner, except for reproduction in daily press and regular printed publications on sale to the public within 60 days of the event related to those data/results and always provided that copyright symbol appears together as follows below.
© DORNA, 2024



Session 1

MotoGP

Lap	Lap Time	T1	T2	T3	T4	Speed	Lap	Lap Time	T1	T2	T3	T4	Speed
19	28'08.189	22.391	25.918	22.429	24.777		8	1'33.438	21.072	25.503	22.119	24.744	324.3
20	1'32.172	20.694	24.990	21.937	24.551	324.3	9	1'32.406	20.892	25.035	21.936	24.543	325.8
21	1'31.972	20.819	24.772	21.800	24.581	324.3	10	1'32.451	20.830	25.055	21.933	24.633	324.3
22	1'31.745	20.658	24.738	21.785	24.564	322.8	11	1'43.383 P	26.022	25.883	22.530	28.948	325.8
23	1'45.263 P	24.555	26.147	23.779	30.782	327.4	12	17'13.451	22.197	26.287	22.836	24.835	
24	16'34.555	21.981	25.732	22.046	24.638		13	1'32.462	20.984	24.966	21.977	24.535	327.4
25	1'31.569	20.652	24.864	21.689	24.364	325.8	14	1'32.189	20.785	24.875	21.861	24.668	327.4
26	1'30.742	20.477	24.461	21.565	24.239	327.4	15	1'32.422	20.891	24.879	22.018	24.634	327.4
27	1'30.690	20.397	24.479	21.639	24.175	327.4	16	1'31.732	20.676	24.798	21.822	24.436	325.8
28	1'40.197 P	20.410	27.499	23.436	28.852	330.5	17	1'43.205 P	21.167	25.334	26.496	30.208	325.8
29	23'51.884	22.143	25.685	22.348	24.701		18	32'03.389	22.516	26.110	22.814	25.156	
30	1'31.803	20.689	24.908	21.846	24.360	325.8	19	1'33.184	21.069	25.025	22.134	24.956	325.8
31	1'31.874	20.647	24.640	21.919	24.668	325.8	20	1'37.190	24.948	25.336	22.106	24.800	327.4
	unfinished	24.423				324.3	21	1'32.157	20.683	24.827	21.991	24.656	325.8

13th 72 Marco BEZZECCHI Mooney VR46 Racing ITA
Runs=5 Total laps=29 Full laps=19 Valid laps=19

1	1:00'37.782	27.036	28.536	24.557	25.523	
2	1'34.959	21.157	25.903	22.805	25.094	330.5
3	1'34.663	21.487	25.615	22.522	25.039	330.5
4	1'32.863	20.902	25.163	22.207	24.591	330.5
5	1'31.744	20.635	24.927	21.864	24.318	330.5
6	1'38.704 P	21.397	25.676	22.760	28.871	332.1
7	16'33.669	24.371	27.424	23.675	26.072	
8	1'35.236	21.452	25.892	22.695	25.197	327.4
9	1'33.060	20.991	25.274	22.164	24.631	328.9
10	1'32.768	21.047	24.969	22.135	24.617	330.5
11	1'52.015 P	29.136	28.480	23.977	30.422	318.3
12	12'40.270	23.972	26.724	23.143	25.160	
13	1'33.464	21.253	25.346	22.269	24.596	328.9
14	1'32.306	20.808	24.963	21.997	24.538	330.5
15	1'31.816	20.632	24.784	21.849	24.551	330.5
16	1'32.717	20.666	24.821	22.235	24.995	330.5
17	2'01.531 P	20.833	24.863	22.171	53.664	327.4
18	21'31.607	25.142	27.060	23.632	25.815	
19	1'32.721	20.979	25.118	22.039	24.585	330.5
20	1'38.704	23.614	26.564	23.051	25.475	330.5
21	1'31.399	20.742	24.689	21.739	24.229	325.8
22	1'30.846	20.401	24.545	21.630	24.270	333.7
23	1'39.295 P	20.461	25.814	22.914	30.106	332.1
24	24'21.435	24.280	26.880	22.740	25.071	
25	1'32.380	20.887	24.995	21.985	24.513	327.4
26	1'31.497	20.577	24.591	21.825	24.504	328.9
27	1'31.007	20.434	24.625	21.669	24.279	328.9
28	1'31.395	20.462	24.656	21.846	24.431	330.5
29	1'42.197 P	23.858	26.465	22.231	29.643	328.9

14th 5 Johann ZARCO CASTROL Honda LC FRA
Runs=6 Total laps=34 Full laps=23 Valid laps=23

1	41'04.103	22.998	27.873	24.194	26.174	
2	1'35.835	21.696	26.114	22.875	25.150	324.3
3	1'34.323	21.308	25.439	22.554	25.022	325.8
4	1'33.504	21.052	25.261	22.315	24.876	325.8
5	1'32.967	20.835	25.126	22.058	24.948	325.8
6	1'43.745 P	23.556	26.405	23.346	30.438	325.8
7	17'32.962	21.780	26.927	23.098	25.227	

15th 43 Jack MILLER Red Bull KTM Factory AUS
Runs=5 Total laps=19 Full laps=11 Valid laps=11

1	1:06'08.859	22.720	27.221	23.566	25.283	
2	1'34.089	21.082	25.667	22.414	24.926	327.4
3	1'33.397	21.255	25.330	22.186	24.626	327.4
4	1'31.971	20.749	24.938	21.864	24.420	327.4
5	1'41.094 P	21.471	26.369	22.754	30.500	327.4
6	20'10.706	22.090	26.146	22.572	28.427	
7	1'32.633	20.930	25.098	21.938	24.667	327.4
8	1'31.795	20.612	24.770	21.789	24.624	328.9
9	1'31.250	20.554	24.604	21.710	24.382	325.8
10	1'32.503	20.609	24.959	22.189	24.746	328.9
11	1'31.710	20.542	24.764	21.837	24.567	325.8
12	1'36.719 P	20.576	24.771	21.930	29.442	325.8
13	41'10.201 P	22.544	26.429	23.003	28.831	
14	19'30.824	24.213	26.487	22.742	25.583	
15	1'33.030	21.049	25.198	22.099	24.684	327.4
16	1'32.286	20.680	25.027	22.004	24.575	328.9
17	1'32.068	20.645	24.936	21.933	24.554	327.4
18	1'41.638 P	22.060	26.899	23.360	29.319	327.4
19	12'43.510	21.917	26.002	22.258	24.632	
	unfinished	20.507	24.762			327.4

16th 42 Alex RINS Monster Energy Yama SPA
Runs=5 Total laps=23 Full laps=14 Valid laps=14

1	42'30.097	24.929	28.161	23.928	26.121	
2	1'35.977	21.928	26.034	22.790	25.225	316.8

Fastest Lap: Maverick VIÑALES Aprilia Racing SPA **1'29.924** 20.199 24.330 21.481 23.914

These data/results cannot be reproduced, stored and/or transmitted in whole or in part by any manner of electronic, mechanical, photocopying, recording, broadcasting or otherwise now known or herein after developed without the previous express consent by the copyright owner, except for reproduction in daily press and regular printed publications on sale to the public within 60 days of the event related to those data/results and always provided that copyright symbol appears together as follows below.
© DORNA, 2024



Session 1

MotoGP

Lap	Lap Time	T1	T2	T3	T4	Speed	Lap	Lap Time	T1	T2	T3	T4	Speed
3	1'33.779	21.005	25.330	22.444	25.000	325.8	33	1'31.599	20.598	24.741	21.877	24.383	328.9
4	1'32.641	20.792	25.097	22.037	24.715	325.8	34	1'39.879 P	21.636	26.334	22.835	29.074	328.9
5	1'32.050	20.643	24.845	22.034	24.528	327.4	18th 35 Cal CRUTCHLOW Yamaha Factory GBR Runs=4 Total laps=31 Full laps=23 Valid laps=23						
6	1'38.143 P	20.657	24.803	23.063	29.620	327.4	1	1:00'27.994	25.099	28.649	25.242	26.741	
7	22'02.724	24.916	26.648	22.676	25.081		2	1'38.318	22.732	27.381	22.914	25.291	325.8
8	1'32.553	20.725	25.054	21.998	24.776	327.4	3	1'34.436	21.222	25.619	22.597	24.998	324.3
9	1'32.571	20.642	24.950	22.167	24.812	327.4	4	1'33.672	21.043	25.389	22.295	24.945	324.3
10	1'31.721	20.578	24.649	21.912	24.582	327.4	5	1'33.088	20.879	25.136	22.237	24.836	324.3
11	1'31.625	20.614	24.642	21.833	24.536	325.8	6	1'32.768	20.957	25.141	22.089	24.581	324.3
12	1'44.268 P	23.185	27.575	23.622	29.886	327.4	7	1'32.395	20.768	25.071	22.036	24.520	325.8
13	38'52.677 P	25.872	45.575	25.928	30.600		8	1'44.750 P	25.506	26.583	23.351	29.310	325.8
14	10'38.619	24.564	28.950	23.244	25.417		9	1'44.885	24.533	26.966	23.246	25.258	
15	1'33.779	21.180	25.460	22.199	24.940	327.4	10	1'33.822	21.102	25.704	22.331	24.685	324.3
16	1'32.394	20.878	24.822	21.938	24.756	325.8	11	1'32.280	20.841	24.968	21.894	24.577	324.3
17	1'31.674	20.561	24.731	21.780	24.602	325.8	12	1'32.109	20.706	24.943	21.872	24.588	322.8
18	1'31.928	20.595	24.649	21.916	24.768	327.4	13	1'32.279	20.728	24.916	21.919	24.716	324.3
19	1'43.465 P	23.411	26.494	22.904	30.656	327.4	14	1'34.414	20.770	26.054	22.591	24.999	324.3
20	18'17.752	21.879	26.763	22.491	24.710		15	1'32.113	20.769	24.876	21.806	24.662	325.8
21	1'31.846	20.847	24.835	21.785	24.379	325.8	16	1'49.472 P	27.562	27.710	24.156	30.044	324.3
22	1'31.325	20.495	24.682	21.756	24.392	325.8	17	25'32.758	25.125	26.663	25.122	25.612	
23	1'38.676 P	20.721	24.671	24.310	28.974	328.9	18	1'33.524	21.033	25.344	22.247	24.900	322.8
17th 31 Pedro ACOSTA GASGAS Factory Rac SPA Runs=4 Total laps=34 Full laps=26 Valid laps=26							19	1'32.606	20.802	24.899	21.958	24.947	322.8
1	50'34.733	23.801	28.856	24.137	26.070		20	1'32.264	20.841	24.869	21.972	24.582	319.8
2	1'36.861	22.037	26.373	23.016	25.435	295.1	21	1'32.285	20.770	24.924	21.959	24.632	325.8
3	1'35.014	21.351	25.904	22.697	25.062	318.3	22	1'48.281 P	26.743	26.334	24.446	30.758	325.8
4	1'34.076	21.071	25.840	22.360	24.805	325.8	23	30'31.738	24.436	28.546	22.623	25.039	
5	1'33.264	20.994	25.381	22.148	24.741	324.3	24	1'37.878	24.463	25.567	22.849	24.999	325.8
6	1'33.295	20.988	25.210	22.156	24.941	325.8	25	1'33.525	20.796	25.567	22.348	24.814	324.3
7	1'33.259	20.868	25.252	22.203	24.936	324.3	26	1'31.988	20.715	24.801	21.700	24.772	324.3
8	1'39.251 P	20.953	26.067	22.885	29.346	325.8	27	1'33.385	20.943	25.704	22.183	24.555	321.3
9	15'32.684	23.475	26.886	22.723	25.040		28	1'31.489	20.647	24.741	21.717	24.384	327.4
10	1'33.497	20.995	25.315	22.312	24.875	327.4	29	1'31.536	20.691	24.715	21.694	24.436	325.8
11	1'32.792	20.818	25.189	22.089	24.696	327.4	30	1'31.466	20.590	24.674	21.794	24.408	325.8
12	1'32.689	20.764	25.117	21.947	24.861	327.4	31	1'43.646 P	22.747	27.425	23.613	29.861	324.3
13	1'32.258	20.577	25.028	21.979	24.674	327.4	19th 10 Luca MARINI Repsol Honda Team ITA Runs=5 Total laps=30 Full laps=20 Valid laps=20						
14	1'34.493	21.855	25.231	22.134	25.273	328.9	1	23'08.986	23.430	28.046	24.669	26.098	
15	1'32.796	20.710	25.170	22.056	24.860	328.9	2	1'37.445	22.090	26.577	23.416	25.362	318.3
16	1'38.632 P	20.850	25.226	22.168	30.388	325.8	3	1'35.007	21.374	25.833	22.861	24.939	325.8
17	28'25.466	21.962	27.165	23.600	25.901		4	1'33.653	21.011	25.339	22.660	24.643	325.8
18	1'33.598	21.055	25.421	22.329	24.793	325.8	5	1'32.752	20.758	25.188	22.309	24.497	327.4
19	1'33.089	20.833	25.241	22.164	24.851	325.8	6	1'41.546 P	21.692	26.524	23.449	29.881	325.8
20	1'45.557	31.352	26.566	22.391	25.248	327.4	7	38'52.395	23.478	27.252	23.277	25.212	
21	1'33.076	20.839	25.220	22.232	24.785	327.4	8	1'34.111	21.247	25.640	22.512	24.712	325.8
22	1'33.785	21.177	25.407	22.250	24.951	325.8	9	1'33.810	21.123	25.350	22.503	24.834	325.8
23	1'33.420	20.858	25.237	22.328	24.997	327.4	10	1'32.813	20.768	25.119	22.259	24.667	324.3
24	1'34.930	21.281	25.490	23.117	25.042	327.4	11	1'32.198	20.641	24.883	22.081	24.593	325.8
25	1'33.352	20.804	25.399	22.201	24.948	328.9	12	1'44.005 P	23.878	27.110	23.978	29.039	325.8
26	1'41.789 P	24.096	26.151	22.770	28.772	327.4	13	32'00.702	22.725	26.815	22.809	25.035	
27	25'03.370	21.869	26.697	22.705	27.454		14	1'33.302	20.917	25.326	22.366	24.693	324.3
28	1'32.340	20.797	24.990	21.910	24.643	328.9	15	1'32.754	20.819	24.938	22.206	24.791	324.3
29	1'31.707	20.594	24.861	21.843	24.409	327.4	16	1'33.123	20.775	25.092	22.334	24.922	324.3
30	1'31.513	20.532	24.722	21.882	24.377	330.5	17	1'43.673 P	22.386	26.936	24.219	30.132	324.3
31	1'31.353	20.555	24.795	21.731	24.272	328.9							
32	1'36.425	24.270	25.503	21.908	24.744	330.5							

Fastest Lap: Maverick VIÑALES Aprilia Racing SPA 1'29.924 20.199 24.330 21.481 23.914

These data/results cannot be reproduced, stored and/or transmitted in whole or in part by any manner of electronic, mechanical, photocopying, recording, broadcasting or otherwise now known or herein after developed without the previous express consent by the copyright owner, except for reproduction in daily press and regular printed publications on sale to the public within 60 days of the event related to those data/results and always provided that copyright symbol appears together as follows below.
© DORNA, 2024



Session 1

MotoGP

Lap	Lap Time	T1	T2	T3	T4	Speed	Lap	Lap Time	T1	T2	T3	T4	Speed
18	15'53.372	23.789	26.688	22.738	24.699		15	1'32.289	20.821	24.930	21.989	24.549	324.3
19	1'32.567	20.719	25.112	22.178	24.558	325.8	16	1'31.770	20.473	24.835	22.035	24.427	322.8
20	1'32.359	20.958	24.911	22.022	24.468	325.8	17	1'43.641 P	23.521	27.223	23.568	29.329	324.3
21	1'31.704	20.554	24.836	21.908	24.406	325.8	18	27'35.094	23.895	27.763	23.960	25.910	
22	1'33.977	20.983	25.526	22.479	24.989	327.4	19	1'35.047	21.171	26.239	22.679	24.958	321.3
23	1'31.506	20.558	24.741	21.832	24.375	327.4	20	1'33.037	20.859	25.330	22.141	24.707	322.8
24	1'41.862 P	21.818	26.685	24.095	29.264	327.4	21	1'32.072	20.729	24.835	22.011	24.497	324.3
25	18'09.081	22.320	26.587	22.970	25.047		22	1'32.081	20.601	24.860	21.973	24.647	324.3
26	1'33.196	20.873	25.429	22.152	24.742	327.4	23	1'31.916	20.535	24.736	22.099	24.546	325.8
27	1'32.100	20.714	24.926	21.954	24.506	327.4	24	1'48.129 P	25.471	27.018	24.033	31.607	325.8
28	1'32.159	20.531	24.787	21.962	24.879	328.9	25	25'34.522	24.760	27.790	24.136	25.767	
29	1'31.858	20.558	24.834	21.931	24.535	325.8	26	1'35.582	21.591	25.847	22.927	25.217	325.8
30	1'45.397 P	22.210	28.925	24.482	29.780	324.3	27	1'33.140	20.892	25.174	22.351	24.723	324.3
							28	1'32.276	20.756	24.913	22.017	24.590	324.3
							29	1'31.878	20.564	24.817	22.032	24.465	322.8
							30	1'44.368 P	22.413	27.259	24.080	30.616	325.8
							31	14'24.566	29.300	27.196	23.255	25.259	
							32	1'33.293	20.856	25.279	22.314	24.844	324.3

20th 21 **Franco MORBIDEL** Prima Pramac Racing ITA
Runs=3 Total laps=23 Full laps=17 Valid laps=17

1	35'02.540	24.773	28.351	24.378	27.354	
2	1'38.185	22.175	26.485	23.215	26.310	315.4
3	1'36.583	22.371	25.708	22.830	25.674	327.4
4	1'34.257	21.165	25.387	22.582	25.123	324.3
5	1'33.295	20.942	25.191	22.316	24.846	328.9
6	1'44.387 P	21.272	26.097	23.961	33.057	328.9
7	44'05.583	24.123	27.358	23.577	26.002	
8	1'34.710	21.367	25.792	22.686	24.865	325.8
9	1'33.317	21.101	25.208	22.220	24.788	327.4
10	1'32.833	20.958	24.934	22.179	24.762	327.4
11	1'33.223	20.963	25.085	22.178	24.997	328.9
12	1'40.347	26.696	26.010	22.625	25.016	319.8
13	1'33.520	21.030	25.294	22.374	24.822	330.5
14	1'33.676	21.038	24.975	22.610	25.053	330.5
15	1'41.039 P	20.960	25.068	23.265	31.746	328.9
16	44'55.624	24.963	26.565	22.861	25.119	
17	1'33.493	21.160	25.379	22.155	24.799	324.3
18	1'31.885	20.671	24.874	21.984	24.356	328.9
19	1'32.970	20.582	24.742	22.800	24.846	328.9
20	1'32.294	20.902	24.991	22.036	24.365	330.5
21	1'38.360	24.464	26.726	22.585	24.585	330.5
22	1'31.535	20.618	24.767	21.880	24.270	327.4
23	1'43.443 P	23.281	26.920	23.121	30.121	330.5

21st 30 **Takaaki NAKAGAMI** IDEMITSU Honda LC JPN
Runs=6 Total laps=32 Full laps=21 Valid laps=21

1	49'15.498	24.950	28.093	24.131	26.212	
2	1'36.770	21.633	26.493	23.223	25.421	321.3
3	1'34.364	21.181	25.741	22.557	24.885	322.8
4	1'33.142	20.797	25.338	22.248	24.759	324.3
5	1'45.407 P	23.319	28.034	24.150	29.904	324.3
6	11'21.442	23.445	27.197	23.298	25.724	
7	1'34.198	21.064	25.712	22.536	24.886	321.3
8	1'32.745	20.900	25.158	22.136	24.551	321.3
9	1'33.724	21.326	25.360	22.338	24.700	324.3
10	1'31.706	20.628	24.752	21.924	24.402	324.3
11	1'41.186 P	22.241	26.696	23.469	28.780	324.3
12	12'57.452	26.071	27.526	24.975	28.034	
13	1'35.407	21.642	25.864	22.846	25.055	322.8
14	1'33.452	20.998	25.226	22.433	24.795	322.8

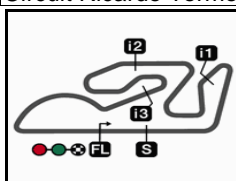
22nd 41 **Alex ESPARGARO** Aprilia Racing SPA
Runs=8 Total laps=15 Full laps=5 Valid laps=5

1	1:09'33.985	23.290	27.554	23.691	25.807	
2	1'35.817	21.946	25.970	22.503	25.398	327.4
3	1'34.515	21.183	25.471	22.347	25.514	328.9
4	1'33.219	20.960	25.220	22.279	24.760	328.9
5	1'43.511 P	22.800	27.073	23.463	30.175	324.3
6	17'08.323	21.385	26.253	22.617	25.019	
7	1'33.020	21.052	25.190	22.109	24.669	327.4
8	1'32.312	20.846	25.003	21.945	24.518	325.8
9	2'16.459 P	51.141	29.155	24.986	31.177	328.9
10	33'16.627 P	21.632	27.229	23.945	33.097	
11	2'18.666 P	22.513	26.692	23.303	29.593	
12	2'33.945 P	28.710	28.350	24.816	32.311	
13	23'56.960 P	22.145	27.439	24.479	30.200	
14	2'26.456 P	23.432	28.332	23.727	30.087	
15	2'25.111 P	24.412	28.362	24.233	30.232	

Fastest Lap: Maverick VIÑALES Aprilia Racing SPA **1'29.924** 20.199 24.330 21.481 23.914

These data/results cannot be reproduced, stored and/or transmitted in whole or in part by any manner of electronic, mechanical, photocopying, recording, broadcasting or otherwise now known or herein after developed without the previous express consent by the copyright owner, except for reproduction in daily press and regular printed publications on sale to the public within 60 days of the event related to those data/results and always provided that copyright symbol appears together as follows below.
© DORNA, 2024





4005 m.

Valencia MotoGP™ Official Test

Session 1

Best Partial Times

IT Ideal Lap Time, sum of the best partial times*BT* Best Lap Time

T1		T2		T3		T4						
Pos	Rider	Time	Rider	Time	Rider	Time	Rider	Time	Pos	Rider	IT	BT
1	J.MARTIN	20.178	F.QUARTARARO	24.287	A.FERNANDEZ	21.455	M.VIÑALES	23.914	1	M.VIÑALES	1'29.895	1'29.924 (1)
2	M.MARQUEZ	20.181	A.MARQUEZ	24.301	M.VIÑALES	21.462	F.DI GIANNANTO	23.979	2	F.DI GIANNAN	1'30.221	1'30.412 (7)
3	M.VIÑALES	20.199	M.VIÑALES	24.320	F.BAGNAIA	21.472	J.MARTIN	24.049	3	M.MARQUEZ	1'30.222	1'30.222 (2)
4	R.FERNANDEZ	20.230	A.FERNANDEZ	24.324	F.DI GIANNANTO	21.491	M.MARQUEZ	24.071	4	J.MARTIN	1'30.281	1'30.325 (3)
5	B.BINDER	20.283	M.MARQUEZ	24.360	F.QUARTARARO	21.502	A.MARQUEZ	24.097	5	F.QUARTARAR	1'30.319	1'30.403 (6)
6	F.DI GIANNANTO	20.302	J.MARTIN	24.367	J.MIR	21.565	B.BINDER	24.112	6	A.FERNANDEZ	1'30.334	1'30.334 (4)
7	E.BASTIANINI	20.350	F.BAGNAIA	24.396	A.MARQUEZ	21.566	A.FERNANDEZ	24.113	7	R.FERNANDEZ	1'30.366	1'30.656 (11)
8	F.BAGNAIA	20.384	R.FERNANDEZ	24.396	E.BASTIANINI	21.602	R.FERNANDEZ	24.119	8	A.MARQUEZ	1'30.369	1'30.369 (5)
9	J.MIR	20.397	E.BASTIANINI	24.428	J.ZARCO	21.609	F.BAGNAIA	24.127	9	F.BAGNAIA	1'30.379	1'30.426 (8)
10	F.QUARTARARO	20.401	F.DI GIANNANTO	24.449	M.MARQUEZ	21.610	F.QUARTARARO	24.129	10	B.BINDER	1'30.539	1'30.564 (9)
11	M.BEZZECCHI	20.401	B.BINDER	24.459	R.FERNANDEZ	21.621	J.MIR	24.175	11	E.BASTIANINI	1'30.582	1'30.640 (10)
12	A.MARQUEZ	20.405	J.MIR	24.461	M.BEZZECCHI	21.630	E.BASTIANINI	24.202	12	J.MIR	1'30.598	1'30.690 (12)
13	A.FERNANDEZ	20.442	J.ZARCO	24.489	B.BINDER	21.685	M.BEZZECCHI	24.229	13	M.BEZZECCHI	1'30.805	1'30.846 (13)
14	T.NAKAGAMI	20.473	M.BEZZECCHI	24.545	J.MARTIN	21.687	J.ZARCO	24.266	14	J.ZARCO	1'30.840	1'30.952 (14)
15	J.ZARCO	20.476	J.MILLER	24.604	C.CRUTCHLOW	21.694	F.MORBIDELLI	24.270	15	J.MILLER	1'31.203	1'31.250 (15)
16	A.RINS	20.495	A.RINS	24.642	J.MILLER	21.710	P.ACOSTA	24.272	16	P.ACOSTA	1'31.257	1'31.353 (17)
17	J.MILLER	20.507	C.CRUTCHLOW	24.674	P.ACOSTA	21.731	L.MARINI	24.375	17	A.RINS	1'31.272	1'31.325 (16)
18	L.MARINI	20.531	P.ACOSTA	24.722	A.RINS	21.756	A.RINS	24.379	18	C.CRUTCHLO	1'31.342	1'31.466 (18)
19	P.ACOSTA	20.532	T.NAKAGAMI	24.736	L.MARINI	21.832	J.MILLER	24.382	19	F.MORBIDELLI	1'31.474	1'31.535 (20)
20	F.MORBIDELLI	20.582	L.MARINI	24.741	F.MORBIDELLI	21.880	C.CRUTCHLOW	24.384	20	L.MARINI	1'31.479	1'31.506 (19)
21	C.CRUTCHLOW	20.590	F.MORBIDELLI	24.742	T.NAKAGAMI	21.924	T.NAKAGAMI	24.402	21	T.NAKAGAMI	1'31.535	1'31.706 (21)
22	A.ESPARGARO	20.846	A.ESPARGARO	25.003	A.ESPARGARO	21.945	A.ESPARGARO	24.518	22	A.ESPARGAR	1'32.312	1'32.312 (22)

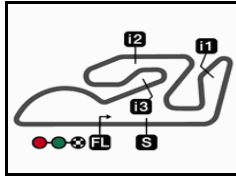
These data/results cannot be reproduced, stored and/or transmitted in whole or in part by any manner of electronic, mechanical, photocopying, recording, broadcasting or otherwise now known or herein after developed without the previous express consent by the copyright owner, except for reproduction in daily press and regular printed publications on sale to the public within 60 days of the event related to those data/results and always provided that copyright symbol appears together as follows below.

© DORNA, 2024

Official MotoGP Timing by TISSOT

www.motogp.com






4005 m.

Valencia MotoGP™ Official Test

Session 1

Fastest Laps Sequence

<i>Practice Time</i>	 <i>Rider</i>	<i>Nation</i>	<i>Motorcycle</i>	<i>Time</i>	<i>Km/h</i>	<i>Rider's Lap</i>
24'46.431	10 Luca MARINI	ITA	HONDA	1'37.445	147.9	2
26'21.438	10 Luca MARINI	ITA	HONDA	1'35.007	151.7	3
27'55.091	10 Luca MARINI	ITA	HONDA	1'33.653	153.9	4
29'27.843	10 Luca MARINI	ITA	HONDA	1'32.752	155.4	5
39'54.012	36 Joan MIR	SPA	HONDA	1'32.650	155.6	3
41'26.244	36 Joan MIR	SPA	HONDA	1'32.232	156.3	4
48'44.544	42 Alex RINS	SPA	YAMAHA	1'32.050	156.6	5
59'58.524	12 Maverick VIÑALES	SPA	APRILIA	1'31.256	157.9	3
1:01'29.322	12 Maverick VIÑALES	SPA	APRILIA	1'30.798	158.7	4
1:17'08.156	12 Maverick VIÑALES	SPA	APRILIA	1'30.719	158.9	9
1:21'55.466	73 Alex MARQUEZ	SPA	DUCATI	1'30.369	159.5	5
1:36'33.998	89 Jorge MARTIN	SPA	DUCATI	1'30.325	159.6	11
2:22'05.522	12 Maverick VIÑALES	SPA	APRILIA	1'30.142	159.9	25
2:23'35.446	12 Maverick VIÑALES	SPA	APRILIA	1'29.924	160.3	26

These data/results cannot be reproduced, stored and/or transmitted in whole or in part by any manner of electronic, mechanical, photocopying, recording, broadcasting or otherwise now known or herein after developed without the previous express consent by the copyright owner, except for reproduction in daily press and regular printed publications on sale to the public within 60 days of the event related to those data/results and always provided that copyright symbol appears together as follows below.

© DORNA, 2024

Official MotoGP Timing by TISSOT
www.motogp.com

Cheste, Tuesday, November 28, 2023

