

ETC Finetwork FIM JuniorGP Ricardo Tormo Qualifying 2 - GR.B

Classification

No	Rider	Nat	Team	Bike	Tires	Cl.	Time	Lap Total	Gap	Kph
1	28 MÁXIMO QUILES	ESP	ASPAR JUNIOR TEAM	HONDA			1:42.360	10 20	-	140.9
2	47 DODÓ BOGGIO	ITA	ASPAR JUNIOR TEAM	HONDA			1:42.433	14 19	+0.073 +0.073	140.8
3	67 CASEY O'GORMAN	IRL	VISIONTRACK RACING TEAM	HONDA			1:42.555	5 20	+0.195 +0.122	140.6
4	93 ALBERTO FERRÁNDEZ	ESP	FINETWORK MIR JUNIOR TEAM	HONDA			1:42.639	8 19	+0.279 +0.084	140.5
5	72 EDOARDO LIGUORI	ITA	DODICI MOTORSPORT	HONDA			1:42.778	7 19	+0.418 +0.139	140.3
6	81 LORENZ TONI LUCIANO	BEL	ARTBOX	HONDA			1:42.849	7 13	+0.489 +0.071	140.2
7	11 DAVID GONZÁLEZ	ESP	CUNA DE CAMPEONES	HONDA			1:42.909	7 19	+0.549 +0.060	140.1
8	31 GIULIO PUGLIESE	ITA	AC RACING TEAM	HONDA			1:42.973	20 20	+0.613 +0.064	140.0
9	17 PEDRO ALOMAR	ESP	IGAXTEAM	HONDA			1:43.518	4 12	+1.158 +0.545	139.3
10	26 PAU ALSINA	ESP	ARTBOX	HONDA			1:43.758	2 15	+1.398 +0.240	139.0
11	10 VALENTINO HERRLICH	DEU	F. KOCH RENNSPORT	HONDA			1:43.900	4 17	+1.540 +0.142	138.8
12	43 AMANUEL BRINTON	GBR	TEAM ESTRELLA GALICIA 0,0	HONDA			1:43.970	17 17	+1.610 +0.070	138.7
13	38 MATTEO ROMAN	FRA	JEG RACING	HONDA			1:44.008	12 18	+1.648 +0.038	138.6
14	88 MOHAMMED ABDALAZIZ BINISAU	SAU	LIQUI MOLY HUSQVARNA INTACT GP JUNIOR TEAM	HONDA			1:44.806	15 19	+2.446 +0.798	137.6
15	34 BRITANNI BELLADONA VACCUSA	USA	FRANDO RACING VHC TEAM	HONDA			1:45.319	16 16	+2.959 +0.513	136.9
16	77 LEANDRO QUINTANS	FRA	TEAM LARRESPORT	HONDA			1:45.507	4 17	+3.147 +0.188	136.7
17	53 KIYANO VEJER	NDL	ERNST DUBBINK EVENO RACING	HONDA			1:45.862	17 18	+3.502 +0.355	136.2
18	99 RÉMY SANJUAN	FRA	MÉCAPROJETS TEAM ADO	HONDA			1:45.970	5 14	+3.610 +0.108	136.1
19	23 SPYROS FOURTHIOTIS	GRC	FIFTY MOTORSPORT	HONDA			1:46.228	10 11	+3.868 +0.258	135.7
20	8 JONA EISENKOLB	DEU	F. KOCH RENNSPORT	HONDA			1:46.283	12 14	+3.923 +0.055	135.7
21	19 LADISLAV LÖRINC	SVK	FAU55 TEY RACING	HONDA			1:46.612	17 19	+4.252 +0.329	135.2
22	2 LORIS SCHÖNROCK	DEU	F. KOCH RENNSPORT	HONDA			1:47.159	4 15	+4.799 +0.547	134.5
23	5 JOHANN EMMANUEL	IND	CUNA DE CAMPEONES	HONDA			1:47.237	12 18	+4.877 +0.078	134.4

Max. qual. time: 1:49.525

32	PANDU PADMOGANI	IDN	SF RACING	HONDA			1:55.710	5 6		124.6
----	-----------------	-----	-----------	-------	--	--	----------	-----	--	-------

Fastest Lap: Lap 10 MÁXIMO QUILES 1:42.360 140.9 Kph


RIDERS NR. 2, 5, 10, 11, 17, 19, 23, 26, 28, 31, 32, 34, 38, 43, 47, 53, 67, 72, 77, 81, 88, 93 & 99 SOME LAPTIMES CANCELLED DUE TO TRACK LIMITS

Track Status: **DRY**

Published at:

Clerk of the Course:
Carlos Rodrigo


Timekeeper:
Yaiza Bonet



ETC
Finetwork FIM JuniorGP Ricardo Tormo
Qualifying 2 - GR.B

Best Sector Times


Sector 1			Sector 2			Sector 3			Sector 4			Pos	No	Ideal Lap	Best Lap	
Pos	No	Rider	Time	No	Rider	Time	No	Rider	Time	No	Rider					Time
1	67	C.O'GORMAN	23.710	47	D.BOGGIO	26.634	67	C.O'GORMAN	23.363	72	E.LIGUORI	28.143	1	67	1:42.055	1:42.555 (3)
2	47	D.BOGGIO	23.813	81	L.TONI LUCIANO	26.659	28	M.QUILES	23.375	28	M.QUILES	28.167	2	28	1:42.128	1:42.360 (1)
3	28	M.QUILES	23.876	11	D.GONZÁLEZ	26.701	11	D.GONZÁLEZ	23.419	47	D.BOGGIO	28.238	3	47	1:42.208	1:42.433 (2)
4	11	D.GONZÁLEZ	23.925	28	M.QUILES	26.710	31	G.PUGLIESE	23.514	67	C.O'GORMAN	28.255	4	11	1:42.364	1:42.909 (7)
5	93	A.FERRÁNDEZ	23.954	67	C.O'GORMAN	26.727	47	D.BOGGIO	23.523	93	A.FERRÁNDEZ	28.301	5	72	1:42.616	1:42.778 (5)
6	72	E.LIGUORI	24.046	31	G.PUGLIESE	26.831	93	A.FERRÁNDEZ	23.535	11	D.GONZÁLEZ	28.319	6	93	1:42.624	1:42.639 (4)
7	43	A.BRINTON	24.053	93	A.FERRÁNDEZ	26.834	81	L.TONI LUCIANO	23.571	31	G.PUGLIESE	28.342	7	31	1:42.766	1:42.973 (8)
8	31	G.PUGLIESE	24.079	26	P.ALSINA	26.841	72	E.LIGUORI	23.577	81	L.TONI LUCIANO	28.369	8	81	1:42.838	1:42.849 (6)
9	26	P.ALSINA	24.124	72	E.LIGUORI	26.850	17	P.ALOMAR	23.669	38	M.ROMAN	28.449	9	26	1:43.274	1:43.758 (10)
10	10	V.HERRLICH	24.139	43	A.BRINTON	26.921	10	V.HERRLICH	23.730	26	P.ALSINA	28.527	10	43	1:43.355	1:43.970 (12)
11	81	L.TONI LUCIANO	24.239	17	P.ALOMAR	26.957	43	A.BRINTON	23.762	17	P.ALOMAR	28.606	11	17	1:43.518	1:43.518 (9)
12	38	M.ROMAN	24.282	10	V.HERRLICH	27.074	26	P.ALSINA	23.782	43	A.BRINTON	28.619	12	10	1:43.579	1:43.900 (11)
13	17	P.ALOMAR	24.286	38	M.ROMAN	27.141	38	M.ROMAN	23.827	10	V.HERRLICH	28.636	13	38	1:43.699	1:44.008 (13)
14	88	M.ABDALAZIZ BINLADIN	24.443	88	M.ABDALAZIZ BINLADIN	27.265	34	B.BELLADONA VACCARINO	24.004	88	M.ABDALAZIZ BINLADIN	28.854	14	88	1:44.748	1:44.806 (14)
15	34	B.BELLADONA VACCARINO	24.500	34	B.BELLADONA VACCARINO	27.281	53	K.VEIJER	24.082	99	R.SANJUAN	28.905	15	34	1:44.811	1:45.319 (15)
16	77	L.QUINTANS	24.543	77	L.QUINTANS	27.420	77	L.QUINTANS	24.090	34	B.BELLADONA VACCARINO	29.026	16	53	1:45.115	1:45.862 (17)
17	53	K.VEIJER	24.571	53	K.VEIJER	27.430	99	R.SANJUAN	24.149	53	K.VEIJER	29.032	17	77	1:45.174	1:45.507 (16)
18	23	S.FOURTHIOTIS	24.682	19	L.LÖRINC	27.560	88	M.ABDALAZIZ BINLADIN	24.186	77	L.QUINTANS	29.121	18	99	1:45.650	1:45.970 (18)
19	8	J.EISENKOLB	24.713	23	S.FOURTHIOTIS	27.644	23	S.FOURTHIOTIS	24.190	23	S.FOURTHIOTIS	29.338	19	23	1:45.854	1:46.228 (19)
20	19	L.LÖRINC	24.770	99	R.SANJUAN	27.651	8	J.EISENKOLB	24.251	8	J.EISENKOLB	29.408	20	8	1:46.067	1:46.283 (20)
21	99	R.SANJUAN	24.945	8	J.EISENKOLB	27.695	19	L.LÖRINC	24.352	2	L.SCHÖNROCK	29.434	21	19	1:46.122	1:46.612 (21)
22	2	L.SCHÖNROCK	25.124	2	L.SCHÖNROCK	27.734	5	J.EMMANUEL	24.401	19	L.LÖRINC	29.440	22	2	1:46.842	1:47.159 (22)
23	5	J.EMMANUEL	25.161	5	J.EMMANUEL	27.976	2	L.SCHÖNROCK	24.550	5	J.EMMANUEL	29.512	23	5	1:47.050	1:47.237 (23)
24	32	P.PADMOGANI	26.670	32	P.PADMOGANI	29.683	32	P.PADMOGANI	26.808	32	P.PADMOGANI	31.616	24	32	1:54.777	1:55.710 (24)



ETC
Finetwork FIM JuniorGP Ricardo Tormo
Qualifying 2 - GR.B

Best Top Speed


No Rider	Team	Class	Top 1		Top 2		Top 3		Top 4		Top 5		
			Kph	Lap	Kph	Lap	Kph	Lap	Kph	Lap	Kph	Lap	Avg
72	EDOARDO LIGUORI	DODICI MOTORSPORT	216.0	4	214.0	3	212.0	14	210.7	17	210.1	13	212,6
31	GIULIO PUGLIESE	AC RACING TEAM	215.3	15	214.7	14	212.0	4	209.5	20	208.8	17	212,1
67	CASEY O'GORMAN	VISIONTRACK RACING TEAM	213.3	4	208.8	2	205.7	17	205.1	15	204.5	6	207,5
38	MATTEO ROMAN	JEG RACING	210.7	5	210.1	12	209.5	4	208.8	13	205.7	14	209,0
10	VALENTINO HERRLICH	F. KOCH RENNSPORT	209.5	4	207.6	5	205.7	6	205.1	2	203.9	3	206,4
47	DODÓ BOGGIO	ASPAR JUNIOR TEAM	209.5	14	206.9	15	206.9	9	206.9	4	205.7	5	207,2
99	RÉMY SANJUAN	MÉCAPROJETS TEAM ADO	209.5	3	203.9	7	202.1	13	200.9	6	200.3	2	203,3
28	MÁXIMO QUILES	ASPAR JUNIOR TEAM	208.8	15	208.8	13	208.8	11	208.2	5	206.9	12	208,3
43	AMANUEL BRINTON	TEAM ESTRELLA GALICIA 0,0	208.8	11	206.9	6	206.3	5	205.1	3	203.9	14	206,2
26	PAU ALSINA	ARTBOX	208.2	10	205.7	13	203.9	12	202.7	15	202.1	11	204,5
11	DAVID GONZÁLEZ	CUNA DE CAMPEONES	207.6	3	206.3	11	205.7	6	205.7	4	205.1	17	206,1
53	KIYANO VEIJER	ERNST DUBBINK EVENO RACING	207.6	5	205.7	12	205.7	11	203.9	7	203.9	2	205,4
77	LEANDRO QUINTANS	TEAM LARRESPORT	207.6	3	205.1	7	205.1	4	203.9	6	203.3	5	205,0
17	PEDRO ALOMAR	IGAXTEAM	206.3	5	204.5	4	201.5	3	199.2	6	198.6	2	202,0
81	LORENZ TONI LUCIANO	ARTBOX	206.3	4	205.1	3	204.5	7	202.1	5	200.9	8	203,8
93	ALBERTO FERRÁNDEZ	FINETWORK MIR JUNIOR TEAM	206.3	8	205.1	3	205.1	2	203.9	19	203.9	6	204,9
88	MOHAMMED ABDALAZIZ B	LIQUI MOLY HUSQVARNA INTACT GP JUNIOR TEAM	205.1	2	203.9	17	203.3	15	203.3	3	202.1	18	203,5
8	JONA EISENKOLB	F. KOCH RENNSPORT	203.3	14	200.9	12	200.3	6	198.1	13	196.4	7	199,8
19	LADISLAV LÖRINC	FAU55 TEY RACING	203.3	4	200.9	17	200.3	6	200.3	5	198.1	2	200,6
23	SPYROS FOURTHIOTIS	FIFTY MOTORSPORT	203.3	5	202.1	4	198.6	3	197.5	9	196.9	11	199,7
34	BRITANNI BELLADONA VA	FRANDO RACING VHC TEAM	203.3	7	202.1	6	201.5	16	199.2	13	198.1	10	200,8
5	JOHANN EMMANUEL	CUNA DE CAMPEONES	200.9	2	199.8	18	199.8	5	199.2	3	198.1	4	199,6
2	LORIS SCHÖNRÖCK	F. KOCH RENNSPORT	198.1	7	198.1	5	196.9	10	196.9	2	195.8	6	197,2
32	PANDU PADMOGANI	SF RACING	193.1	2	192.5	3	190.9	6	188.9	5			191,4



ETC Finetwork FIM JuniorGP Ricardo Tormo After Qualifying 2 - GR.B

Event maximum speed


No Rider	Team	Bike	Class	Top Speed	Lap	Session
72 EDOARDO LIGUORI	DODICI MOTORSPORT	HONDA		216.0	16	Qualifying 1 - GR.B
1 GUIDO PINI	AC RACING TEAM	HONDA		215.3	15	Free Practice 2 - GR.A
31 GIULIO PUGLIESE	AC RACING TEAM	HONDA		215.3	15	Qualifying 2 - GR.B
28 MÁXIMO QUILES	ASPAR JUNIOR TEAM	HONDA		214.0	2	Qualifying 1 - GR.B
38 MATTEO ROMAN	JEG RACING	HONDA		214.0	5	Qualifying 1 - GR.B
7 BEÑAT FERNÁNDEZ	FRANDO RACING VHC TEAM	HONDA		214.0	17	Qualifying 1 - GR.A
10 VALENTINO HERRLICH	F. KOCH RENNSPORT	HONDA		213.3	4	Free Practice 1 - GR.B
27 RICO SALMELA	TEAM ESTRELLA GALICIA 0,0	HONDA		213.3	3	Qualifying 1 - GR.A
47 DODÓ BOGGIO	ASPAR JUNIOR TEAM	HONDA		213.3	14	Qualifying 1 - GR.B
67 CASEY O'GORMAN	VISIONTRACK RACING TEAM	HONDA		213.3	4	Qualifying 2 - GR.B
70 KRISTIAN DANIEL	MRE TALENT	HONDA		213.3	21	Qualifying 1 - GR.A
90 LUCA AGOSTINELLI	IGAXTEAM	HONDA		213.3	18	Qualifying 1 - GR.A
37 MARIANOS NIKOLIS	ILUSION RACING	HONDA		212.7	16	Qualifying 1 - GR.A
93 ALBERTO FERRÁNDEZ	FINETWORK MIR JUNIOR TEAM	HONDA		212.7	4	Qualifying 1 - GR.B
13 HAKIM DANISH	MONLAU MOTUL	HONDA		212.0	4	Qualifying 2 - GR.A
18 EDOARDO BERTOLA	AC RACING TEAM	HONDA		212.0	11	Free Practice 2 - GR.A
41 YVONNE CERPA	TEAM HONDA LAGLISSE	HONDA		212.0	20	Qualifying 1 - GR.A
99 RÉMY SANJUAN	MÉCAPROJETS TEAM ADO	HONDA		212.0	14	Free Practice 2 - GR.B
12 ADRIANO DONOSO	TEAM HONDA LAGLISSE	HONDA		211.4	19	Qualifying 1 - GR.A
6 BENJAMIN CAILLET	VILTAÍS RACING JUNIOR	HONDA		211.4	12	Free Practice 2 - GR.A
25 GONZALO PÉREZ	TEAM LARRESPORT	HONDA		210.7	2	Qualifying 2 - GR.A
94 MARC AGUILAR	TEAM LARRESPORT	HONDA		210.7	15	Free Practice 2 - GR.A
11 DAVID GONZÁLEZ	CUNA DE CAMPEONES	HONDA		210.1	3	Qualifying 1 - GR.B
20 OWEN VAN TRIGT	AGR TEAM	HONDA		210.1	10	Qualifying 1 - GR.A
26 PAU ALSINA	ARTBOX	HONDA		210.1	13	Free Practice 1 - GR.B
54 JESÚS RIOS	MRE TALENT	HONDA		210.1	3	Qualifying 2 - GR.A
21 RUCHÉ MOODLEY	FINETWORK MIR JUNIOR TEAM	HONDA		209.5	10	Free Practice 2 - GR.A
52 JEREMIASZ WOJCIECHOWSKI	KIDZGP BY COVACHA R.T.	HONDA		209.5	12	Qualifying 1 - GR.A
14 EDU GUTIÉRREZ	SUPERHUGO44 TEAM	HONDA		208.8	12	Free Practice 2 - GR.A
22 JESÚS TORRES	CUNA DE CAMPEONES	HONDA		208.8	15	Free Practice 2 - GR.A
30 MATTHIAS ROSTAGNI	MB38 BY MECASPORT	HONDA		208.8	3	Qualifying 2 - GR.A
33 ENZO BELLON	MB38 BY MECASPORT	HONDA		208.8	17	Free Practice 2 - GR.A
43 AMANUEL BRINTON	TEAM ESTRELLA GALICIA 0,0	HONDA		208.8	12	Qualifying 1 - GR.B
51 BRIAN URIARTE	TEAM ESTRELLA GALICIA 0,0	HONDA		208.8	4	Free Practice 2 - GR.A
76 RHYS STEPHENSON	VISIONTRACK RACING TEAM	HONDA		208.8	19	Qualifying 1 - GR.A
53 KIYANO VEIJER	ERNST DUBBINK EVENO RACING	HONDA		208.2	7	Qualifying 1 - GR.B
77 LEANDRO QUINTANS	TEAM LARRESPORT	HONDA		208.2	7	Free Practice 1 - GR.B
81 LORENZ TONI LUCIANO	ARTBOX	HONDA		207.6	14	Free Practice 1 - GR.B
82 KYLE AXEL PAYNE	ILUSION RACING	HONDA		206.9	6	Qualifying 2 - GR.A
17 PEDRO ALOMAR	IGAXTEAM	HONDA		206.3	3	Free Practice 1 - GR.B
34 BRITANNI BELLADONA VACCARINO	FRANDO RACING VHC TEAM	HONDA		206.3	14	Qualifying 1 - GR.B
5 JOHANN EMMANUEL	CUNA DE CAMPEONES	HONDA		205.7	12	Qualifying 1 - GR.B
88 MOHAMMED ABDALAZIZ BINLADIN	LIQUI MOLY HUSQVARNA INTACT GP JUNIOR TEAM	HONDA		205.7	19	Qualifying 1 - GR.B
3 VASILIS PANTELEAKIS	ARTBOX	HONDA		205.1	4	Free Practice 2 - GR.A
8 JONA EISENKOLB	F. KOCH RENNSPORT	HONDA		203.9	4	Free Practice 1 - GR.B
19 LADISLAV LŐRINC	FAU55 TEY RACING	HONDA		203.3	12	Free Practice 1 - GR.B
23 SPYROS FOURTHIOTIS	FIFTY MOTORSPORT	HONDA		203.3	4	Free Practice 2 - GR.B
2 LORIS SCHÖNROCK	F. KOCH RENNSPORT	HONDA		202.1	5	Free Practice 1 - GR.B
32 PANDU PADMOGANI	SF RACING	HONDA		198.1	10	Free Practice 1 - GR.B
9 ELLIOT KASSIGIAN	MÉCAPROJETS TEAM ADO	HONDA		197.5	11	Free Practice 2 - GR.A



ETC
Finetwork FIM JuniorGP Ricardo Tormo
Qualifying 2 - GR.B

Fastest Lap Sequence


Elapsed	No Rider	Team	Bike	Class	Time	Kph	Lap
3:43.471	8 JONA EISENKOLB	F. KOCH RENNSPORT	HONDA		1:47.287	134.4	2
3:45.545	99 RÉMY SANJUAN	MÉCAPROJETS TEAM ADO	HONDA		1:46.129	135.9	2
3:51.973	67 CASEY O'GORMAN	VISIONTRACK RACING TEAM	HONDA		1:43.248	139.6	2
5:37.402	93 ALBERTO FERRÁNDEZ	FINETWORK MIR JUNIOR TEAM	HONDA		1:43.093	139.9	3
7:20.989	67 CASEY O'GORMAN	VISIONTRACK RACING TEAM	HONDA		1:42.811	140.2	4
9:03.544	67 CASEY O'GORMAN	VISIONTRACK RACING TEAM	HONDA		1:42.555	140.6	5
20:09.215	28 MÁXIMO QUILES	ASPAR JUNIOR TEAM	HONDA		1:42.465	140.7	8
23:33.954	28 MÁXIMO QUILES	ASPAR JUNIOR TEAM	HONDA		1:42.360	140.9	10



ETC
Finetwork FIM JuniorGP Ricardo Tormo
Qualifying 2 - GR.B
Sector Analysis

— Invalidated Lap ■ Personal Best ■ Session Best B Crossing the pit lane

Lap	Time	Sector 1	Sector 2	Sector 3	Sector 4	T.Sp	Lap	Time	Sector 1	Sector 2	Sector 3	Sector 4	T.Sp	
10	1:46.225	25.101	28.010	24.082	29.032	199.8	19 LADISLAV LÖRINC SVK FAU55 TEY RACING HONDA	1	2:01.291	36.993	28.654	25.636	30.008	
11	1:45.616	24.783	27.462	24.173	29.198	205.7		2	1:47.538	25.126	28.090	24.583	29.739	198.1
12	1:50.990	24.571	27.475	29.557	29.387	205.7		3	1:47.662	25.334	28.316	24.480	29.532	196.4
13	1:46.037	24.760	27.554	24.415	29.308	200.9		4	1:47.789	24.920	28.468	24.488	29.913	203.3
14	1:52.810B	24.897	27.799	24.547	35.567	198.6		5	1:47.543	25.026	28.707	24.352	29.458	200.3
15	2:29.845	1:00.652	30.061	27.144	31.988			6	1:47.996	24.918	28.856	24.651	29.571	200.3
16	1:45.880	24.762	27.504	24.226	29.388	203.3		7	1:47.468	25.086	28.063	24.819	29.500	195.8
17	1:45.862	24.868	27.430	24.247	29.317	202.1		8	1:47.345	25.364	27.969	24.475	29.537	197.5
18	1:45.906	24.791	27.510	24.283	29.322	201.5		9	1:56.442B	25.927	28.534	25.691	36.290	193.6
99 RÉMY SANJUAN FRA MÉCAPROJETS TEAM ADO HONDA								10	7:26.715	6:04.059	28.438	24.501	29.717	
1	1:59.416	31.926	28.705	28.772	30.013			11	1:46.965	25.195	27.963	24.367	29.440	196.4
2	1:46.129	25.039	27.723	24.149	29.218	200.3		12	1:47.173	25.190	27.916	24.562	29.505	194.2
3	1:46.200	24.848	27.674	24.302	29.376	209.5		13	1:47.226	25.158	27.681	24.490	29.897	194.7
4	1:46.114	24.945	27.677	24.199	29.293	199.8		14	1:47.249	25.243	27.824	24.716	29.466	193.6
5	1:45.970	25.008	27.818	24.239	28.905	197.5		15	1:54.642B	25.329	28.311	24.926	36.076	194.2
6	1:46.154	24.970	27.651	24.376	29.157	200.9		16	3:15.443	1:52.852	28.203	24.632	29.756	
7	1:47.486	25.145	27.848	24.443	30.050	203.9		17	1:46.612	24.770	27.823	24.403	29.616	200.9
8	1:55.113B	25.258	29.165	24.726	35.964	197.5		18	1:46.947	24.978	27.845	24.330	29.794	196.4
9	3:35.496	2:04.461	29.626	31.374	30.035		19	1:46.824	25.218	27.560	24.399	29.647	196.9	
10	2:11.316	26.496	28.774	46.076	29.970	198.6	2 LORIS SCHÖNROCK DEU F. KOCH RENNSPORT HONDA							
11	1:51.616B	25.222	27.953	24.412	34.029	197.5	1	1:56.544	31.075	29.092	25.674	30.703		
12	6:48.543	5:24.360	29.033	25.599	29.551		2	1:47.576	25.369	27.954	24.576	29.677	196.9	
13	1:52.025	25.153	28.162	25.116	33.594	202.1	3	1:47.692	25.356	27.734	24.784	29.818	195.8	
14	2:15.281B	25.152	28.644	46.157	35.328	198.1	4	1:47.159	25.356	27.749	24.592	29.462	195.3	
23 SPYROS FOURTHIOTIS GRC FIFTY MOTORSPORT HONDA							5	1:47.222	25.484	27.760	24.470	29.508	198.1	
1	2:02.069	30.596	28.681	30.508	32.284		6	1:49.829	25.357	29.028	25.165	30.279	195.8	
2	1:47.272	25.746	27.882	24.306	29.338	192.0	7	1:55.183B	25.124	28.206	25.273	36.580	198.1	
3	1:46.528	24.967	27.897	24.290	29.374	198.6	8	14:19.792	...	28.393	25.143	30.257		
4	1:46.552	25.281	27.663	24.256	29.352	202.1	9	1:48.002	25.801	28.107	24.660	29.434	192.5	
5	22:58.392	24.682	...	24.893	29.711	203.3	10	1:49.267	25.605	28.518	25.159	29.985	196.9	
6	1:47.177	25.147	27.988	24.562	29.480	193.6	11	1:56.099B	25.336	28.151	25.883	36.729	194.7	
7	1:46.982	25.062	27.859	24.378	29.683	193.6	12	2:20.792	57.367	28.402	24.820	30.203		
8	1:46.927	25.205	27.911	24.396	29.415	194.7	13	1:47.776	25.322	27.905	24.550	29.999	194.7	
9	1:46.398	24.885	27.722	24.190	29.601	197.5	14	1:47.448	25.178	27.860	24.560	29.850	194.2	
10	1:46.228	24.930	27.660	24.253	29.385	195.3	15	2:03.725B	25.220	32.816	25.842	39.847	195.3	
11	1:46.385	24.887	27.644	24.297	29.557	196.9	5 JOHANN EMMANUEL IND CUNA DE CAMPEONES HONDA							
8 JONA EISENKOLB DEU F. KOCH RENNSPORT HONDA							1	1:57.256	32.045	29.246	25.305	30.660		
1	1:56.184	31.392	28.775	25.372	30.645		2	1:48.053	24.979	28.473	24.541	30.060	200.9	
2	1:47.287	25.518	27.745	24.462	29.562	192.5	3	1:48.404	25.533	28.098	24.481	30.292	199.2	
3	1:47.214	25.454	27.820	24.410	29.530	194.2	4	1:47.548	25.172	28.174	24.401	29.801	198.1	
4	1:47.293	25.312	27.870	24.484	29.627	192.5	5	1:48.931	25.363	28.788	24.878	29.902	199.8	
5	1:47.015	25.244	27.793	24.514	29.464	195.8	6	2:07.628B	28.791	30.312	24.707	43.818	196.4	
6	1:47.320	24.801	28.481	24.493	29.545	200.3	7	7:47.455	6:22.764	29.427	24.941	30.323		
7	1:54.784B	25.050	27.997	24.458	37.279	196.4	8	1:48.334	25.383	28.433	24.501	30.017	193.1	
8	17:38.878	...	28.850	24.794	29.973		9	1:56.041B	25.197	28.206	26.342	36.296	193.1	
9	1:47.704	25.496	28.118	24.682	29.408	190.9	10	2:33.217	1:09.627	28.250	24.755	30.585		
10	1:47.956	25.436	28.167	24.514	29.839	194.2	11	1:48.633	26.211	27.982	24.559	29.881	195.3	
11	1:48.589	25.931	28.158	24.560	29.940	194.2	12	1:47.237	25.161	28.094	24.470	29.512	197.5	
12	1:46.283	24.713	27.796	24.297	29.477	200.9	13	1:51.446	26.285	28.187	26.797	30.177	195.8	
13	1:47.365	25.061	28.046	24.512	29.746	198.1	14	1:51.427	28.351	28.502	24.707	29.867	193.6	
14	1:46.432	24.769	27.695	24.251	29.717	203.3								



ETC

Finetwork FIM JuniorGP Ricardo Tormo Qualifying 2 - GR.B

Sector Analysis

— Invalidated Lap ■ Personal Best ■ Session Best B Crossing the pit lane

Lap	Time	Sector 1	Sector 2	Sector 3	Sector 4	T.Sp
15	1:52.038	27.517	28.737	25.464	30.320	193.1
16	1:49.897	26.281	28.663	24.866	30.087	194.7
17	1:49.062	25.338	27.976	25.822	29.926	196.4
18	1:48.200	25.063	28.619	24.587	29.931	199.8

32	PANDU PADMOGANI	IDN
	SF RACING	HONDA

Lap	Time	Sector 1	Sector 2	Sector 3	Sector 4	T.Sp
1	2:26.484	55.654	30.798	28.244	31.788	
2	1:56.170	26.996	30.141	27.296	31.737	193.1
3	2:07.066B	26.670	30.472	26.886	43.038	192.5
4	11:37.638	...	30.628	27.053	31.616	
5	1:55.710	27.071	29.683	27.074	31.882	188.9
6	2:12.711B	33.616	30.626	26.808	41.661	190.9