

ETC
Finetwork FIM JuniorGP Ricardo Tormo
Qualifying 2 - GR.A

Classification

No	Rider	Nat	Team	Bike	Tires	Cl.	Time	Lap Total	Gap	Kph
1	51 BRIAN URIARTE	ESP	TEAM ESTRELLA GALICIA 0,0	HONDA			1:42.321	18 19	-	140.9
2	1 GUIDO PINI	ITA	AC RACING TEAM	HONDA			1:42.438	12 17	+0.117	140.7
3	22 JESÚS TORRES	ESP	CUNA DE CAMPEONES	HONDA			1:42.719	13 17	+0.398	140.4
4	12 ADRIANO DONOSO	ESP	TEAM HONDA LAGLISSE	HONDA			1:42.733	10 18	+0.412	140.3
5	13 HAKIM DANISH	MYS	MONLAU MOTUL	HONDA			1:42.809	18 20	+0.488	140.2
6	27 RICO SALMELA	FIN	TEAM ESTRELLA GALICIA 0,0	HONDA			1:42.879	18 19	+0.558	140.1
7	54 JESÚS RIOS	ESP	MRE TALENT	HONDA			1:42.944	2 17	+0.623	140.1
8	25 GONZALO PÉREZ	ESP	TEAM LARRESPORT	HONDA			1:43.355	4 14	+1.034	139.5
9	70 KRISTIAN DANIEL	USA	MRE TALENT	HONDA			1:43.368	13 18	+1.047	139.5
10	7 BEÑAT FERNÁNDEZ	ESP	FRANDO RACING VHC TEAM	HONDA			1:43.425	11 16	+1.104	139.4
11	21 RUCHÉ MOODLEY	ZAF	FINETWORK MIR JUNIOR TEAM	HONDA			1:43.543	16 17	+1.222	139.2
12	20 OWEN VAN TRIGT	NLD	AGR TEAM	HONDA			1:43.691	3 16	+1.370	139.0
13	33 ENZO BELLON	FRA	MB38 BY MECASPORT	HONDA			1:43.897	14 18	+1.576	138.8
14	94 MARC AGUILAR	ESP	TEAM LARRESPORT	HONDA			1:43.930	6 14	+1.609	138.7
15	18 EDOARDO BERTOLA	ITA	AC RACING TEAM	HONDA			1:43.962	14 17	+1.641	138.7
16	41 YVONNE CERPA	ESP	TEAM HONDA LAGLISSE	HONDA			1:44.134	6 17	+1.813	138.5
17	37 MARIANOS NIKOLIS	AUS	ILUSION RACING	HONDA			1:44.145	14 18	+1.824	138.4
18	52 JEREMIASZ WOJCIECHOWSKI	POL	KIDZGP BY COVACHA R.T.	HONDA			1:44.296	10 17	+1.975	138.2
19	6 BENJAMIN CAILLET	FRA	VILTAÍS RACING JUNIOR	HONDA			1:44.402	3 17	+2.081	138.1
20	90 LUCA AGOSTINELLI	VNM	IGAXTEAM	HONDA			1:44.550	12 16	+2.229	137.9
21	14 EDU GUTIÉRREZ	ESP	SUPERHUGO44 TEAM	HONDA			1:44.822	3 15	+2.501	137.5
22	82 KYLE AXEL PAYNE	GBR	ILUSION RACING	HONDA			1:45.130	12 18	+2.809	137.1
23	76 RHYS STEPHENSON	GBR	VISIONTRACK RACING TEAM	HONDA			1:45.288	2 17	+2.967	136.9
24	30 MATTHIAS ROSTAGNI	FRA	MB38 BY MECASPORT	HONDA			1:45.292	3 18	+2.971	136.9
25	3 VASILIS PANTELEAKIS	GRC	ARTBOX	HONDA			1:46.240	6 11	+3.919	135.7
26	9 ELLIOT KASSIGIAN	FRA	MECAPROJETS TEAM ADO	HONDA			1:47.518	6 11	+5.197	134.1

Fastest Lap: Lap 18 | BRIAN URIARTE | 1:42.321 | 140.9 Kph


RIDERS NR. 1, 3, 6, 7, 9, 12, 13, 14, 18, 20, 21, 22, 25, 27, 30, 33, 37, 41, 51, 52, 54, 70, 76, 82 & 94 SOME LAPTIMES CANCELLED DUE TO TRACK LIMITS

Track Status: **DRY**

Published at:

Clerk of the Course:
Carlos Rodrigo


Timekeeper:
Yaiza Bonet



ETC
Finetwork FIM JuniorGP Ricardo Tormo
Qualifying 2 - GR.A

Best Sector Times


Sector 1			Sector 2			Sector 3			Sector 4			Pos	No	Ideal Lap	Best Lap	
Pos	No	Rider	Time	No	Rider	Time	No	Rider	Time	No	Rider					Time
1	1	G.PINI	23.906	51	B.URIZARTE	26.570	1	G.PINI	23.392	1	G.PINI	28.194	1	1	1:42.096	1:42.438 (2)
2	51	B.URIZARTE	23.923	27	R.SALMELA	26.594	13	H.DANISH	23.453	12	A.DONOSO	28.210	2	51	1:42.231	1:42.321 (1)
3	12	A.DONOSO	24.009	1	G.PINI	26.604	51	B.URIZARTE	23.466	22	J.TORRES	28.227	3	12	1:42.450	1:42.733 (4)
4	54	J.RIOS	24.030	12	A.DONOSO	26.755	22	J.TORRES	23.475	70	K.DANIEL	28.238	4	22	1:42.555	1:42.719 (3)
5	25	G.PÉREZ	24.053	22	J.TORRES	26.773	12	A.DONOSO	23.476	51	B.URIZARTE	28.272	5	27	1:42.618	1:42.879 (6)
6	22	J.TORRES	24.080	54	J.RIOS	26.782	27	R.SALMELA	23.560	27	R.SALMELA	28.275	6	13	1:42.676	1:42.809 (5)
7	13	H.DANISH	24.117	13	H.DANISH	26.804	20	O.VAN TRIGT	23.574	13	H.DANISH	28.302	7	54	1:42.739	1:42.944 (7)
8	7	B.FERNÁNDEZ	24.139	7	B.FERNÁNDEZ	26.815	54	J.RIOS	23.581	54	J.RIOS	28.346	8	25	1:42.920	1:43.355 (8)
9	70	K.DANIEL	24.144	25	G.PÉREZ	26.846	25	G.PÉREZ	23.592	94	M.AGUILAR	28.376	9	70	1:43.045	1:43.368 (9)
10	18	E.BERTOLA	24.187	20	O.VAN TRIGT	26.849	94	M.AGUILAR	23.669	21	R.MOODLEY	28.423	10	7	1:43.165	1:43.425 (10)
11	27	R.SALMELA	24.189	21	R.MOODLEY	26.949	21	R.MOODLEY	23.688	25	G.PÉREZ	28.429	11	20	1:43.205	1:43.691 (12)
12	21	R.MOODLEY	24.194	41	Y.CERPA	26.956	70	K.DANIEL	23.691	18	E.BERTOLA	28.446	12	21	1:43.254	1:43.543 (11)
13	20	O.VAN TRIGT	24.253	70	K.DANIEL	26.972	33	E.BELLON	23.695	7	B.FERNÁNDEZ	28.461	13	18	1:43.377	1:43.962 (15)
14	14	E.GUTIÉRREZ	24.298	18	E.BERTOLA	26.999	18	E.BERTOLA	23.745	6	B.CAILLET	28.525	14	94	1:43.377	1:43.930 (14)
15	94	M.AGUILAR	24.307	94	M.AGUILAR	27.025	7	B.FERNÁNDEZ	23.750	20	O.VAN TRIGT	28.529	15	33	1:43.651	1:43.897 (13)
16	33	E.BELLON	24.319	52	J.WOJCIECHOWSKI	27.040	37	M.NIKOLIS	23.799	37	M.NIKOLIS	28.534	16	37	1:43.904	1:44.145 (17)
17	37	M.NIKOLIS	24.335	33	E.BELLON	27.085	6	B.CAILLET	23.871	33	E.BELLON	28.552	17	41	1:44.055	1:44.134 (16)
18	90	L.AGOSTINELLI	24.344	6	B.CAILLET	27.151	14	E.GUTIÉRREZ	23.878	52	J.WOJCIECHOWSKI	28.590	18	6	1:44.058	1:44.402 (19)
19	30	M.ROSTAGNI	24.428	90	L.AGOSTINELLI	27.157	41	Y.CERPA	23.900	82	K.AXEL PAYNE	28.750	19	52	1:44.178	1:44.296 (18)
20	41	Y.CERPA	24.436	37	M.NIKOLIS	27.236	30	M.ROSTAGNI	23.901	41	Y.CERPA	28.763	20	90	1:44.266	1:44.550 (20)
21	82	K.AXEL PAYNE	24.474	76	R.STEPHENSON	27.249	90	L.AGOSTINELLI	23.935	90	L.AGOSTINELLI	28.830	21	14	1:44.311	1:44.822 (21)
22	6	B.CAILLET	24.511	14	E.GUTIÉRREZ	27.266	52	J.WOJCIECHOWSKI	23.982	14	E.GUTIÉRREZ	28.869	22	82	1:44.592	1:45.130 (22)
23	76	R.STEPHENSON	24.556	82	K.AXEL PAYNE	27.355	76	R.STEPHENSON	23.992	76	R.STEPHENSON	28.935	23	30	1:44.656	1:45.292 (24)
24	52	J.WOJCIECHOWSKI	24.566	30	M.ROSTAGNI	27.388	82	K.AXEL PAYNE	24.013	30	M.ROSTAGNI	28.939	24	76	1:44.732	1:45.288 (23)
25	3	V.PANTELEAKIS	24.852	3	V.PANTELEAKIS	27.648	3	V.PANTELEAKIS	24.325	3	V.PANTELEAKIS	29.086	25	3	1:45.911	1:46.240 (25)
26	9	E.KASSIGIAN	25.184	9	E.KASSIGIAN	27.837	9	E.KASSIGIAN	24.488	9	E.KASSIGIAN	29.895	26	9	1:47.404	1:47.518 (26)



ETC
Finetwork FIM JuniorGP Ricardo Tormo
Qualifying 2 - GR.A

Best Top Speed


No Rider	Team	Class	Top 1		Top 2		Top 3		Top 4		Top 5		
			Kph	Lap	Kph	Lap	Kph	Lap	Kph	Lap	Kph	Lap	Avg
13 HAKIM DANISH	MONLAU MOTUL		212.0	4	208.2	3	206.3	12	204.5	13	203.3	19	206,9
25 GONZALO PÉREZ	TEAM LARRESPORT		210.7	2	206.9	3	205.7	4	203.3	14	202.7	5	205,9
7 BEÑAT FERNÁNDEZ	FRANDO RACING VHC TEAM		210.1	5	209.5	15	207.6	11	206.3	2	205.7	9	207,8
54 JESÚS RIOS	MRE TALENT		210.1	3	203.9	2	202.1	16	200.3	13	199.8	4	203,2
41 YVONNE CERPA	TEAM HONDA LAGLISSE		209.5	4	207.6	3	205.1	16	205.1	2	204.5	15	206,4
14 EDU GUTIÉRREZ	SUPERHUGO44 TEAM		208.8	14	205.7	9	204.5	12	203.9	13	203.9	5	205,4
30 MATTHIAS ROSTAGNI	MB38 BY MECASPORT		208.8	3	206.3	2	203.9	15	202.7	5	201.5	6	204,6
37 MARIANOS NIKOLIS	ILUSION RACING		208.8	17	208.2	18	208.2	2	206.9	16	206.9	11	207,8
70 KRISTIAN DANIEL	MRE TALENT		208.8	15	208.2	16	208.2	5	205.7	4	205.7	3	207,3
18 EDOARDO BERTOLA	AC RACING TEAM		208.2	11	206.3	7	206.3	5	205.7	12	205.1	16	206,3
21 RUCHÉ MOODLEY	FINETWORK MIR JUNIOR TEAM		208.2	3	206.9	2	202.7	12	202.1	7	201.5	4	204,3
1 GUIDO PINI	AC RACING TEAM		207.6	17	205.1	11	203.9	13	203.9	6	203.3	16	204,8
6 BENJAMIN CAILLET	VILTAÍS RACING JUNIOR		207.6	6	206.3	14	205.7	15	205.1	17	205.1	16	206,0
12 ADRIANO DONOSO	TEAM HONDA LAGLISSE		207.6	18	206.9	16	206.9	4	206.3	17	205.1	2	206,6
20 OWEN VAN TRIGT	AGR TEAM		207.6	14	205.7	2	205.1	6	203.9	16	202.1	13	204,9
27 RICO SALMELA	TEAM ESTRELLA GALICIA 0,0		207.6	3	207.6	2	203.3	4	202.1	19	202.1	16	204,5
76 RHYS STEPHENSON	VISIONTRACK RACING TEAM		207.6	5	206.9	2	206.3	10	204.5	3	203.3	8	205,7
94 MARC AGUILAR	TEAM LARRESPORT		207.6	2	206.9	3	205.7	12	205.1	7	204.5	5	206,0
82 KYLE AXEL PAYNE	ILUSION RACING		206.9	6	205.1	5	205.1	2	202.1	3	201.5	13	204,1
90 LUCA AGOSTINELLI	IGAXTEAM		206.9	14	205.7	16	205.7	12	205.1	13	205.1	11	205,7
52 JEREMIASZ WOJCIECHOWKIDZGP BY COVACHA R.T.			206.3	11	203.9	7	203.9	2	200.9	12	200.9	3	203,2
22 JESÚS TORRES	CUNA DE CAMPEONES		205.7	16	205.7	5	204.5	3	202.7	12	202.1	13	204,1
33 ENZO BELLON	MB38 BY MECASPORT		205.7	12	205.7	3	205.1	14	204.5	15	203.3	5	204,9
51 BRIAN URIARTE	TEAM ESTRELLA GALICIA 0,0		205.1	18	203.9	17	202.7	11	202.7	8	202.7	6	203,4
3 VASILIS PANTELEAKIS	ARTBOX		196.4	2	195.8	8	195.8	4	195.3	3	194.7	10	195,6
9 ELLIOT KASSIGIAN	MECAPROJETS TEAM ADO		188.9	11	187.3	2	186.8	10	186.8	6	185.8	3	187,1



ETC Finetwork FIM JuniorGP Ricardo Tormo After Qualifying 2 - GR.A

Event maximum speed


No Rider	Team	Bike	Class	Top Speed	Lap	Session
72 EDOARDO LIGUORI	DODICI MOTORSPORT	HONDA		216.0	16	Qualifying 1 - GR.B
1 GUIDO PINI	AC RACING TEAM	HONDA		215.3	15	Free Practice 2 - GR.A
31 GIULIO PUGLIESE	AC RACING TEAM	HONDA		214.7	3	Free Practice 1 - GR.B
28 MÁXIMO QUILES	ASPAR JUNIOR TEAM	HONDA		214.0	2	Qualifying 1 - GR.B
38 MATTEO ROMAN	JEG RACING	HONDA		214.0	5	Qualifying 1 - GR.B
7 BEÑAT FERNÁNDEZ	FRANDO RACING VHC TEAM	HONDA		214.0	17	Qualifying 1 - GR.A
10 VALENTINO HERRLICH	F. KOCH RENNSPORT	HONDA		213.3	4	Free Practice 1 - GR.B
27 RICO SALMELA	TEAM ESTRELLA GALICIA 0,0	HONDA		213.3	3	Qualifying 1 - GR.A
47 DODÓ BOGGIO	ASPAR JUNIOR TEAM	HONDA		213.3	14	Qualifying 1 - GR.B
70 KRISTIAN DANIEL	MRE TALENT	HONDA		213.3	21	Qualifying 1 - GR.A
90 LUCA AGOSTINELLI	IGAXTEAM	HONDA		213.3	18	Qualifying 1 - GR.A
37 MARIANOS NIKOLIS	ILUSION RACING	HONDA		212.7	16	Qualifying 1 - GR.A
93 ALBERTO FERRÁNDEZ	FINETWORK MIR JUNIOR TEAM	HONDA		212.7	4	Qualifying 1 - GR.B
13 HAKIM DANISH	MONLAU MOTUL	HONDA		212.0	4	Qualifying 2 - GR.A
18 EDOARDO BERTOLA	AC RACING TEAM	HONDA		212.0	11	Free Practice 2 - GR.A
41 YVONNE CERPA	TEAM HONDA LAGLISSE	HONDA		212.0	20	Qualifying 1 - GR.A
99 RÉMY SANJUAN	MÉCAPROJETS TEAM ADO	HONDA		212.0	14	Free Practice 2 - GR.B
12 ADRIANO DONOSO	TEAM HONDA LAGLISSE	HONDA		211.4	19	Qualifying 1 - GR.A
6 BENJAMIN CAILLET	VILTAÍS RACING JUNIOR	HONDA		211.4	12	Free Practice 2 - GR.A
67 CASEY O'GORMAN	VISIONTRACK RACING TEAM	HONDA		211.4	4	Qualifying 1 - GR.B
25 GONZALO PÉREZ	TEAM LARRESPORT	HONDA		210.7	2	Qualifying 2 - GR.A
94 MARC AGUILAR	TEAM LARRESPORT	HONDA		210.7	15	Free Practice 2 - GR.A
11 DAVID GONZÁLEZ	CUNA DE CAMPEONES	HONDA		210.1	3	Qualifying 1 - GR.B
20 OWEN VAN TRIGT	AGR TEAM	HONDA		210.1	10	Qualifying 1 - GR.A
26 PAU ALSINA	ARTBOX	HONDA		210.1	13	Free Practice 1 - GR.B
54 JESÚS RIOS	MRE TALENT	HONDA		210.1	3	Qualifying 2 - GR.A
21 RUCHÉ MOODLEY	FINETWORK MIR JUNIOR TEAM	HONDA		209.5	10	Free Practice 2 - GR.A
52 JEREMIASZ WOJCIECHOWSKI	KIDZGP BY COVACHA R.T.	HONDA		209.5	12	Qualifying 1 - GR.A
14 EDU GUTIÉRREZ	SUPERHUGO44 TEAM	HONDA		208.8	12	Free Practice 2 - GR.A
22 JESÚS TORRES	CUNA DE CAMPEONES	HONDA		208.8	15	Free Practice 2 - GR.A
30 MATTHIAS ROSTAGNI	MB38 BY MECASPORT	HONDA		208.8	3	Qualifying 2 - GR.A
33 ENZO BELLON	MB38 BY MECASPORT	HONDA		208.8	17	Free Practice 2 - GR.A
43 AMANUEL BRINTON	TEAM ESTRELLA GALICIA 0,0	HONDA		208.8	12	Qualifying 1 - GR.B
51 BRIAN URIARTE	TEAM ESTRELLA GALICIA 0,0	HONDA		208.8	4	Free Practice 2 - GR.A
76 RHYS STEPHENSON	VISIONTRACK RACING TEAM	HONDA		208.8	19	Qualifying 1 - GR.A
53 KIYANO VEIJER	ERNST DUBBINK EVENO RACING	HONDA		208.2	7	Qualifying 1 - GR.B
77 LEANDRO QUINTANS	TEAM LARRESPORT	HONDA		208.2	7	Free Practice 1 - GR.B
81 LORENZ TONI LUCIANO	ARTBOX	HONDA		207.6	14	Free Practice 1 - GR.B
82 KYLE AXEL PAYNE	ILUSION RACING	HONDA		206.9	6	Qualifying 2 - GR.A
17 PEDRO ALOMAR	IGAXTEAM	HONDA		206.3	3	Free Practice 1 - GR.B
34 BRITANNI BELLADONA VACCARINO	FRANDO RACING VHC TEAM	HONDA		206.3	14	Qualifying 1 - GR.B
5 JOHANN EMMANUEL	CUNA DE CAMPEONES	HONDA		205.7	12	Qualifying 1 - GR.B
88 MOHAMMED ABDALAZIZ BINLADIN	LIQUI MOLY HUSQVARNA INTACT GP JUNIOR TEAM	HONDA		205.7	19	Qualifying 1 - GR.B
3 VASILIS PANTELEAKIS	ARTBOX	HONDA		205.1	4	Free Practice 2 - GR.A
8 JONA EISENKOLB	F. KOCH RENNSPORT	HONDA		203.9	4	Free Practice 1 - GR.B
19 LADISLAV LŐRINC	FAU55 TEY RACING	HONDA		203.3	12	Free Practice 1 - GR.B
23 SPYROS FOURTHIOTIS	FIFTY MOTORSPORT	HONDA		203.3	4	Free Practice 2 - GR.B
2 LORIS SCHÖNROCK	F. KOCH RENNSPORT	HONDA		202.1	5	Free Practice 1 - GR.B
32 PANDU PADMOGANI	SF RACING	HONDA		198.1	10	Free Practice 1 - GR.B
9 ELLIOT KASSIGIAN	MÉCAPROJETS TEAM ADO	HONDA		197.5	11	Free Practice 2 - GR.A



ETC
Finetwork FIM JuniorGP Ricardo Tormo
Qualifying 2 - GR.A

Fastest Lap Sequence


Elapsed	No Rider	Team	Bike	Class	Time	Kph	Lap
3:37.105	51 BRIAN URIARTE	TEAM ESTRELLA GALICIA 0,0	HONDA		1:43.368	139.5	2
3:42.357	54 JESÚS RIOS	MRE TALENT	HONDA		1:42.944	140.1	2
5:19.969	51 BRIAN URIARTE	TEAM ESTRELLA GALICIA 0,0	HONDA		1:42.864	140.2	3
5:47.203	1 GUIDO PINI	AC RACING TEAM	HONDA		1:42.817	140.2	3
12:40.192	1 GUIDO PINI	AC RACING TEAM	HONDA		1:42.563	140.6	7
29:34.200	1 GUIDO PINI	AC RACING TEAM	HONDA		1:42.438	140.7	12
37:24.409	51 BRIAN URIARTE	TEAM ESTRELLA GALICIA 0,0	HONDA		1:42.321	140.9	18



ETC
Finetwork FIM JuniorGP Ricardo Tormo
Qualifying 2 - GR.A
Sector Analysis

— Invalidated Lap ■ Personal Best ■ Session Best B Crossing the pit lane

Lap	Time	Sector 1	Sector 2	Sector 3	Sector 4	T.Sp	Lap	Time	Sector 1	Sector 2	Sector 3	Sector 4	T.Sp
51 BRIAN URIARTE ESP TEAM ESTRELLA GALICIA 0,0 HONDA							13	1:42.719	24.120	26.897	23.475	28.227	202.1
1	1:53.737	33.686	27.322	24.091	28.638		14	1:42.929	24.106	26.773	23.522	28.528	200.9
2	1:43.368	24.418	26.836	23.716	28.398	199.8	15	1:52.143	27.616	28.948	26.862	28.717	201.5
3	1:42.864	24.258	26.702	23.593	28.311	200.3	16	1:48.909	24.244	27.513	28.347	28.805	205.7
4	1:43.968	24.178	26.791	24.159	28.840	199.2	17	1:43.407	24.235	27.043	23.615	28.514	199.8
5	1:45.298	24.300	27.311	24.502	29.185	198.6	12 ADRIANO DONOSO ESP TEAM HONDA LAGLISSE HONDA						
6	1:48.321 B	24.152	26.576	23.937	33.656	202.7	1	1:55.520	35.201	27.779	23.912	28.628	
7	6:51.263	5:31.156	27.694	23.856	28.557		2	1:43.953	24.443	27.055	23.807	28.648	205.1
8	1:43.610	24.163	27.025	23.675	28.747	202.7	3	1:45.652	25.853	27.843	23.755	28.201	200.3
9	1:42.678	24.280	26.618	23.508	28.272	199.8	4	1:43.675	24.294	27.028	23.978	28.375	206.9
10	1:42.125	24.050	26.485	23.521	28.069	200.9	5	1:44.094	24.472	27.079	23.851	28.692	202.7
11	1:42.703	24.003	26.583	23.634	28.483	202.7	6	1:43.171	24.387	26.757	23.737	28.290	199.8
12	1:50.408 B	24.173	26.830	24.012	35.393	202.1	7	1:58.036 B	27.996	27.522	24.384	38.134	200.3
13	2:37.300	1:17.061	27.800	23.803	28.636		8	4:53.990	3:28.940	29.816	26.133	29.101	
14	1:43.236	24.316	26.727	23.655	28.538	200.3	9	1:44.754	24.649	27.328	23.750	29.027	198.1
15	1:42.501	24.231	26.540	23.457	28.273	199.8	10	1:42.733	24.292	26.755	23.476	28.210	199.8
16	1:45.933	24.044	29.219	23.974	28.696	200.9	11	1:42.727	24.035	26.690	23.437	28.565	203.3
17	1:42.775	24.084	26.589	23.466	28.636	203.9	12	1:42.733	24.192	26.767	23.524	28.250	203.3
18	1:42.321	23.923	26.570	23.548	28.280	205.1	13	1:43.533	24.263	26.793	23.484	28.993	203.9
19	2:01.578 B	27.736	27.310	25.404	41.128	199.2	14	1:50.598 B	25.758	26.911	23.573	34.356	198.6
1 GUIDO PINI ITA AC RACING TEAM HONDA							15	5:09.468	3:50.014	27.306	23.723	28.425	
1	2:20.856	59.804	27.587	24.358	29.107		16	1:49.199	24.314	27.252	27.262	30.371	206.9
2	1:43.530	24.486	26.961	23.681	28.402	198.1	17	1:47.259	24.224	26.900	27.193	28.942	206.3
3	1:42.817	24.267	26.756	23.536	28.258	200.9	18	1:43.370	24.009	26.911	23.743	28.707	207.6
4	1:44.615	24.280	26.918	24.830	28.587	201.5	13 HAKIM DANISH MYS MONLAU MOTUL HONDA						
5	1:43.290	24.216	26.877	23.563	28.634	200.9	1	2:00.145	37.595	28.913	24.593	29.044	
6	1:42.521	24.108	26.670	23.466	28.277	203.9	2	1:44.337	24.661	27.100	23.801	28.775	201.5
7	1:42.563	24.064	26.703	23.535	28.261	203.3	3	1:42.889	24.117	26.886	23.567	28.319	208.2
8	1:42.744	24.124	26.762	23.497	28.361	202.7	4	1:43.828	24.343	27.103	23.743	28.639	212.0
9	1:48.449 B	24.472	26.891	23.866	33.220	202.1	5	1:43.990	24.609	26.991	23.790	28.600	200.9
10	9:57.703	8:37.657	27.409	23.744	28.893		6	1:43.696	24.169	27.036	23.918	28.573	202.1
11	1:42.674	24.160	26.659	23.347	28.508	205.1	7	1:49.982 B	24.475	27.576	24.120	33.811	201.5
12	1:42.438	24.181	26.604	23.459	28.194	203.3	8	4:46.552	3:22.486	30.091	24.785	29.190	
13	1:42.036	23.997	26.506	23.348	28.185	203.9	9	1:45.603	24.839	27.403	24.270	29.091	196.4
14	1:48.088 B	24.382	27.272	23.533	32.901	201.5	10	1:43.781	24.626	27.000	23.676	28.479	198.6
15	2:39.731	1:18.663	29.390	23.392	28.286		11	1:44.837	24.850	27.424	24.103	28.460	202.1
16	1:42.008	23.940	26.654	23.343	28.071	203.3	12	1:43.293	24.370	26.933	23.638	28.352	206.3
17	1:55.392 B	23.906	26.619	23.408	41.459	207.6	13	1:43.786	24.277	27.096	23.792	28.621	204.5
22 JESÚS TORRES ESP CUNA DE CAMPEONES HONDA							14	1:53.570 B	26.211	28.146	24.324	34.889	202.7
1	1:59.281	36.686	29.472	24.263	28.860		15	2:42.776	1:22.107	27.894	24.112	28.663	
2	1:43.878	24.426	26.975	23.770	28.707	202.1	16	1:43.388	24.510	26.804	23.581	28.493	198.1
3	1:43.571	24.151	26.926	23.833	28.661	204.5	17	1:43.447	24.323	26.965	23.610	28.549	202.7
4	1:43.497	24.375	27.076	23.759	28.287	199.2	18	1:42.809	24.239	26.815	23.453	28.302	202.7
5	1:43.735	24.115	27.076	23.763	28.781	205.7	19	1:42.886	24.092	26.642	23.557	28.595	203.3
6	1:49.119	27.145	29.783	23.696	28.495	193.6	20	1:55.648 B	24.524	26.971	23.679	40.474	199.8
7	1:52.768 B	24.240	27.112	23.901	37.515	202.1	27 RICO SALMELA FIN TEAM ESTRELLA GALICIA 0,0 HONDA						
8	10:08.475	8:47.428	28.015	24.038	28.994		1	1:58.046	37.243	28.392	23.957	28.454	
9	1:43.586	24.441	27.013	23.563	28.569	201.5	2	1:43.678	24.222	27.149	23.809	28.498	207.6
10	1:43.330	24.315	27.008	23.521	28.486	200.3	3	1:43.293	24.189	27.205	23.573	28.326	207.6
11	1:43.051	24.203	26.836	23.555	28.457	200.9	4	1:43.512	24.232	26.976	23.834	28.470	203.3
12	1:42.772	24.080	26.941	23.494	28.257	202.7	5	1:43.767	24.378	26.935	23.807	28.647	196.9



ETC
Finetwork FIM JuniorGP Ricardo Tormo
Qualifying 2 - GR.A
Sector Analysis

— Invalidated Lap ■ Personal Best ■ Session Best B Crossing the pit lane

Lap	Time	Sector 1	Sector 2	Sector 3	Sector 4	T.Sp	Lap	Time	Sector 1	Sector 2	Sector 3	Sector 4	T.Sp
6	1:48.958B	24.441	26.803	23.716	33.998	198.1	4	1:44.410	24.341	27.157	24.108	28.804	205.7
7	6:36.163	5:15.193	28.226	24.073	28.671		5	1:44.390	24.309	27.213	24.217	28.651	208.2
8	1:43.570	24.301	26.870	23.633	28.766	198.6	6	1:44.387	24.423	27.412	23.864	28.688	202.7
9	1:43.500	24.360	26.978	23.730	28.432	199.8	7	1:51.006B	24.285	27.100	24.159	35.462	203.9
10	1:43.425	24.295	26.820	23.756	28.554	198.6	8	7:01.927B	5:28.260	28.547	29.884	35.236	
11	1:43.165	24.310	26.760	23.604	28.491	198.6	9	3:01.903	1:40.993	27.806	24.393	28.711	
12	2:01.258B	30.562	29.708	24.110	36.878	199.8	10	1:43.650	24.434	26.919	23.728	28.569	202.1
13	2:36.098	1:15.962	27.496	23.878	28.762		11	1:47.489	24.526	27.270	25.175	30.518	203.3
14	1:43.218	24.296	26.781	23.689	28.452	198.6	12	1:44.437	24.539	27.161	23.953	28.784	198.1
15	1:43.064	24.334	26.720	23.560	28.450	196.4	13	1:43.368	24.366	27.073	23.691	28.238	200.9
16	1:43.365	24.175	26.914	23.691	28.585	202.1	14	1:43.623	24.144	27.213	23.843	28.423	204.5
17	1:43.689	24.369	27.045	23.813	28.462	198.1	15	1:43.472	24.161	26.972	23.711	28.628	208.8
18	1:42.879	24.425	26.594	23.585	28.275	196.9	16	1:48.480	24.410	27.105	26.077	30.888	208.2
19	2:03.236B	28.235	27.180	24.882	42.939	202.1	17	1:47.007	24.578	27.461	25.499	29.469	204.5
							18	1:45.401	24.666	27.436	24.008	29.291	203.9

54 JESÚS RIOS ESP
MRE TALENT HONDA

1	1:59.413	37.685	28.883	24.044	28.801	
2	1:42.944	24.088	26.916	23.594	28.346	203.9
3	1:43.210	24.030	27.172	23.594	28.414	210.1
4	1:44.353	24.346	27.436	23.926	28.645	199.8
5	1:43.844	24.266	27.005	23.828	28.745	198.6
6	1:54.125B	24.826	27.428	24.248	37.623	199.2
7	8:27.167	7:06.758	27.394	23.836	29.179	
8	1:43.705	24.445	26.959	23.663	28.638	198.6
9	1:45.231	24.331	26.838	23.888	30.174	198.6
10	1:54.042B	25.009	27.263	24.281	37.489	196.9
11	3:12.666	1:48.941	27.930	24.821	30.974	
12	1:44.499	25.370	26.962	23.668	28.499	194.7
13	1:43.500	24.183	26.870	23.581	28.866	200.3
14	1:43.299	24.182	26.782	23.605	28.730	199.2
15	1:51.487	25.474	28.015	27.283	30.715	198.1
16	1:46.185	24.082	27.263	25.449	29.391	202.1
17	1:45.109	24.289	26.843	24.816	29.161	196.4

7 BEÑAT FERNÁNDEZ ESP
FRANCO RACING VHC TEAM HONDA

1	1:55.771	26.584	33.318	27.338	28.531	
2	1:43.961	24.394	27.106	23.888	28.573	206.3
3	1:43.863	24.365	27.043	23.870	28.585	205.1
4	1:45.320	25.106	27.557	24.051	28.606	194.7
5	1:43.413	24.102	26.903	23.847	28.561	210.1
6	1:44.675	24.488	26.815	24.738	28.634	199.2
7	1:52.258B	25.012	28.150	25.479	33.617	203.9
8	6:32.734	5:13.253	27.098	23.760	28.623	
9	1:43.297	24.344	26.794	23.738	28.421	205.7
10	1:44.168	24.420	27.368	23.881	28.499	205.1
11	1:43.425	24.170	27.044	23.750	28.461	207.6
12	1:51.740B	24.554	27.058	23.758	36.370	204.5
13	6:56.572	5:33.831	28.373	24.234	30.134	
14	1:53.009	25.054	27.337	23.993	36.625	195.3
15	1:46.272	24.139	27.035	25.114	29.984	209.5
16	1:44.594	24.195	27.058	23.933	29.408	205.1

25 GONZALO PÉREZ ESP
TEAM LARRESPORT HONDA

1	2:00.456	38.513	29.198	24.144	28.601	
2	1:43.446	24.211	27.103	23.695	28.437	210.7
3	1:43.359	24.053	26.846	24.004	28.456	206.9
4	1:43.355	24.182	27.030	23.714	28.429	205.7
5	1:43.364	24.307	26.815	23.711	28.531	202.7
6	1:44.388	24.755	27.003	23.824	28.806	195.8
7	1:56.684B	26.261	29.185	25.362	35.876	199.8
8	13:39.355B	...	29.001	24.354	34.792	
9	2:51.539B	1:24.236	27.741	24.385	35.177	
10	3:08.313	1:46.379	27.794	25.213	28.927	
11	1:44.290	24.539	27.349	23.695	28.707	199.8
12	1:43.734	24.441	27.087	23.592	28.614	200.9
13	1:43.545	24.235	27.001	23.686	28.623	200.3
14	1:57.578B	24.496	26.972	23.616	42.494	203.3


21 RUCHÉ MOODLEY ZAF
FINETWORK MIR JUNIOR TEAM HONDA

1	2:00.185	38.109	29.120	24.260	28.696	
2	1:44.539	24.297	27.256	24.196	28.790	206.9
3	1:47.337	27.026	27.521	24.100	28.690	208.2
4	1:43.961	24.488	27.081	23.969	28.423	201.5
5	1:47.086	24.415	27.658	24.698	30.315	200.9
6	1:43.799	24.431	27.027	23.852	28.489	200.9
7	1:43.801	24.322	27.139	23.900	28.440	202.1
8	1:43.889	24.358	27.105	23.814	28.612	198.1
9	1:48.673B	24.535	27.257	24.105	32.776	198.1
10	5:20.019B	3:54.283	27.675	23.966	34.095	
11	2:48.168	1:27.275	27.894	24.476	28.523	
12	2:00.824B	30.248	28.511	25.627	36.438	202.7
13	2:40.249	1:20.540	27.189	23.946	28.574	
14	1:43.814	24.367	27.004	23.894	28.549	198.1
15	1:43.750	24.332	26.949	23.731	28.738	199.2
16	1:43.543	24.237	27.135	23.728	28.443	200.3
17	1:44.292	24.273	27.700	23.800	28.519	199.8

70 KRISTIAN DANIEL USA
MRE TALENT HONDA

1	2:01.445	38.272	29.446	24.684	29.043	
2	1:44.755	24.514	27.292	24.263	28.686	205.1
3	1:44.125	24.214	27.212	23.967	28.732	205.7

20 OWEN VAN TRIGT NLD
AGR TEAM HONDA



ETC
Finetwork FIM JuniorGP Ricardo Tormo
Qualifying 2 - GR.A
Sector Analysis

— Invalidated Lap ■ Personal Best ■ Session Best B Crossing the pit lane

Lap	Time	Sector 1	Sector 2	Sector 3	Sector 4	T.Sp	Lap	Time	Sector 1	Sector 2	Sector 3	Sector 4	T.Sp
1	2:01.594	38.635	29.159	24.782	29.018		1	1:54.552	32.407	28.378	24.831	28.936	
2	1:44.105	24.542	27.218	23.829	28.516	205.7	2	1:45.272	24.636	27.510	24.262	28.864	200.9
3	1:43.691	24.265	27.190	23.655	28.581	202.1	3	1:45.130	24.932	27.574	24.019	28.605	203.9
4	1:44.589	24.501	27.562	23.797	28.729	202.1	4	1:45.216	24.784	27.786	24.056	28.590	202.1
5	1:44.148	24.536	26.989	23.864	28.759	201.5	5	1:45.279	24.838	27.417	24.313	28.711	206.3
6	1:44.407	24.401	27.485	23.778	28.743	205.1	6	1:44.303	24.313	27.217	24.049	28.724	205.1
7	1:54.813B	26.023	27.512	23.968	37.310	199.2	7	1:53.961B	24.513	27.505	24.788	37.155	206.3
8	10:14.438	8:52.621	27.871	24.852	29.094		8	6:25.732	5:01.592	30.086	24.358	29.696	
9	1:51.457B	24.733	27.348	23.872	35.504	197.5	9	1:45.533	25.032	27.934	24.121	28.446	205.1
10	3:08.735	1:47.554	27.252	23.844	30.085		10	1:44.865	24.594	27.331	24.390	28.550	203.9
11	1:44.170	24.548	27.031	24.062	28.529	202.1	11	1:44.628	24.570	27.333	24.004	28.721	208.2
12	1:43.893	24.356	27.206	23.668	28.663	200.3	12	1:54.480B	24.479	27.478	26.209	36.314	205.7
13	1:44.156	24.253	26.849	24.017	29.037	202.1	13	6:11.317	4:50.316	27.623	24.310	29.068	
14	1:48.703	26.786	28.361	23.932	29.624	207.6	14	1:43.962	24.380	27.132	23.832	28.618	203.3
15	1:49.187	25.293	27.063	27.858	28.973	196.9	15	1:44.017	24.360	27.148	23.992	28.517	205.1
16	1:43.750	24.263	27.078	23.574	28.835	203.9	16	1:52.697B	24.187	26.999	23.745	37.766	205.1
							17	2:13.446B	44.215	29.258	25.021	34.952	

33 ENZO BELLON FRA
MB38 BY MECASPORT HONDA

1	1:56.736	27.250	32.472	27.827	29.187	
2	1:44.933	24.859	27.340	24.002	28.732	201.5
3	1:45.237	24.591	27.781	23.985	28.880	205.7
4	1:44.508	24.456	27.397	24.103	28.552	197.5
5	1:44.485	24.505	27.250	24.010	28.720	203.3
6	1:44.483	24.533	27.257	24.066	28.627	200.9
7	1:53.096B	24.826	28.208	25.021	35.041	200.9
8	8:10.074	6:39.442	29.056	30.539	31.037	
9	1:45.609	24.896	27.404	24.204	29.105	196.4
10	1:44.186	24.561	27.128	23.885	28.612	198.6
11	1:44.132	24.399	27.184	23.810	28.739	200.9
12	1:47.411	24.632	29.264	24.221	29.294	205.7
13	1:50.431	24.754	28.590	27.933	29.154	196.9
14	1:43.897	24.319	27.180	23.695	28.703	205.1
15	1:45.304	24.304	27.556	24.294	29.150	204.5
16	1:48.078	24.803	27.323	25.252	30.700	202.1
17	1:48.435	24.778	27.494	25.765	30.398	195.8
18	1:44.613	24.404	27.085	23.952	29.172	200.3

94 MARC AGUILAR ESP
TEAM LARRESPORT HONDA

1	2:00.416	38.011	29.304	24.388	28.713	
2	1:44.012	24.517	27.255	23.864	28.376	207.6
3	1:44.209	24.328	27.204	23.680	28.997	206.9
4	1:44.137	24.307	27.025	23.894	28.911	203.9
5	1:44.012	24.313	27.163	23.907	28.629	204.5
6	1:43.930	24.361	27.157	23.892	28.520	202.7
7	1:52.675B	24.352	28.122	24.334	35.867	205.1
8	13:38.645B	...	28.249	26.038	38.968	
9	3:51.277B	2:20.339	29.322	25.089	36.527	
10	2:12.709	52.857	27.223	23.843	28.786	
11	1:44.149	24.544	27.379	23.669	28.557	201.5
12	1:43.876	24.309	27.119	23.781	28.667	205.7
13	1:43.822	24.351	27.092	23.687	28.692	200.9
14	1:58.482B	24.722	27.592	25.288	40.880	200.3


18 EDOARDO BERTOLA ITA
AC RACING TEAM HONDA

41 YVONNE CERPA ESP
TEAM HONDA LAGLISSE HONDA

1	1:57.218	35.629	28.429	24.112	29.048	
2	1:45.091	24.851	27.411	24.023	28.806	205.1
3	1:45.199	24.436	27.383	24.492	28.888	207.6
4	1:45.072	24.474	27.508	24.096	28.994	209.5
5	1:44.574	24.660	27.192	23.950	28.772	197.5
6	1:44.134	24.515	26.956	23.900	28.763	202.7
7	1:54.465B	24.688	27.520	24.692	37.565	202.7
8	8:25.385	7:04.009	27.690	24.229	29.457	
9	1:46.211	24.784	27.403	24.447	29.577	194.7
10	1:54.380B	24.955	27.571	24.982	36.872	197.5
11	2:59.286	1:35.167	28.920	25.312	29.887	
12	1:50.149	25.002	27.479	27.783	29.885	193.6
13	1:46.454	24.923	27.368	25.085	29.078	194.7
14	1:46.477	25.157	27.455	24.304	29.561	196.4
15	1:50.038	24.992	27.325	27.297	30.424	204.5
16	1:50.247	24.556	28.055	28.313	29.323	205.1
17	1:45.694	24.571	27.332	24.349	29.442	200.3

37 MARIANOS NIKOLIS AUS
ILUSION RACING HONDA


1	1:56.917	35.112	28.344	24.419	29.042	
2	1:44.646	24.488	27.375	23.920	28.863	208.2
3	1:45.209	24.561	27.669	24.033	28.946	205.1
4	1:46.098	24.637	27.968	24.384	29.109	203.9
5	1:45.122	24.719	27.469	24.181	28.753	205.7
6	1:44.704	24.428	27.440	24.109	28.727	204.5
7	1:52.506B	24.356	27.787	24.148	36.215	206.3
8	8:12.067	6:51.466	27.500	24.080	29.021	
9	1:44.744	24.408	27.287	24.197	28.852	200.3
10	1:44.162	24.369	27.236	23.955	28.602	203.3
11	1:48.392	24.676	28.964	25.466	29.286	206.9
12	1:47.864	27.310	27.868	24.036	28.650	199.8
13	1:44.264	24.464	27.352	23.914	28.534	205.7
14	1:44.145	24.353	27.446	23.806	28.540	203.9
15	1:44.590	24.438	27.385	24.011	28.756	206.3
16	1:49.171	24.801	27.660	27.640	29.070	206.9
17	1:47.745	24.342	27.331	27.268	28.804	208.8



ETC
Finetwork FIM JuniorGP Ricardo Tormo
Qualifying 2 - GR.A
Sector Analysis

— Invalidated Lap ■ Personal Best ■ Session Best B Crossing the pit lane

Lap	Time	Sector 1	Sector 2	Sector 3	Sector 4	T.Sp	Lap	Time	Sector 1	Sector 2	Sector 3	Sector 4	T.Sp		
18	1:44.264	24.335	27.337	23.799	28.793	208.2	14	1:49.749	24.396	27.484	26.842	31.027	206.9		
52	JEREMIASZ WOJCIECHOWSKI POL							15	1:47.258	24.660	27.947	24.809	29.842	203.9	
	KIDZGP BY COVACHA R.T. HONDA							16	1:44.926	24.428	27.157	24.185	29.156	205.7	
1	1:55.122	33.934	27.840	24.439	28.909		14	EDU GUTIÉRREZ ESP							
2	1:45.002	24.560	27.629	24.179	28.634	203.9		SUPERHUGO44 TEAM HONDA							
3	1:46.844	25.138	28.424	24.681	28.601	200.9	1	1:59.870	35.654	30.370	24.825	29.021			
4	1:46.640	25.337	27.310	24.725	29.268	199.2	2	1:45.345	24.733	27.885	23.930	28.797	201.5		
5	1:45.567	24.723	27.748	24.269	28.827	200.3	3	1:44.822	24.469	27.606	23.878	28.869	202.1		
6	1:44.432	24.583	27.269	23.990	28.590	199.8	4	1:46.106	24.868	27.536	24.499	29.203	200.3		
7	1:52.564 B	24.613	27.133	24.108	36.710	203.9	5	1:52.589 B	24.458	27.269	24.139	36.723	203.9		
8	6:24.915	5:03.577	27.901	24.722	28.715		6	12:10.005	...	31.733	27.215	30.681			
9	1:44.707	24.783	27.126	24.103	28.695	198.1	7	1:54.749 B	24.961	27.903	24.421	37.464	198.6		
10	1:44.296	24.585	27.040	23.982	28.689	200.3	8	2:43.864	1:17.192	31.231	25.695	29.746			
11	1:45.757	24.566	27.223	24.544	29.424	206.3	9	1:46.814	24.959	28.048	24.441	29.366	205.7		
12	1:49.343	24.729	28.292	25.592	30.730	200.9	10	1:49.003	25.222	27.713	24.495	31.573	196.4		
13	1:51.925 B	24.855	27.498	24.116	35.456	200.3	11	1:45.756	25.175	27.185	24.178	29.218	194.7		
14	4:30.154	3:08.340	27.706	24.551	29.557		12	1:44.932	24.474	27.016	24.256	29.186	204.5		
15	1:46.150	25.002	27.472	24.345	29.331	196.9	13	1:50.473	24.608	28.126	27.747	29.992	203.9		
16	1:52.159 B	25.086	27.666	24.500	34.907	196.9	14	1:47.570	24.298	27.266	26.810	29.196	208.8		
17	2:13.498	45.316	31.459	26.386	30.337		15	1:45.448	24.645	27.359	24.142	29.302	199.2		
6	BENJAMIN CAILLET FRA							82	KYLE AXEL PAYNE GBR						
	VILTAIS RACING JUNIOR HONDA								ILUSION RACING HONDA						
1	1:54.792	33.128	28.046	24.733	28.885		1	1:57.619	35.078	28.926	24.504	29.111			
2	1:45.321	24.740	27.422	24.408	28.751	198.6	2	1:45.656	24.816	27.542	24.294	29.004	205.1		
3	1:44.402	24.511	27.254	23.925	28.712	203.9	3	1:45.686	25.152	27.770	23.986	28.778	202.1		
4	1:44.988	25.129	27.252	24.004	28.603	196.9	4	1:45.714	24.826	27.533	24.210	29.145	199.8		
5	1:44.836	24.502	27.627	24.137	28.570	199.8	5	1:45.484	24.889	27.355	24.349	28.891	205.1		
6	1:44.990	24.694	27.344	24.157	28.795	207.6	6	1:45.853	24.673	27.664	24.059	29.457	206.9		
7	1:45.114	24.554	27.151	24.191	29.218	202.7	7	1:45.554	25.036	27.744	24.024	28.750	199.8		
8	1:44.698	24.787	27.198	23.927	28.786	198.1	8	1:54.271 B	24.861	27.758	24.375	37.277	198.6		
9	1:53.843 B	24.802	28.453	24.847	35.741	196.9	9	6:36.047	5:15.072	27.939	24.088	28.948			
10	8:08.773	6:48.267	27.633	24.135	28.738		10	1:45.580	24.622	27.398	24.157	29.403	199.2		
11	1:54.459	29.360	28.799	24.759	31.541	204.5	11	1:46.381	25.016	27.571	24.687	29.107	196.9		
12	1:45.562	24.830	27.202	23.903	29.627	199.2	12	1:45.130	24.657	27.526	24.106	28.841	200.9		
13	1:44.038	24.553	27.120	23.861	28.504	202.7	13	1:45.536	24.474	27.782	24.042	29.238	201.5		
14	1:44.595	24.516	27.683	23.871	28.525	206.3	14	1:54.992 B	24.887	27.693	24.533	37.879	199.2		
15	1:44.191	24.555	27.028	23.962	28.646	205.7	15	2:52.982	1:30.281	28.736	24.655	29.310			
16	1:50.815	24.882	27.927	28.189	29.817	205.1	16	1:45.576	24.914	27.534	24.037	29.091	197.5		
17	2:00.099	24.465	27.263	39.237	29.134	205.1	17	1:45.172	24.756	27.422	24.035	28.959	199.2		
90	LUCA AGOSTINELLI VNM							18	1:45.223	24.685	27.374	24.013	29.151	199.2	
	IGAXTEAM HONDA							76	RHYS STEPHENSON GBR						
1	2:20.862	58.884	28.274	24.409	29.295			VISIONTRACK RACING TEAM HONDA							
2	1:44.887	24.798	27.244	24.015	28.830	200.3	1	1:56.865	34.481	28.207	24.752	29.425			
3	1:57.674 B	24.756	27.456	25.249	40.213	202.1	2	1:45.288	25.034	27.249	23.992	29.013	206.9		
4	2:45.680	1:24.217	27.742	24.539	29.182		3	1:46.319	24.811	27.593	24.674	29.241	204.5		
5	1:44.930	24.784	27.241	24.028	28.877	198.1	4	1:45.649	24.738	27.358	24.268	29.285	202.7		
6	1:59.121 B	26.228	28.334	26.855	37.704	200.3	5	1:45.585	24.710	27.569	24.371	28.935	207.6		
7	8:45.092	7:23.363	27.935	24.333	29.461		6	1:53.039 B	24.625	27.651	25.031	35.732	202.1		
8	1:58.646 B	25.251	28.221	24.857	40.317	200.3	7	8:20.366	6:57.405	28.472	24.562	29.927			
9	2:39.943	1:17.596	27.911	24.564	29.872		8	1:46.025	24.950	27.592	24.192	29.291	203.3		
10	1:47.744	25.450	28.626	24.431	29.237	201.5	9	1:45.441	24.556	27.644	24.175	29.066	202.1		
11	1:49.873	24.659	27.634	25.478	32.102	205.1	10	1:45.557	24.835	27.445	24.102	29.175	206.3		
12	1:44.550	24.344	27.381	23.949	28.876	205.7	11	1:45.896	24.812	27.699	24.163	29.222	200.9		
13	1:44.829	24.615	27.435	23.935	28.844	205.1	12	1:45.756	24.716	27.504	24.300	29.236	199.8		



ETC

Finetwork FIM JuniorGP Ricardo Tormo

Qualifying 2 - GR.A

Sector Analysis

— Invalidated Lap ■ Personal Best ■ Session Best B Crossing the pit lane

Lap	Time	Sector 1	Sector 2	Sector 3	Sector 4	T.Sp'd	Lap	Time	Sector 1	Sector 2	Sector 3	Sector 4	T.Sp'd
13	1:45.502	24.875	27.469	24.121	29.037	197.5							
14	1:54.040B	25.014	28.345	24.748	35.933	196.9							
15	3:10.313	1:48.521	27.798	24.397	29.597								
16	1:46.009	24.856	27.703	24.163	29.287	198.6							
17	1:45.891	24.774	27.455	24.224	29.438	198.6							

30	MATTHIAS ROSTAGNI	FRA
	MB38 BY MECASPORT	HONDA

1	1:57.805	28.222	29.034	30.455	30.094	
2	1:45.623	24.801	27.493	24.532	28.797	206.3
3	1:45.292	24.735	27.453	23.901	29.203	208.8
4	1:45.658	24.764	27.430	24.116	29.348	196.4
5	1:45.581	24.829	27.473	24.340	28.939	202.7
6	1:49.306	24.761	30.646	24.448	29.451	201.5
7	1:59.908B	25.016	28.071	24.753	42.068	196.9
8	7:42.425	6:19.907	28.506	24.387	29.625	
9	1:47.009	24.913	27.511	24.945	29.640	193.6
10	1:48.964	24.984	27.388	27.147	29.445	197.5
11	1:47.084	24.763	28.020	24.706	29.595	195.8
12	1:46.399	24.793	27.401	24.576	29.629	196.9
13	1:45.641	24.807	27.390	24.170	29.274	197.5
14	1:51.131	24.914	29.755	27.491	28.971	196.4
15	1:45.721	24.837	27.443	24.262	29.179	203.9
16	1:46.926	25.021	27.473	24.827	29.605	199.2
17	1:49.446	24.857	27.511	27.527	29.551	196.4
18	1:45.779	24.428	27.875	24.066	29.410	200.9

3	VASILIS PANTELEAKIS	GRC
	ARTBOX	HONDA

1	2:02.375	37.493	30.247	25.300	29.335	
2	1:46.473	25.025	27.668	24.360	29.420	196.4
3	1:46.355	24.932	27.723	24.513	29.187	195.3
4	1:46.402	24.944	27.648	24.482	29.328	195.8
5	1:46.047	24.942	27.591	24.304	29.210	194.7
6	1:46.240	24.852	27.660	24.447	29.281	194.7
7	1:47.798	25.779	28.608	24.325	29.086	194.2
8	1:56.769B	25.771	28.814	25.050	37.134	195.8
9	7:50.735	6:28.714	28.094	24.625	29.302	
10	14:08.662	...	28.779	24.801	30.034	194.7
11	1:47.695	25.269	27.656	24.625	30.145	191.5

9	ELLIOT KASSIGIAN	FRA
	MECAPROJETS TEAM ADO	HONDA

1	2:04.065	36.939	31.534	25.420	30.172	
2	1:48.206	25.366	28.115	24.687	30.038	187.3
3	1:47.972	25.230	28.194	24.610	29.938	185.8
4	1:47.965	25.369	28.081	24.620	29.895	185.3
5	1:48.650	25.331	28.021	24.556	30.742	184.3
6	1:47.518	25.201	27.837	24.571	29.909	186.8
7	1:57.882B	25.220	28.226	25.836	38.600	184.8
8	7:47.448	6:19.028	33.545	24.770	30.105	
9	1:47.812	25.184	27.929	24.710	29.989	185.3
10	1:47.951	25.766	27.825	24.402	29.958	186.8
11	1:53.548	30.157	28.625	24.488	30.278	188.9