


4185 m.

SHARK GRAND PRIX DE FRANCE

Practice Nr. 2

Classification

6

	Rider	Nation	Team	Motorcycle	Time	Lap	Total	Gap	Top Speed
1	5 Jaume MASIA	SPA	Leopard Racing	HONDA	1'41.846	15	15		216.7
2	71 Ayumu SASAKI	JPN	Liqui Moly Husqvarna Intact GP	HUSQVARNA	1'41.983	12	13	0.137 0.137	217.7
3	43 Xavier ARTIGAS	SPA	CFMOTO Racing PruestelGP	CFMOTO	1'42.164	16	16	0.318 0.181	218.6
4	55 Romano FENATI	ITA	Rivacold Snipers Team	HONDA	1'42.192	14	16	0.346 0.028	218.6
5	96 Daniel HOLGADO	SPA	Red Bull KTM Tech3	KTM	1'42.259	9	16	0.413 0.067	221.6
6	99 José Antonio RUEDA	SPA	Red Bull KTM Ajo	KTM	1'42.342	12	16	0.496 0.083	219.6
7	48 Ivan ORTOLÁ	SPA	Angeluss MTA Team	KTM	1'42.491	14	16	0.645 0.149	218.2
8	66 Joel KELSO	AUS	CFMOTO Racing PruestelGP	CFMOTO	1'42.545	7	11	0.699 0.054	216.3
9	53 Deniz ÖNCÜ	TUR	Red Bull KTM Ajo	KTM	1'42.663	11	15	0.817 0.118	217.2
10	7 Filippo FARIOLI	ITA	Red Bull KTM Tech3	KTM	1'42.708	16	16	0.862 0.045	215.8
11	63 Syarifuddin AZMAN	MAL	MT Helmets - MSI	KTM	1'42.708	10	13	0.862	217.2
12	6 Ryusei YAMANAKA	JPN	Gaviota GASGAS Aspar M3	GASGAS	1'42.762	14	15	0.916 0.054	218.6
13	10 Diogo MOREIRA	BRA	MT Helmets - MSI	KTM	1'42.783	12	14	0.937 0.021	222.0
14	64 Mario AJI	INA	Honda Team Asia	HONDA	1'42.845	11	15	0.999 0.062	213.0
15	19 Scott OGDEN	GBR	VisionTrack Racing Team	HONDA	1'42.934	12	16	1.088 0.089	216.7
16	18 Matteo BERTELLE	ITA	Rivacold Snipers Team	HONDA	1'42.975	15	16	1.129 0.041	216.7
17	22 Ana CARRASCO	SPA	BOE Motorsports	KTM	1'43.036	15	16	1.190 0.061	216.7
18	72 Taiyo FURUSATO	JPN	Honda Team Asia	HONDA	1'43.065	13	13	1.219 0.029	216.3
19	82 Stefano NEPA	ITA	Angeluss MTA Team	KTM	1'43.122	15	15	1.276 0.057	216.7
20	16 Andrea MIGNO	ITA	CIP Green Power	KTM	1'43.127	14	14	1.281 0.005	215.8
21	80 David ALONSO	COL	Gaviota GASGAS Aspar M3	GASGAS	1'43.256	6	16	1.410 0.129	217.7
22	70 Joshua WHATLEY	GBR	VisionTrack Racing Team	HONDA	1'43.277	15	15	1.431 0.021	214.9
23	38 David SALVADOR	SPA	CIP Green Power	KTM	1'43.589	12	13	1.743 0.312	217.2
24	54 Riccardo ROSSI	ITA	SIC58 Squadra Corse	HONDA	1'43.720	11	14	1.874 0.131	216.7
25	95 Collin VEIJER	NED	Liqui Moly Husqvarna Intact GP	HUSQVARNA	1'44.089	8	9	2.243 0.369	215.3
26	24 Tatsuki SUZUKI	JPN	Leopard Racing	HONDA	1'44.160	2	4	2.314 0.071	214.9
27	27 Kaito TOBA	JPN	SIC58 Squadra Corse	HONDA	1'44.215	7	8	2.369 0.055	213.0

Practice condition: Dry

Air: 17°

Humidity: 67%

Ground: 34°

Fastest Lap:	Lap: 15	Jaume MASIA	1'41.846	147.9 Km/h
Best Race Lap:	2020	Celestino VIETTI	1'41.690	148.1 Km/h
All Time Lap Record:	2020	Jaume MASIA	1'41.399	148.5 Km/h

The results are provisional until the end of the limit for protest and appeals.

Time limit for protest expires 30' after publication of the results - Time:

These data/results cannot be reproduced, stored and/or transmitted in whole or in part by any manner of electronic, mechanical, photocopying, recording, broadcasting or otherwise now known or herein after developed without the previous express consent by the copyright owner, except for reproduction in daily press and regular printed publications on sale to the public within 60 days of the event related to those data/results and always provided that copyright symbol appears together as follows below.

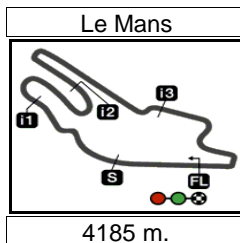
© DORNA, 2023

Official MotoGP Timing by TISSOT
www.motogp.com

Le Mans, Friday, May 12, 2023

moto3™





Results and timing service provided by TISSOT

Moto3™

SHARK GRAND PRIX DE FRANCE

Practice Nr. 2

Combined Practice Times

7

	Rider	Nation	Team	MOTORCYCLE	P1	P2	Gap
1	5 J.MASIA	SPA	Leopard Racing	HONDA	1'43.383 13	1'41.846 15	
2	71 A.SASAKI	JPN	Liqui Moly Husqvarna Intact GP	HUSQVARNA	1'42.402 12	1'41.983 12	0.137 0.137
3	43 X.ARTIGAS	SPA	CFMOTO Racing PruestelGP	CFMOTO	1'43.373 12	1'42.164 16	0.318 0.181
4	55 R.FENATI	ITA	Rivacold Snipers Team	HONDA	1'43.696 14	1'42.192 14	0.346 0.028
5	96 D.HOLGADO	SPA	Red Bull KTM Tech3	KTM	1'43.256 13	1'42.259 9	0.413 0.067
6	99 J.RUEDA	SPA	Red Bull KTM Ajo	KTM	1'43.596 13	1'42.342 12	0.496 0.083
7	48 I.ORTOLÁ	SPA	Angeluss MTA Team	KTM	1'44.154 14	1'42.491 14	0.645 0.149
8	10 D.MOREIRA	BRA	MT Helmets - MSI	KTM	1'42.510 12	1'42.783 12	0.664 0.019
9	66 J.KELSO	AUS	CFMOTO Racing PruestelGP	CFMOTO	1'43.728 9	1'42.545 7	0.699 0.035
10	53 D.ÖNCÜ	TUR	Red Bull KTM Ajo	KTM	1'43.152 12	1'42.663 11	0.817 0.118
11	7 F.FARIOLI	ITA	Red Bull KTM Tech3	KTM	1'44.174 13	1'42.708 16	0.862 0.045
12	63 S.AZMAN	MAL	MT Helmets - MSI	KTM	1'43.624 14	1'42.708 10	0.862
13	6 R.YAMANAKA	JPN	Gaviota GASGAS Aspar M3	GASGAS	1'44.269 15	1'42.762 14	0.916 0.054
14	64 M.AJI	INA	Honda Team Asia	HONDA	1'44.398 6	1'42.845 11	0.999 0.083
15	19 S.OGDEN	GBR	VisionTrack Racing Team	HONDA	1'43.835 16	1'42.934 12	1.088 0.089
16	18 M.BERTELLE	ITA	Rivacold Snipers Team	HONDA	1'43.773 16	1'42.975 15	1.129 0.041
17	22 A.CARRASCO	SPA	BOE Motorsports	KTM	1'44.971 12	1'43.036 15	1.190 0.061
18	72 T.FURUSATO	JPN	Honda Team Asia	HONDA	1'44.823 11	1'43.065 13	1.219 0.029
19	82 S.NEPA	ITA	Angeluss MTA Team	KTM	1'43.665 13	1'43.122 15	1.276 0.057
20	16 A.MIGNO	ITA	CIP Green Power	KTM	1'43.253 15	1'43.127 14	1.281 0.005
21	80 D.ALONSO	COL	Gaviota GASGAS Aspar M3	GASGAS	1'43.465 14	1'43.256 6	1.410 0.129
22	70 J.WHATLEY	GBR	VisionTrack Racing Team	HONDA	1'44.414 13	1'43.277 15	1.431 0.021
23	24 T.SUZUKI	JPN	Leopard Racing	HONDA	1'43.465 14	1'44.160 2	1.619 0.188
24	38 D.SALVADOR	SPA	CIP Green Power	KTM	1'44.820 13	1'43.589 12	1.743 0.124
25	54 R.ROSSI	ITA	SIC58 Squadra Corse	HONDA	1'43.754 14	1'43.720 11	1.874 0.131
26	95 C.VEIJER	NED	Liqui Moly Husqvarna Intact GP	HUSQVARNA	1'44.780 17	1'44.089 8	2.243 0.369
27	27 K.TOBA	JPN	SIC58 Squadra Corse	HONDA	1'44.261 17	1'44.215 7	2.369 0.126

Pole Position Record:	2020	Jaume MASIA	1'41.399	148.5 Km/h
Best Race Lap:	2020	Celestino VIETTI	1'41.690	148.1 Km/h
All Time Lap Record:	2020	Jaume MASIA	1'41.399	148.5 Km/h

The results are provisional until the end of the limit for protest and appeals.

Time limit for protest expires 60' after publication of the results - Time:

These data/results cannot be reproduced, stored and/or transmitted in whole or in part by any manner of electronic, mechanical, photocopying, recording, broadcasting or otherwise now known or herein after developed without the previous express consent by the copyright owner, except for reproduction in daily press and regular printed publications on sale to the public within 60 days of the event related to those data/results and always provided that copyright symbol appears together as follows below.

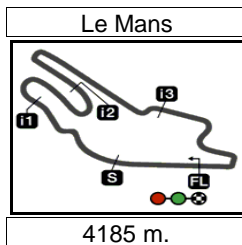
© DORNA, 2023

Official MotoGP Timing by TISSOT

www.motogp.com

Le Mans, Friday, May 12, 2023





Results and timing service provided by **TISSOT**

Moto3™

SHARK GRAND PRIX DE FRANCE

Practice Nr. 2

Top Speed & Average

8



Rider	Nation	Motorcycle	Top 5 speeds					Average	Top
10 Diogo MOREIRA	BRA	KTM	222.0	219.1	215.8	214.9	213.9	217.1	222.0
96 Daniel HOLGADO	SPA	KTM	221.6	220.6	220.6	219.6	218.6	220.2	221.6
99 José Antonio RUEDA	SPA	KTM	219.6	219.1	218.2	215.8	215.8	217.4	219.6
6 Ryusei YAMANAKA	JPN	GASGAS	218.6	216.7	216.7	216.7	215.8	216.7	218.6
43 Xavier ARTIGAS	SPA	CFMOTO	218.6	217.7	216.7	216.7	216.3	217.2	218.6
55 Romano FENATI	ITA	HONDA	218.6	213.0	212.6	212.6	211.7	213.4	218.6
48 Ivan ORTOLÁ	SPA	KTM	218.2	216.7	215.8	213.9	213.9	215.7	218.2
71 Ayumu SASAKI	JPN	HUSQVARNA	217.7	216.7	216.3	216.3	215.8	216.6	217.7
80 David ALONSO	COL	GASGAS	217.7	216.7	215.8	214.9	214.9	216.0	217.7
38 David SALVADOR	SPA	KTM	217.2	214.4	213.9	213.5	212.1	214.2	217.2
53 Deniz ÖNCÜ	TUR	KTM	217.2	216.7	216.3	215.8	214.4	216.1	217.2
63 Syarifuddin AZMAN	MAL	KTM	217.2	214.9	214.4	213.9	213.9	214.9	217.2
5 Jaume MASIA	SPA	HONDA	216.7	216.7	216.7	216.3	215.8	216.4	216.7
18 Matteo BERTELLE	ITA	HONDA	216.7	216.3	215.8	215.3	213.9	215.6	216.7
19 Scott OGDEN	GBR	HONDA	216.7	216.3	214.4	213.9	213.5	215.0	216.7
22 Ana CARRASCO	SPA	KTM	216.7	216.7	216.3	216.3	215.8	216.4	216.7
54 Riccardo ROSSI	ITA	HONDA	216.7	215.8	214.9	214.4	213.9	215.1	216.7
82 Stefano NEPA	ITA	KTM	216.7	216.7	216.3	215.8	214.4	215.7	216.7
66 Joel KELSO	AUS	CFMOTO	216.3	216.3	215.3	213.9	213.5	215.1	216.3
72 Taiyo FURUSATO	JPN	HONDA	216.3	215.3	214.9	214.4	213.9	215.0	216.3
7 Filippo FARIOLI	ITA	KTM	215.8	214.9	214.4	214.4	213.5	214.6	215.8
16 Andrea MIGNO	ITA	KTM	215.8	214.9	213.9	213.5	213.0	214.0	215.8
95 Collin VEIJER	NED	HUSQVARNA	215.3	214.9	214.4	213.5	213.0	214.2	215.3
24 Tatsuki SUZUKI	JPN	HONDA	214.9	214.9	212.1			214.0	214.9
70 Joshua WHATLEY	GBR	HONDA	214.9	214.4	213.9	213.9	213.5	214.1	214.9
27 Kaito TOBA	JPN	HONDA	213.0	212.6	211.7	210.3	209.9	211.5	213.0
64 Mario AJI	INA	HONDA	213.0	212.6	212.1	211.2	211.2	211.9	213.0

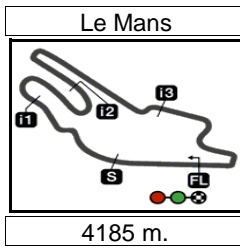
These data/results cannot be reproduced, stored and/or transmitted in whole or in part by any manner of electronic, mechanical, photocopying, recording, broadcasting or otherwise now known or herein after developed without the previous express consent by the copyright owner, except for reproduction in daily press and regular printed publications on sale to the public within 60 days of the event related to those data/results and always provided that copyright symbol appears together as follows below.

© DORNA, 2023

Official MotoGP Timing by TISSOT
www.motogp.com



Le Mans, Friday, May 12, 2023



SHARK GRAND PRIX DE FRANCE

Practice Nr. 2

Chronological Analysis of Performances

9

* Lap / Sector time cancelled T1 Time from finish line to 1st intermediate T3 Time from 2nd intermed. to 3rd intermed.
P Crossing the finish line in pit lane T2 Time from 1st intermed. to 2nd intermed. T4 Time from 3rd intermediate to finish line

Lap	Lap Time	T1	T2	T3	T4	Speed	Lap	Lap Time	T1	T2	T3	T4	Speed						
1st 5 Jaume MASIA Leopard Racing SPA							4th 55 Romano FENATI Rivacold Snipers Tea ITA												
Full laps=10							Full laps=11												
1	2'15.564	34.052	24.508	30.154	27.481		1	3'02.763	33.261	24.127	30.155	27.107							
2	1'43.776	24.898	22.905	29.322	26.651	213.0	2	1'44.311	25.172	23.013	29.403	26.723	211.2						
3	1'43.732	24.800	22.886	29.235	26.811	216.7	3	1'43.480	24.857	22.777	29.338	26.508	211.2						
4	1'43.427 *	24.690	22.913	29.213*	26.611*	216.3	4	1'43.394 *	24.766	22.766	29.334	26.528	212.6						
5	1'43.191	24.567	22.886	29.210	26.528	216.7	5	1'46.146 P	24.825	22.784	29.404	29.133	211.7						
6	1'43.445 *	24.758	22.858*	29.179	26.650	214.9	6	5'29.843 *	33.17*	23.566	29.915	26.748							
7	1'50.695 P	26.259	24.241	30.391	29.804	213.9	7	1'48.589	25.512	23.855	29.952	29.270	210.3						
8	7'35.915	34.716	23.455	29.502	27.049		8	1'43.844	24.955	22.999	29.405	26.485	210.8						
9	1'43.234	24.813	22.745	29.158	26.518	213.5	9	1'43.214	24.803	22.793	29.240	26.378	210.8						
10	1'42.970	24.607	22.770	29.100	26.493	214.4	10	1'43.031 *	24.712	22.651	29.218	26.450	210.3						
11	1'47.145 P	24.661	22.831	29.926	29.727	212.6	11	1'45.964 P	24.783	22.888	30.019	28.274	211.2						
12	5'25.895	34.438	23.071	29.543	26.702		12	4'57.154 *	34.363	25.362									
13	1'42.967 *	24.60*	22.669	29.228	26.470	213.9	13	1'42.459	24.764	22.506	29.059	26.130	213.0						
14	1'42.424	24.428	22.609	29.069	26.318	215.8	14	1'42.192	24.371	22.501	28.995	26.325	218.6						
15	1'41.846	24.340	22.480	28.795	26.231	216.7	15	1'42.870 *	24.65*	22.719	29.164	26.334	212.6						
2nd 71 Ayumu SASAKI Liqui Moly Husqvarna JPN							5th 96 Daniel HOLGADO Red Bull KTM Tech3 SPA												
Full laps=10							Full laps=13												
1	3'55.663	31.501	23.917	29.698	26.897		1	2'43.906	32.291	24.266	29.904	27.052							
2	1'44.113 *	25.069	22.954	29.304*	26.786*	213.0	2	1'43.951	25.066	23.043	29.315	26.527	214.4						
3	1'43.565	24.806	22.652	29.278	26.829	216.3	3	1'43.149 *	24.599	22.823	29.247	26.480*	214.4						
4	1'43.193 *	24.697	22.730*	29.243	26.523	216.7	4	1'42.790	24.534	22.633	29.203	26.420	217.2						
5	1'42.938	24.771	22.560	29.117	26.490	214.4	5	1'42.890 *	24.52*	22.818*	29.146	26.399	216.3						
6	1'43.012	24.750	22.606	29.120	26.536	214.9	6	1'42.846	24.578	22.807	29.085	26.376	214.4						
7	1'42.706	24.598	22.585	28.939	26.584	215.3	7	1'42.829 *	24.54*	22.775	29.134	26.374	214.9						
8	1'42.691 *	24.660	22.564	28.944	26.523	215.3	8	1'50.636	27.661	26.433	29.658	26.884	215.8						
9	1'50.753 P	25.736	23.611	30.232	31.174	215.8	9	1'42.259 *	24.423	22.639	28.997	26.200	219.6						
10	12'35.393	31.256	23.536	29.163	26.532		10	1'49.304 P	24.381	23.613	29.619	31.691	218.6						
11	1'42.083	24.485	22.400	28.869	26.329	214.9	11	9'01.362 *	32.40*	23.353	29.107	26.628							
12	1'41.983	24.470	22.422	28.746	26.345	216.3	12	1'44.248	25.243	23.765	28.891	26.349	216.3						
13	1'42.240	24.450	22.557	28.875	26.358	217.7	13	1'42.466	24.413	22.819	28.840	26.394	220.6						
3rd 43 Xavier ARTIGAS CFMOTO Racing Pru SPA							14 1'45.235 24.487 22.643 29.038 29.067 214.4												
1	3'42.163	51.780	24.673	29.665	27.277		15	1'42.407	24.320	22.749	28.997	26.341	221.6						
2	1'44.409	25.001	23.184	29.421	26.803	211.7	16	1'42.262	24.333	22.657	28.861	26.411	220.6						
3	1'43.904	24.590	22.876	29.281	27.157	216.3	Fastest Lap: Jaume MASIA Leopard Racing SPA 1'41.846 24.340 22.480 28.795 26.231												
4	1'47.056	24.949	22.910	32.392	26.805	217.7	<p>These data/results cannot be reproduced, stored and/or transmitted in whole or in part by any manner of electronic, mechanical, photocopying, recording, broadcasting or otherwise now known or herein after developed without the previous express consent by the copyright owner, except for reproduction in daily press and regular printed publications on sale to the public within 60 days of the event related to those data/results and always provided that copyright symbol appears together as follows below.</p> <p>© DORNA, 2023</p>												
5	1'43.966	24.771	22.805	29.455	26.935	212.1	<p>Official MotoGP Timing by TISSOT www.motogp.com</p>												
6	1'44.400	25.204	22.989	29.316	26.891	210.8	<p>Le Mans, Friday, May 12, 2023</p>												
7	1'43.901	24.810	22.848	29.438	26.805	211.2	<p>Page 1 of 5</p>												
8	1'43.635 *	24.846	22.901	29.205	26.683	211.2													
9	1'50.553 P	25.165	23.768	30.270	31.350	211.7													
10	6'48.512	33.695	23.653	29.521	26.834														

Fastest Lap: Jaume MASIA Leopard Racing SPA 1'41.846 24.340 22.480 28.795 26.231

These data/results cannot be reproduced, stored and/or transmitted in whole or in part by any manner of electronic, mechanical, photocopying, recording, broadcasting or otherwise now known or herein after developed without the previous express consent by the copyright owner, except for reproduction in daily press and regular printed publications on sale to the public within 60 days of the event related to those data/results and always provided that copyright symbol appears together as follows below.

© DORNA, 2023



Practice Nr. 2

Moto3

Lap	Lap Time	T1	T2	T3	T4	Speed	Lap	Lap Time	T1	T2	T3	T4	Speed		
6th	99	José Antonio RUED				Red Bull KTM Ajo	SPA	3	1'43.581	24.738	22.952	29.265	26.626	217.2	
		Full laps=13						4	1'42.825 *	24.617	22.691 *	28.993 *	26.524	216.7	
1	4'28.321	33.647	24.042	30.164	27.390		5	1'43.134	24.756	22.733	28.923	26.722	213.9		
2	1'44.263 *	25.005	23.038	29.532	26.688 *	214.9	6	1'43.384 *	24.799	22.798	29.140	26.647	213.0		
3	1'43.927	24.874	22.880	29.515	26.658	219.1	7	1'47.741 P	24.969	22.757	29.184	30.831	216.3		
4	1'43.614 *	24.81 *	22.867 *	29.406	26.522	215.3	8	9'45.591	33.200	23.148	30.069	27.445			
5	1'43.851	25.136	22.914	29.271	26.530	218.2	9	1'42.821	24.707	22.606	29.069	26.439	213.5		
6	1'43.478	24.863	22.861	29.315	26.439	214.4	10	1'42.780	24.714	22.528	29.120	26.418	213.9		
7	1'43.084	24.715	22.686	29.131	26.552	214.4	11	1'42.663	24.670	22.530	29.076	26.387	215.8		
8	1'44.550 *	25.273	23.142	29.585	26.550	212.6	12	1'43.210 *	24.731	22.684	29.312 *	26.483	213.0		
9	1'49.790 P	24.897	23.493	29.738	31.662	212.1	13	1'42.917	24.762	22.699	28.868	26.588	211.7		
10	7'59.116	31.458	23.118	29.312	26.547		14	1'43.031 *	24.701	22.703	29.093 *	26.534	214.4		
11	1'42.452	24.647	22.564	28.934	26.307	215.8	15	1'42.709	24.629	22.694	28.783	26.603	213.9		
12	1'42.342 *	24.459	22.498	29.029 *	26.356	219.6									
13	1'44.059	24.563	23.924	28.949	26.623	215.8									
14	1'43.364	24.834	22.923	29.248	26.359	213.5									
15	1'43.253 *	24.740	22.810	29.291 *	26.412	215.8									
16	1'43.356	24.818	22.865	28.974	26.699	215.3									
7th	48	Ivan ORTOLÁ				Angeluss MTA Team	SPA								
		Full laps=11													
1	2'51.618	33.374	27.066	32.478	31.098										
2	1'44.373	25.164	23.139	29.348	26.722	213.5									
3	1'43.673 *	24.623	23.003	29.293	26.754 *	213.9									
4	1'43.257	24.572	22.994	29.168	26.523	216.7									
5	1'43.531 *	24.44 *	23.044 *	29.328	26.715	215.8									
6	1'44.302	24.890	23.051	29.569	26.792	212.1									
7	1'44.119 *	24.87 *	22.954	29.449	26.842	212.1									
8	1'50.453 P	27.316	23.873	29.732	29.532	210.8									
9	4'34.652 *	32.98 *	23.682	29.597	26.981										
10	2'10.286 P	48.076	23.731	29.785	28.694	211.2									
11	5'36.753	32.502	23.276	29.402	26.756										
12	1'42.932	24.551	22.768	29.078	26.535	213.9									
13	1'42.963	24.785	22.848	29.051	26.279	211.7									
14	1'42.491 *	24.49 *	22.644	28.978	26.378	213.5									
15	1'45.644	27.140	22.902	29.209	26.393	211.7									
16	1'42.550	24.442	22.671	28.981	26.456	218.2									
8th	66	Joel KELSO				CFMOTO Racing Pru	AUS								
		Full laps=8													
1	3'22.525	32.895	24.162	30.187	27.289										
2	1'45.610	25.132	23.703	29.786	26.989	210.8									
3	1'44.915 *	25.009	23.253	29.611	27.042	211.7									
4	1'48.983 P	24.932	23.118	29.897	31.036	213.0									
5	15'51.381	33.630	23.562	29.589	27.384										
6	1'42.774	24.613	22.699	29.053	26.409	212.6									
7	1'42.545 *	24.542	22.624	29.013	26.366	216.3									
8	1'53.113 *	24.654	22.962			216.3									
9	1'43.639	24.707	22.865	29.397	26.670	213.9									
10	1'43.527	24.671	22.909	29.331	26.616	213.5									
11	1'43.585	24.643	22.905	29.458	26.579	215.3									
9th	53	Deniz ÖNCÜ				Red Bull KTM Ajo	TUR								
		Full laps=12													
1	4'29.627	32.943	23.491	29.830	29.839										
2	1'43.915 *	25.044	22.811	29.301 *	26.759 *	213.5									
10th	7	Filippo FARIOLI				Red Bull KTM Tech3	ITA								
		Full laps=11													
1	2'31.562 *	32.498	23.728	30.116 *	27.715										
2	1'49.579	25.470	23.522	29.903	30.684	209.4									
3	1'48.007 P	25.481	23.458	29.661	29.407	209.0									
4	4'53.963 *	33.927	23.546 *	29.782	27.661										
5	1'45.196	25.071	23.009	29.603	27.513	212.1									
6	1'44.823	25.200	23.224	29.404	26.995	208.6									
7	1'47.027 *	24.942	23.008	29.866 *	29.211	210.3									
8	1'45.004	24.948	23.124	29.561	27.371	213.0									
9	1'45.061 *	25.243	23.098	29.438	27.282 *	209.4									
10	1'45.931 P	24.89 *	22.981	29.349	28.706	210.3									
11	5'51.270 *	31.808	23.125	29.194 *	26.882										
12	1'43.243	24.761	22.846	29.139	26.497	214.4									
13	1'43.405	24.603	22.718	29.252	26.832	214.4									
14	1'43.588	24.793	22.608	29.459	26.728	214.9									
15	1'43.169	24.739	22.823	29.151	26.456	213.5									
16	1'42.708	24.620	22.581	29.023	26.484	215.8									
11th	63	Syarifuddin AZMAN				MT Helmets - MSI	MAL								
		Full laps=8													
1	2'47.795	33.365	23.766	32.768	27.626										
2	1'45.269 *	25.242	23.317	29.667 *	27.043	213.0									
3	1'49.110 P	25.129	23.210	30.370	30.401	212.6									
4	8'41.380	33.332	23.867	29.758	27.091										
5	1'44.620	25.064	23.076	29.539	26.941	211.7									
6	1'44.420 *	24.965	23.306	29.315	26.834	212.1									
7	1'45.652 P	24.839	23.239	29.364	28.210	212.6									
8	7'08.270 *	33.00 *	23.197	29.327	26.816										
9	1'44.520	26.011	22.888	28.974	26.647	214.4									
10	1'42.708 *	24.52 *	22.697	29.116	26.374	217.2									
11	2'11.401	41.231	24.940	30.308	34.922	213.9									
12	1'44.986	25.027	23.217	29.602	27.140	213.9									
13	1'46.045	24.741	22.780	29.087	29.437	214.9									
12th	6	Ryusei YAMANAKA				Gaviota GASGAS Asp	JPN								
		Full laps=12													
1	2'45.518 *	31.217	23.649	29.899	27.350 *										
2	1'44.292	25.118	23.076	29.331	26.767	209.9									
3	1'44.359	25.004	23.313	29.222	26.820	215.3									
4	1'43.427 *	24.703	22.859	29.214	26.651 *	215.8									
5	1'43.753	24.673	22.971	29.374	26.735	218.6									
Fastest Lap:		Jaume MASIA	Leopard Racing	SPA	1'41.846	24.340	22.480	28.795	26.231						

These data/results cannot be reproduced, stored and/or transmitted in whole or in part by any manner of electronic, mechanical, photocopying, recording, broadcasting or otherwise now known or herein after developed without the previous express consent by the copyright owner, except for reproduction in daily press and regular printed publications on sale to the public within 60 days of the event related to those data/results and always provided that copyright symbol appears together as follows below.
© DORNA, 2023

Practice Nr. 2

Moto3

Lap	Lap Time	T1	T2	T3	T4	Speed	Lap	Lap Time	T1	T2	T3	T4	Speed
6	1'43.215 *	24.627	22.876*	29.126	26.586	216.7	9	1'44.642	24.962	23.009	29.849	26.822	209.9
7	1'43.593 *	24.94 *	22.869	29.196	26.587	211.7	10	1'52.838 P	25.778	24.185	30.666	32.209	209.0
8	1'42.969	24.779	22.695	28.944	26.551	216.7	11	7'22.646	37.569	23.858	29.648	26.767	
9	1'47.926 P	24.747	23.325	29.600	30.254	213.9	12	1'42.934	24.652	22.624	29.223	26.435	212.6
10	9'39.175 *	36.446	23.916	29.465	26.807*		13	1'52.243	24.798	23.319	33.864	30.262	216.7
11	1'43.137	24.861	22.704	29.123	26.449	210.8	14	1'43.471	24.696	22.703	29.358	26.714	214.4
12	1'52.045	25.113	22.815	29.235	34.882	214.4	15	1'42.942	24.545	22.709	29.251	26.437	213.9
13	1'43.422	24.916	22.783	29.120	26.603	213.0	16	1'42.958	24.763	22.630	29.165	26.400	216.3
14	1'42.762	24.549	22.696	29.021	26.496	216.7							
15	1'42.928	24.713	22.677	28.923	26.615	215.8							

13th 10 Diogo MOREIRA MT Helmets - MSI BRA
Full laps=9

1	4'30.208	32.731	23.897	29.888	26.827	
2	1'43.457	24.666	22.977	29.115	26.699	215.8
3	1'43.742 *	24.735	22.961	29.251	26.795*	219.1
4	1'43.253	24.710	22.966	29.175	26.402	222.0
5	1'57.961 *	38.59*	23.172	29.481	26.711	214.9
6	1'45.602 P	24.849	22.940	29.289	28.524	212.6
7	6'32.696	31.805	23.258	29.397	26.664	
8	1'43.201 *	24.75*	22.900	29.051	26.496	212.1
9	1'43.750	24.898	22.965	29.249	26.638	211.7
10	1'45.496 P	24.38*	23.316	29.637	28.163	210.3
11	5'15.607	30.930	23.113	29.187	26.384	
12	1'42.783	24.652	22.686	29.180	26.265	211.7
13	1'42.959	24.593	22.832	29.099	26.435	213.5
14	1'44.169	24.699	22.823	29.526	27.121	213.9

14th 64 Mario AJI Honda Team Asia INA
Full laps=12

1	2'49.752	31.429	23.598	30.753	30.206	
2	1'45.057 *	25.381	23.024	29.816*	26.836	211.2
3	1'45.150 *	24.959	22.989	29.918	27.284*	211.2
4	1'44.017	24.954	22.941	29.499	26.623	212.1
5	1'44.842 *	24.96*	22.946*	29.754	27.180	212.6
6	1'46.548	25.828	23.521	30.136	27.063	208.1
7	1'44.899 *	25.28 *	22.946	29.882	26.790	206.8
8	1'48.076 P	25.345	23.103	29.815	29.813	206.8
9	9'30.429	32.202	23.265	29.922	26.756	
10	1'44.209	25.198	22.736	29.646	26.629	205.1
11	1'42.845	24.698	22.579	29.220	26.348	208.6
12	1'45.117	24.641	22.773	29.871	27.832	211.2
13	1'45.555	25.203	22.914	29.598	27.840	205.6
14	1'43.619	25.052	22.646	29.353	26.568	208.1
15	1'43.655	24.895	22.749	29.530	26.481	213.0

15th 19 Scott OGDEN VisionTrack Racing T GBR
Full laps=13

1	2'55.536 *	32.496	23.664	29.904*	27.398	
2	1'44.491	24.936	23.063	29.692	26.800	211.7
3	1'51.113 *	25.08*	23.166	30.754*	32.109	212.6
4	1'44.053	24.879	22.868	29.548	26.758	213.5
5	1'44.321	24.878	22.921	29.580	26.942	210.8
6	1'48.088	25.219	23.511	32.224	27.134	208.6
7	1'44.298	24.955	23.081	29.539	26.723	210.8
8	1'46.552	24.786	23.243	30.228	28.295	213.0

16th 18 Matteo BERTELLE Rivacold Snipers Tea ITA
Full laps=11

1	2'49.406	32.980	25.917	34.344	27.780	
2	1'44.942	25.117	23.299	29.608	26.918	211.7
3	1'44.138	24.691	23.128	29.482	26.837	215.8
4	1'43.923 *	24.813	23.073	29.374	26.663*	213.0
5	1'44.983	24.747	23.557	29.685	26.994	213.5
6	1'44.056 *	24.71*	22.968*	29.464	26.911	213.9
7	1'43.922	24.794	22.976	29.441	26.711	213.0
8	1'53.635 P	27.77*	24.581	31.199	30.081	213.0
9	5'34.154	32.897	24.085	29.623	26.812	
10	1'43.758	24.882	22.905	29.294	26.677	210.3
11	1'43.704	24.853	22.956	29.269	26.626	210.3
12	1'47.974 P	24.961	23.247	30.270	29.496	209.9
13	4'54.508	32.623	28.352	36.305	28.623	
14	1'43.512	24.615	22.882	29.382	26.633	215.3
15	1'42.975	24.496	22.881	29.243	26.355	216.7
16	1'44.506 *	26.30*	22.921	29.024	26.261	216.3

17th 22 Ana CARRASCO BOE Motorsports SPA
Full laps=13

1	2'32.400	32.720	23.865	30.283	27.317	
2	1'45.716	25.014	23.461	30.037	27.204	212.1
3	1'57.345	25.356	24.322	32.662	35.005	209.4
4	1'45.034 *	25.144	23.170	29.767	26.953*	212.6
5	1'46.422	24.991	23.263	30.256	27.912	214.4
6	1'44.850 *	24.92*	23.057*	29.887	26.978	214.4
7	1'44.007	24.787	22.989	29.490	26.741	216.3
8	1'48.015	25.760	25.060	30.126	27.069	216.3
9	1'48.129 P	24.942	23.257	29.987	29.943	215.3
10	9'24.214	36.486	25.329	32.284	28.186	
11	1'43.741	24.800	22.836	29.457	26.648	215.8
12	1'43.550	24.724	22.924	29.345	26.557	215.3
13	1'50.120 *	30.42*	23.722	29.395	26.574	211.2
14	1'43.375	24.625	22.853	29.477	26.420	214.9
15	1'43.036	24.595	22.790	29.235	26.416	216.7
16	1'44.283	24.685	22.997	29.432	27.169	216.7

18th 72 Taiyo FURUSATO Honda Team Asia JPN
Full laps=10

1	3'32.418	42.579	23.873	29.743	27.397	
2	1'45.045 *	25.06*	23.295	29.732*	26.953	212.1
3	1'43.041 *	24.02*	23.070	29.037*	26.910	214.4
4	1'55.105	28.094	25.564	34.569	26.878	213.5
5	1'46.180	24.857	24.063	30.253	27.007	213.9
6	1'44.306	24.976	23.146	29.398	26.786	213.5
7	1'44.155	25.154	22.947	29.367	26.687	214.9

Fastest Lap:	Jaume MASIA	Leopard Racing	SPA	1'41.846	24.340	22.480	28.795	26.231
---------------------	-------------	----------------	-----	-----------------	--------	--------	--------	--------

These data/results cannot be reproduced, stored and/or transmitted in whole or in part by any manner of electronic, mechanical, photocopying, recording, broadcasting or otherwise now known or herein after developed without the previous express consent by the copyright owner, except for reproduction in daily press and regular printed publications on sale to the public within 60 days of the event related to those data/results and always provided that copyright symbol appears together as follows below.
© DORNA, 2023



Practice Nr. 2

Moto3

Lap	Lap Time	T1	T2	T3	T4	Speed	Lap	Lap Time	T1	T2	T3	T4	Speed
8	1'43.367 *	24.75*	22.892	29.144	26.574	213.0	13	1'43.818 *	24.78*	22.954	29.258	26.818	212.6
9	1'50.312 P	25.353	23.656	30.240*	31.063*	215.3	14	1'52.520 *	24.967	22.997	35.059*	29.497	210.3
10	12'42.547	29.449	23.079	28.913	26.469		15	1'44.400	24.788	23.058	29.389	27.165	214.9
11	1'43.151 *	24.88*	22.723	29.066*	26.477	213.5	16	1'44.232	24.891	23.130	29.346	26.865	213.0
12	1'41.697	23.551	22.779	28.790	26.577	213.5							
13	1'43.065	24.716	22.695	29.161	26.493	216.3							

22nd 70 Joshua WHATLEY VisionTrack Racing T GBR
Full laps=12

19th 82 Stefano NEPA Angeluss MTA Team ITA Full laps=10						
1	2'52.253	31.542	30.013	32.302	29.847	
2	1'45.079 *	25.184	23.273	29.714	26.908*	214.4
3	1'44.164 *	24.913	22.960	29.441	26.850*	213.9
4	1'43.867	24.865	22.965	29.281	26.756	214.4
5	1'43.983 *	24.79*	22.938*	29.485	26.767	216.7
6	1'48.616 P	26.640	23.407	29.859	28.710	216.7
7	7'08.141	33.529	23.677	30.074	27.301	
8	1'44.418	24.985	22.998	29.433	27.002	211.7
9	1'44.114	24.908	22.957	29.405	26.844	211.2
10	1'43.864 *	24.90*	22.953	29.292	26.718	211.7
11	1'45.219 P	24.368	23.253	29.902	27.696	210.8
12	5'37.028	36.489	23.884	29.854	27.107	
13	1'43.687	24.849	22.789	29.324	26.725	212.1
14	1'46.358	24.661	22.869	29.440	29.388	216.3
15	1'43.122	24.605	22.749	29.139	26.629	215.8

1	2'48.094 *	33.08*	24.997	36.373	27.520	
2	1'46.024	25.202	23.775	29.923	27.124	213.0
3	1'44.871 *	25.137	23.109	29.754	26.871*	209.9
4	1'44.702 *	25.02*	23.160	29.603	26.910	213.9
5	1'56.294	26.293	24.488	31.647	33.866	212.1
6	1'46.004	25.258	23.265	30.270	27.211	211.7
7	1'45.399	25.119	23.335	30.055	26.890	209.0
8	1'45.248 *	25.20*	23.329	29.652	27.060	208.1
9	1'52.016 P	27.272	23.742	31.652	29.350	201.4
10	9'10.262	32.953	24.564	33.400	26.767	
11	1'43.362	24.817	22.822	29.324	26.399	213.5
12	1'49.732	24.696	23.127	31.104	30.805	213.9
13	1'43.832	24.735	23.024	29.416	26.657	214.4
14	1'43.925	24.696	22.908	29.456	26.865	212.6
15	1'43.277	24.633	22.878	29.325	26.441	214.9

23rd 38 David SALVADOR CIP Green Power SPA
Full laps=12

20th 16 Andrea MIGNO CIP Green Power ITA Full laps=9						
1	2'54.273	31.819	23.541	30.001	27.466	
2	1'44.190	24.970	22.957	29.469	26.794	212.1
3	1'43.900	24.983	22.918	29.356	26.643	213.5
4	1'43.744 *	24.732	22.896	29.379	26.737*	215.8
5	1'43.784	24.786	22.995	29.298	26.705	214.9
6	1'47.313 P	25.27*	23.169*	29.477	29.392	213.0
7	8'18.364	33.589	23.537	29.642	27.210	
8	1'44.922 *	25.50*	23.047	29.462	26.905	210.3
9	1'43.740	24.832	23.003	29.285	26.620	213.0
10	1'45.749 P	25.219	23.176	29.635	27.719	212.6
11	6'09.871	33.543	23.833	29.720	26.934	
12	1'43.339	24.912	22.678	29.084	26.665	209.4
13	1'46.440 *	26.82*	23.220	29.284	27.110	211.7
14	1'43.127	24.665	22.653	29.051	26.758	213.9

1	3'03.717 P					
2	1'46.156					
3	1'54.440 P					
4	4'36.190 *	34.088	24.397*	29.869	26.985	
5	1'45.585	25.335	23.416	29.710	27.124	210.3
6	1'45.175 *	25.539	23.142	29.520*	26.974	209.9
7	1'44.532	25.095	23.106	29.526	26.805	217.2
8	1'44.659	24.837	23.254	29.436	27.132	213.5
9	1'48.998 P	25.244	23.859	30.482	29.413	210.8
10	9'44.641 *	33.401	24.373	29.606*	36.039	
11	1'44.179	24.993	23.010	29.510	26.666	214.4
12	1'43.589	24.909	22.836	29.315	26.529	212.1
13	1'43.638	24.830	22.924	29.261	26.623	213.9

24th 54 Riccardo ROSSI SIC58 Squadra Corse ITA
Full laps=9

21st 80 David ALONSO Gaviota GASGAS Asp COL Full laps=10						
1	2'49.213 P	31.382	24.116	30.855*	30.187	
2	3'23.107 *	34.469	26.039	36.343	28.206*	
3	1'44.937	25.275	23.149	29.576	26.937	212.6
4	1'43.920 *	24.69*	23.333*	29.230	26.658	217.7
5	1'43.464	24.727	22.836	29.094	26.807	215.8
6	1'43.256 *	24.685	22.856	29.086*	26.629	214.9
7	1'44.804	25.170	22.759	29.168	27.707	216.7
8	1'45.410 *	25.146	23.036	29.590*	27.638	212.6
9	1'47.453 P	24.899	23.180	29.519*	29.855	213.5
10	6'50.095 *	33.284	23.931	29.399	26.992	
11	1'45.154 P	24.930	22.781	29.220*	28.223	210.8
12	2'26.847	34.069	25.414	29.773	26.986	

1	3'40.665	54.495	24.708	30.214	27.720	
2	1'45.344 *	25.100	23.490	29.626	27.128*	213.5
3	1'44.843	24.956	23.035	29.616	27.236	215.8
4	1'44.278	24.847	23.086	29.507	26.838	216.7
5	2'08.915	24.904	36.851	36.394	30.766	213.9
6	1'45.318	25.233	23.380	29.632	27.073	213.5
7	1'44.170 *	25.009	23.077	29.245*	26.839	212.6
8	1'47.364 P	24.845	22.919	29.703*	29.897	214.9
9	7'28.291	34.432	23.737	29.614	26.843	
10	1'43.914	24.993	23.002	29.303	26.616	210.8
11	1'43.720 *	24.88*	22.998	29.297*	26.542	211.2
12	1'46.392 P	24.795	23.516	29.677	28.404	211.7
13	4'19.920 *	32.503	23.428			
14	1'43.340	24.739	22.928	29.209	26.464	214.4

Fastest Lap: Jaume MASIA Leopard Racing SPA **1'41.846** 24.340 22.480 28.795 26.231

These data/results cannot be reproduced, stored and/or transmitted in whole or in part by any manner of electronic, mechanical, photocopying, recording, broadcasting or otherwise now known or herein after developed without the previous express consent by the copyright owner, except for reproduction in daily press and regular printed publications on sale to the public within 60 days of the event related to those data/results and always provided that copyright symbol appears together as follows below.
© DORNA, 2023

Practice Nr. 2

Moto3

Lap	Lap Time	T1	T2	T3	T4	Speed	Lap	Lap Time	T1	T2	T3	T4	Speed
25th	95	Collin VEIJER			Liqui Moly Husqvarna NED		Full laps=7						
1	3'58.772	32.829	24.530	30.020	27.736								
2	1'46.143 *	25.404	23.445	29.843	27.451*	212.1							
3	1'45.847	25.181	23.297	29.787	27.582	215.3							
4	1'45.223 *	25.097	23.391*	29.476	27.259	214.9							
5	1'45.959	25.223	23.603	29.730	27.403	211.2							
6	1'48.537	25.087	23.237	32.834	27.379	212.1							
7	1'44.418	25.013	23.055	29.343	27.007	213.0							
8	1'44.089 *	24.829	22.988	29.282	26.990	214.4							
9	2'00.686 P	26.790	23.963	38.637	31.296	213.5							
26th	24	Tatsuki SUZUKI			Leopard Racing JPN		Full laps=1						
1	3'31.370	48.300	23.862	29.850	27.075								
2	1'44.160	25.054	22.979	29.390	26.737	212.1							
	unfinished	24.885	22.663	29.296		214.9							
3	1'47.776	27.481	23.866	29.335	27.094								
4	1'44.167	25.038	22.954	29.458	26.717	214.9							
27th	27	Kaito TOBA			SIC58 Squadra Corse JPN		Full laps=5						
1	3'40.125	48.822	24.595	30.219	27.416								
2	1'45.208	25.141	23.198	29.605	27.264	210.3							
3	1'44.937	24.975	22.930	29.572	27.460	213.0							
4	1'44.485	24.986	22.985	29.557	26.957	212.6							
	unfinished	25.136				209.0							
5	1'52.306	31.143	24.012	29.898	27.253								
6	1'44.970	25.184	23.284	29.566	26.936	209.4							
7	1'44.215	24.980	23.030	29.440	26.765	209.9							
8	1'44.305	24.909	22.970	29.602	26.824	211.7							

Fastest Lap: Jaume MASIA Leopard Racing SPA **1'41.846** 24.340 22.480 28.795 26.231

These data/results cannot be reproduced, stored and/or transmitted in whole or in part by any manner of electronic, mechanical, photocopying, recording, broadcasting or otherwise now known or herein after developed without the previous express consent by the copyright owner, except for reproduction in daily press and regular printed publications on sale to the public within 60 days of the event related to those data/results and always provided that copyright symbol appears together as follows below.
© DORNA, 2023

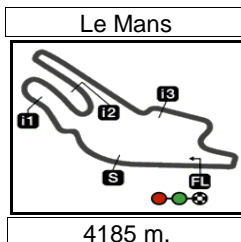
Official MotoGP Timing by TISSOT
www.motogp.com

Le Mans, Friday, May 12, 2023

Page 5 of 5

motoEJ





Results and timing service provided by **TISSOT**

Moto3™

SHARK GRAND PRIX DE FRANCE

Practice Nr. 2

Best Partial Times

IT Ideal Lap Time, sum of the best partial times

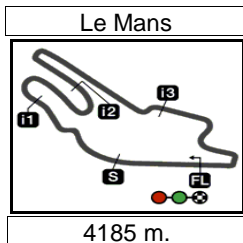
BT Best Lap Time

T1		T2		T3		T4				IT		BT
Pos	Rider	Time	Rider	Time	Rider	Time	Rider	Time	Pos	Rider	IT	BT
1	D.HOLGADO	24.320	A.SASAKI	22.400	A.SASAKI	28.746	R.FENATI	26.130	1	J.MASIA	1'41.846	1'41.846 (1)
2	J.MASIA	24.340	J.MASIA	22.480	X.ARTIGAS	28.770	D.HOLGADO	26.200	2	A.SASAKI	1'41.925	1'41.983 (2)
3	R.FENATI	24.371	J.RUEDA	22.498	J.MASIA	28.795	J.MASIA	26.231	3	D.HOLGADO	1'41.993	1'42.259 (5)
4	I.ORTOLÁ	24.442	R.FENATI	22.501	D.HOLGADO	28.840	M.BERTELLE	26.261	4	R.FENATI	1'41.997	1'42.192 (4)
5	A.SASAKI	24.450	D.ÖNCÜ	22.528	R.YAMANAKA	28.923	D.MOREIRA	26.265	5	X.ARTIGAS	1'42.164	1'42.164 (3)
6	J.RUEDA	24.459	M.AJI	22.579	J.RUEDA	28.934	I.ORTOLÁ	26.279	6	J.RUEDA	1'42.198	1'42.342 (6)
7	X.ARTIGAS	24.472	F.FARIOLI	22.581	S.AZMAN	28.974	J.RUEDA	26.307	7	I.ORTOLÁ	1'42.343	1'42.491 (7)
8	M.BERTELLE	24.496	X.ARTIGAS	22.601	I.ORTOLÁ	28.978	X.ARTIGAS	26.321	8	D.ÖNCÜ	1'42.525	1'42.663 (9)
9	S.AZMAN	24.521	S.OGDEN	22.624	D.ÖNCÜ	28.993	A.SASAKI	26.329	9	J.KELSO	1'42.545	1'42.545 (8)
10	J.KELSO	24.542	J.KELSO	22.624	R.FENATI	28.995	M.AJI	26.348	10	S.AZMAN	1'42.566	1'42.708 (11)
11	S.OGDEN	24.545	D.HOLGADO	22.633	J.KELSO	29.013	J.KELSO	26.366	11	D.MOREIRA	1'42.595	1'42.783 (13)
12	R.YAMANAKA	24.549	I.ORTOLÁ	22.644	F.FARIOLI	29.023	S.AZMAN	26.374	12	R.YAMANAKA	1'42.598	1'42.762 (12)
13	D.MOREIRA	24.593	A.MIGNO	22.653	M.BERTELLE	29.024	D.ÖNCÜ	26.387	13	M.BERTELLE	1'42.662	1'42.975 (16)
14	A.CARRASCO	24.595	T.SUZUKI	22.663	D.MOREIRA	29.051	J.WHATLEY	26.399	14	F.FARIOLI	1'42.663	1'42.708 (10)
15	F.FARIOLI	24.603	R.YAMANAKA	22.677	A.MIGNO	29.051	S.OGDEN	26.400	15	S.OGDEN	1'42.734	1'42.934 (15)
16	S.NEPA	24.605	D.MOREIRA	22.686	T.FURUSATO	29.066	A.CARRASCO	26.416	16	M.AJI	1'42.788	1'42.845 (14)
17	D.ÖNCÜ	24.617	T.FURUSATO	22.695	D.ALONSO	29.086	R.YAMANAKA	26.449	17	T.FURUSATO	1'42.954	1'43.065 (18)
18	J.WHATLEY	24.633	S.AZMAN	22.697	S.NEPA	29.139	F.FARIOLI	26.456	18	A.MIGNO	1'42.989	1'43.127 (20)
19	M.AJI	24.641	S.NEPA	22.749	S.OGDEN	29.165	R.ROSSI	26.464	19	A.CARRASCO	1'43.036	1'43.036 (17)
20	A.MIGNO	24.665	D.ALONSO	22.759	R.ROSSI	29.209	T.FURUSATO	26.477	20	S.NEPA	1'43.122	1'43.122 (19)
21	D.ALONSO	24.685	A.CARRASCO	22.790	M.AJI	29.220	D.SALVADOR	26.529	21	D.ALONSO	1'43.159	1'43.256 (21)
22	T.FURUSATO	24.716	J.WHATLEY	22.822	A.CARRASCO	29.235	A.MIGNO	26.620	22	J.WHATLEY	1'43.178	1'43.277 (22)
23	R.ROSSI	24.739	D.SALVADOR	22.836	C.VEIJER	29.282	D.ALONSO	26.629	23	R.ROSSI	1'43.331	1'43.720 (24)
24	C.VEIJER	24.829	M.BERTELLE	22.881	T.SUZUKI	29.296	S.NEPA	26.629	24	D.SALVADOR	1'43.510	1'43.589 (23)

These data/results cannot be reproduced, stored and/or transmitted in whole or in part by any manner of electronic, mechanical, photocopying, recording, broadcasting or otherwise now known or herein after developed without the previous express consent by the copyright owner, except for reproduction in daily press and regular printed publications on sale to the public within 60 days of the event related to those data/results and always provided that copyright symbol appears together as follows below.
© DORNA, 2023

Official MotoGP Timing by **TISSOT**
www.motogp.com





Results and timing service provided by **TISSOT**

SHARK GRAND PRIX DE FRANCE

Practice Nr. 2

Best Partial Times

Moto3™

IT Ideal Lap Time, sum of the best partial times

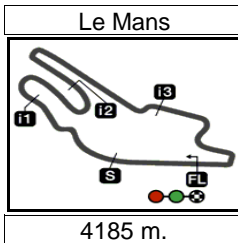
BT Best Lap Time

		T1		T2		T3		T4					
<i>Pos</i>	<i>Rider</i>	<i>Time</i>	<i>Rider</i>	<i>Time</i>	<i>Rider</i>	<i>Time</i>	<i>Rider</i>	<i>Time</i>	<i>Pos</i>	<i>Rider</i>	<i>IT</i>	<i>BT</i>	
25	D.SALVADOR	24.830	R.ROSSI	22.919	D.SALVADOR	29.315	T.SUZUKI	26.717	25	T.SUZUKI	1'43.561	1'44.160	(26)
26	T.SUZUKI	24.885	K.TOBA	22.930	J.WHATLEY	29.324	K.TOBA	26.765	26	K.TOBA	1'44.044	1'44.215	(27)
27	K.TOBA	24.909	C.VEIJER	22.988	K.TOBA	29.440	C.VEIJER	26.990	27	C.VEIJER	1'44.089	1'44.089	(25)

These data/results cannot be reproduced, stored and/or transmitted in whole or in part by any manner of electronic, mechanical, photocopying, recording, broadcasting or otherwise now known or herein after developed without the previous express consent by the copyright owner, except for reproduction in daily press and regular printed publications on sale to the public within 60 days of the event related to those data/results and always provided that copyright symbol appears together as follows below.
© DORNA, 2023

Official MotoGP Timing by **TISSOT**
www.motogp.com






Results and timing service provided by **TISSOT**

Moto3™

SHARK GRAND PRIX DE FRANCE

Practice Nr. 2

Fastest Laps Sequence

<i>Practice Time</i>	 <i>Rider</i>	<i>Nation</i>	<i>Motorcycle</i>	<i>Time</i>	<i>Km/h</i>	<i>Rider's Lap</i>
3'59.340	5 Jaume MASIA	SPA	HONDA	1'43.776	145.1	2
5'43.072	5 Jaume MASIA	SPA	HONDA	1'43.732	145.2	3
6'11.006	96 Daniel HOLGADO	SPA	KTM	1'43.149	146.0	3
9'36.686	96 Daniel HOLGADO	SPA	KTM	1'42.890	146.4	5
9'39.948	53 Deniz ÖNCÜ	TUR	KTM	1'42.825	146.5	4
14'15.190	71 Ayumu SASAKI	JPN	HUSQVARNA	1'42.706	146.6	7
15'57.881	71 Ayumu SASAKI	JPN	HUSQVARNA	1'42.691	146.7	8
16'35.256	96 Daniel HOLGADO	SPA	KTM	1'42.259	147.3	9
32'06.110	71 Ayumu SASAKI	JPN	HUSQVARNA	1'42.083	147.5	11
33'48.093	71 Ayumu SASAKI	JPN	HUSQVARNA	1'41.983	147.7	12
36'06.226	5 Jaume MASIA	SPA	HONDA	1'41.846	147.9	15

These data/results cannot be reproduced, stored and/or transmitted in whole or in part by any manner of electronic, mechanical, photocopying, recording, broadcasting or otherwise now known or herein after developed without the previous express consent by the copyright owner, except for reproduction in daily press and regular printed publications on sale to the public within 60 days of the event related to those data/results and always provided that copyright symbol appears together as follows below.

© DORNA, 2023

Official MotoGP Timing by **TISSOT**
www.motogp.com

Le Mans, Friday, May 12, 2023

