

5077 m.

GRAN PREMIO TISSOT DE ARAGÓN**Race Nr. 1****Classification after 15 laps = 76.155 km**

Pos	Rider	Nation	Team	Motorcycle	Total Time	Km/h	Gap
1	25 96 Daniel HOLGADO	SPA	Red Bull MotoGP Rookies Cup	KTM	30'44.689	148.6	
2	20 64 David MUÑOZ	SPA	Red Bull MotoGP Rookies Cup	KTM	30'44.820	148.6	0.131
3	16 80 David ALONSO	COL	Red Bull MotoGP Rookies Cup	KTM	30'44.885	148.6	0.196
4	13 92 Diogo MOREIRA	BRA	Red Bull MotoGP Rookies Cup	KTM	30'45.021	148.5	0.332
5	11 28 Matteo BERTELLE	ITA	Red Bull MotoGP Rookies Cup	KTM	30'45.098	148.5	0.409
6	10 7 Daniel MUÑOZ	SPA	Red Bull MotoGP Rookies Cup	KTM	30'48.650	148.3	3.961
7	9 72 Taiyo FURUSATO	JPN	Red Bull MotoGP Rookies Cup	KTM	30'55.059	147.7	10.370
8	8 23 Alex MILLAN	SPA	Red Bull MotoGP Rookies Cup	KTM	30'55.114	147.7	10.425
9	7 58 Luca LUNETTA	ITA	Red Bull MotoGP Rookies Cup	KTM	30'55.285	147.7	10.596
10	6 77 Filippo FARIOLI	ITA	Red Bull MotoGP Rookies Cup	KTM	30'55.339	147.7	10.650
11	5 19 Scott OGDEN	GBR	Red Bull MotoGP Rookies Cup	KTM	30'55.522	147.7	10.833
12	4 95 Collin VEIJER	NED	Red Bull MotoGP Rookies Cup	KTM	31'00.748	147.3	16.059
13	3 13 Sho NISHIMURA	JPN	Red Bull MotoGP Rookies Cup	KTM	31'00.822	147.3	16.133
14	2 8 Eddie O'SHEA	GBR	Red Bull MotoGP Rookies Cup	KTM	31'10.132	146.5	25.443
15	1 42 Soma GÖRBE	HUN	Red Bull MotoGP Rookies Cup	KTM	31'10.232	146.5	25.543
16	5 Tatchakorn BUASRI	THA	Red Bull MotoGP Rookies Cup	KTM	31'10.246	146.5	25.557
17	21 Demis MIHAILA	ITA	Red Bull MotoGP Rookies Cup	KTM	31'10.471	146.5	25.782
18	39 Bartholomé PERRIN	FRA	Red Bull MotoGP Rookies Cup	KTM	31'35.412	144.8	50.723
19	9 Freddie HEINRICH	GER	Red Bull MotoGP Rookies Cup	KTM	31'35.464	144.6	50.775
20	14 Cormac BUCHANAN	NZE	Red Bull MotoGP Rookies Cup	KTM	31'35.810	144.6	51.121

Not Classified

24	Ivan ORTOLÁ	SPA	Red Bull MotoGP Rookies Cup	KTM	18'26.911	148.6	6 laps
78	Jakob ROSENTHALER	AUT	Red Bull MotoGP Rookies Cup	KTM	14'41.900	145.0	8 laps

Race condition: Dry

Air: 27°

Humidity: 47%

Ground: 40°

Pole Position:**Fastest Lap:****Best Race Lap:****All Time Lap Record:**

	Daniel HOLGADO	2'01.064	150.9 Km/h
Lap 6	David MUÑOZ	2'01.869	149.9 Km/h
2020	Izan GUEVARA	2'01.125	150.8 Km/h
2021	Daniel HOLGADO	2'01.064	150.9 Km/h

16:15'00

16:27'57

16:31'02

16:31'03 Tatchakorn BUASRI16:31'03 Alex MILLAN

16:31'50

16:39'12 Alex MILLAN

16:47'31 Jakob ROSENTHALER

16:49'43 Ivan ORTOLÁ

16:51'04 Sho NISHIMURA16:52'06 Bartholomé PERRIN16:53'04 Tatchakorn BUASRI16:54'53 Daniel MUÑOZ17:03'12 Bartholomé PERRIN**SIGHTING LAP START****WARM UP LAP START****RACE START****double long lap penalty****long lap penalty****No jump start****double long lap penalty - failed to comply with long lap penalty**

crashed out - Rider OK

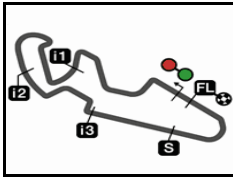
stopped with machine problems

long lap penalty due to exceeding track limit**track limits warning****track limits warning****track limits warning****3 seconds penalty - failed to comply with long lap penalty**

The results are provisional until the end of the limit for protest and appeals.

Time limit for protest expires 30' after publication of the results - Time:

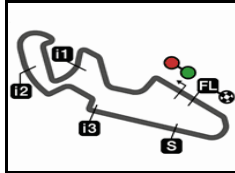
DORNA DATA PROCESSING TIMING SERVICE DORNA DATA PROCESSING TIMING SERVICE DORNA DATA PROCESSING TIMING SERVICE DORNA DATA PROCESSING TIMING SERVICE DORNA DATA PROCESSING TIMING SERVICE DORNA DATA PROCESSING TIMING SERVICE DORNA DATA PROCESSING TIMING SERVICE DORNA DATA PROCESSING TIMING SERVICE DORNA DATA PROCCESSS



5077 m.

GRAN PREMIO TISSOT DE ARAGÓN**Race Nr. 1****Top Speed & Average**

Rider	Nation	Motorcycle	Top 5 speeds					Average	Top
92 Diogo MOREIRA	BRA	KTM	223.8	222.9	222.0	221.5	221.1	221.9	223.8
13 Sho NISHIMURA	JPN	KTM	223.4	222.5	222.0	218.9	218.4	220.6	223.4
77 Filippo FARIOLI	ITA	KTM	223.4	222.5	220.6	219.3	218.9	220.6	223.4
80 David ALONSO	COL	KTM	223.4	221.5	220.2	220.2	219.7	220.8	223.4
5 Tatchakorn BUASRI	THA	KTM	222.5	220.6	219.7	219.3	219.3	220.3	222.5
7 Daniel MUÑOZ	SPA	KTM	222.0	216.2	215.8	215.8	215.0	217.0	222.0
19 Scott OGDEN	GBR	KTM	222.0	221.5	221.5	219.7	219.7	220.7	222.0
24 Ivan ORTOLÁ	SPA	KTM	222.0	220.2	218.9	218.9	218.4	219.3	222.0
28 Matteo BERTELLE	ITA	KTM	222.0	221.5	221.5	221.1	219.7	220.9	222.0
23 Alex MILLAN	SPA	KTM	221.5	221.1	220.2	220.2	219.7	220.4	221.5
58 Luca LUNETTA	ITA	KTM	221.5	221.1	219.7	218.9	218.4	219.9	221.5
95 Collin VEIJER	NED	KTM	221.5	219.7	218.4	218.4	216.2	218.4	221.5
9 Freddie HEINRICH	GER	KTM	221.1	220.2	213.7	213.7	213.7	216.5	221.1
96 Daniel HOLGADO	SPA	KTM	221.1	218.9	218.4	216.2	215.0	217.1	221.1
39 Bartholomé PERRIN	FRA	KTM	219.7	218.0	217.5	216.7	215.0	217.4	219.7
42 Soma GÖRBE	HUN	KTM	219.7	218.4	218.0	217.1	217.1	218.1	219.7
64 David MUÑOZ	SPA	KTM	219.7	219.7	218.0	217.5	217.1	218.4	219.7
72 Taiyo FURUSATO	JPN	KTM	219.7	219.7	219.3	218.9	218.4	219.2	219.7
8 Eddie O'SHEA	GBR	KTM	218.9	217.5	215.0	215.0	214.1	215.4	218.9
21 Demis MIHAILA	ITA	KTM	217.5	217.5	217.1	216.7	216.7	217.1	217.5
14 Cormac BUCHANAN	NZE	KTM	215.8	215.8	212.8	212.8	211.6	213.8	215.8
78 Jakob ROSENTHALER	AUT	KTM	215.4	215.0	215.0	215.0	215.0	215.1	215.4



5077 m.

GRAN PREMIO TISSOT DE ARAGÓN

Race Nr. 1

Chronological Analysis of Performances

* Lap / Sector time cancelled




T1 Time from finish line to 1st intermedate

T3 Time from 2nd intermed. to 3rd intermed.

P Crossing the finish line in pit lane

T2 Time from 1st intermed. to 2nd intermed.

T4 Time from 3rd intermediate to finish line

Lap	Lap Time	T1	T2	T3	T4	Speed	Lap	Lap Time	T1	T2	T3	T4	Speed						
1st 96 Daniel HOLGADO Red Bull MotoGP Roo SPA							9	2'02.501	34.198	34.003	22.699	31.601	212.8						
							10	2'02.554	34.348	33.892	22.752	31.562	214.1						
							11	2'02.909	34.764	34.091	22.470	31.584	217.1						
1	2'06.330	37.683	34.132	22.617	31.898	212.8	12	2'03.194	34.518	34.359	22.986	31.331	223.4						
2	2'02.055	33.958	33.929	22.390	31.778	215.0	13	2'03.981	34.947	34.415	22.707	31.912	213.3						
3	2'02.700	34.666	33.895	22.447	31.692	215.0	14	2'02.689	34.310	33.949	22.647	31.783	213.7						
4	2'02.576	34.275	34.155	22.485	31.661	215.0	15	2'02.819	34.353	34.120	22.689	31.657	215.8						
5	2'02.092	33.945	33.865	22.467	31.815	213.3	4th 92 Diogo MOREIRA Red Bull MotoGP Roo BRA												
6	2'02.186	34.021	33.945	22.586	31.634	216.2	1	2'06.273	38.117	34.158	22.414	31.584	218.9						
7	2'02.487	34.011	33.906	22.547	32.023	212.4	2	2'02.259	34.381	33.844	22.280	31.754	218.4						
8	2'03.690	35.105	34.291	22.835	31.459	221.1	3	2'02.854	35.118	33.992	22.509	31.235	221.1						
9	2'02.533	34.024	34.072	22.537	31.900	212.0	4	2'02.482	34.228	34.221	22.651	31.382	221.5						
10	2'02.622 *	34.086	34.003*	22.680	31.853	214.1	5	2'02.409	34.561	34.033	22.555	31.260	218.4						
11	2'02.457	34.135	34.015	22.506	31.801	214.1	6	2'01.999 *	34.27*	33.917	22.429	31.374	222.0						
12	2'03.653	34.855	34.456	22.907	31.435	218.4	7	2'02.367	34.257	34.016	22.502	31.592	219.7						
13	2'03.885	35.168	34.312	22.961	31.444	218.9	8	2'03.870	34.979	34.357	22.973	31.561	219.3						
14	2'02.640 *	34.103	33.989*	22.556	31.992	212.0	9	2'02.645	34.393	34.130	22.636	31.486	221.1						
15	2'02.783	34.236	34.160	22.510	31.877	212.0	10	2'02.380	34.187	34.119	22.566	31.508	223.8						
2nd 64 David MUÑOZ Red Bull MotoGP Roo SPA							11	2'02.280	34.371	34.100	22.375	31.434	219.3						
1	2'06.607	38.444	34.196	22.586	31.381	217.5	12	2'03.531	34.618	34.392	22.649	31.872	213.7						
2	2'01.874	34.221	33.707	22.397	31.549	219.7	13	2'04.130	35.631	34.170	22.798	31.531	222.9						
3	2'02.658	35.018	33.903	22.354	31.383	219.7	14	2'02.679	34.319	34.040	22.600	31.720	221.1						
4	2'02.561	34.104	34.228	22.645	31.584	215.0	15	2'02.863	34.354	34.089	22.809	31.611	219.3						
5	2'02.546	34.564	33.859	22.554	31.569	215.4	5th 28 Matteo BERTELLE Red Bull MotoGP Roo ITA												
6	2'01.869	33.932	33.743	22.501	31.693	218.0	1	2'06.891	38.586	34.366	22.531	31.408	219.7						
7	2'02.180	33.961	33.868	22.674	31.677	213.3	2	2'02.331	34.385	34.291	22.283	31.372	218.4						
8	2'03.877	34.927	34.238	22.943	31.769	214.1	3	2'02.776	34.674	34.281	22.440	31.381	218.9						
9	2'02.522	34.101	34.030	22.693	31.698	215.0	4	2'02.287	34.099	34.097	22.801	31.290	222.0						
10	2'02.727	34.153	33.948	22.782	31.844	214.5	5	2'02.423	34.429	34.137	22.399	31.458	216.2						
11	2'02.450	34.293	33.971	22.518	31.668	212.4	6	2'01.930	34.148	34.041	22.344	31.397	218.0						
12	2'03.646	34.649	34.356	22.901	31.740	217.1	7	2'02.068	34.157	34.070	22.440	31.401	217.5						
13	2'03.791	34.948	34.345	22.875	31.623	215.4	8	2'03.745	34.776	34.306	23.017	31.646	221.5						
14	2'02.641	34.230	33.922	22.691	31.798	212.0	9	2'02.629	34.351	34.170	22.552	31.556	218.9						
15	2'02.871	34.302	34.191	22.638	31.740	212.4	10	2'02.417	34.199	34.098	22.514	31.606	221.5						
3rd 80 David ALONSO Red Bull MotoGP Roo COL							11	2'02.990	34.874	34.168	22.410	31.538	217.1						
1	2'06.422	38.044	34.189	22.705	31.484	219.7	12	2'03.278	34.444	34.461	22.853	31.520	221.1						
2	2'02.186	34.062	33.938	22.791	31.395	220.2	13	2'03.947	35.144	34.683	22.603	31.517	218.9						
3	2'02.437	34.600	33.935	22.508	31.394	220.2	14	2'02.537	34.322	34.127	22.514	31.574	219.7						
4	2'02.828	34.124	34.564	22.926	31.214	221.5	15	2'02.849	34.462	34.202	22.654	31.531	218.4						
5	2'02.215	34.469	34.002	22.538	31.206	218.4	Fastest Lap: David MUÑOZ Red Bull MotoGP Roo SPA 2'01.869 33.932 33.743 22.501 31.693												
6	2'01.999	33.958	33.728	22.325	31.988	212.0	<small>DORNA DATA PROCESSING .TIMING SERVICE DORNA DATA PROCESSING .TIMING SERVICE DORNA DATA PROCESSING .TIMING SERVICE DORNA DATA PROCESSING .TIMING SERVICE DORNA DATA PROCESSING .TIMING SERVICE DORNA DATA PROCESSING .TIMING SERVICE DORNA DATA PROCESSING .TIMING SERVICE DORNA DATA PROCESSING .TIMING SERVICE DORNA DATA PROCESSING .TIMING SERVICE DORNA DATA PROCESSING .TIMING SERVICE DORNA DATA PROCCEESSS</small>												
7	2'02.163	34.314	33.933	22.559	31.357	219.7	  												
8	2'03.988	34.887	34.396	22.998	31.707	215.8	Alcañiz, Saturday, September 11, 2021												



Race Nr. 1

RookiesCup

Lap	Lap Time	T1	T2	T3	T4	Speed	Lap	Lap Time	T1	T2	T3	T4	Speed	
6th	7	Daniel MUÑOZ Red Bull MotoGP Roo SPA					1	2'08.228	39.092	34.725	22.842	31.569	218.9	
						2	2'03.475	34.457	34.830	22.670	31.518	217.5		
						3	2'02.706 *	<u>34.254</u>	34.206*	22.632	31.614	216.7		
						4	2'02.723	34.590	<u>34.114</u>	<u>22.537</u>	<u>31.482</u>	218.4		
						5	2'02.876	34.257	34.136	22.935	31.548	219.7		
						6	2'03.368	34.617	34.369	22.692	31.690	214.1		
						7	2'03.256	34.560	34.344	22.836	31.516	221.1		
						8	2'03.254	34.429	34.386	22.758	31.681	212.8		
						9	2'03.893	34.697	34.350	22.797	32.049	211.6		
						10	2'03.229	34.527	34.334	22.675	31.693	217.5		
						11	2'03.565	34.677	34.371	22.745	31.772	215.4		
						12	2'03.398	34.569	34.318	22.816	31.695	215.0		
						13	2'04.072	34.917	34.455	22.936	31.764	<u>221.5</u>		
						14	2'03.829	34.807	34.460	22.737	31.825	214.1		
						15	2'03.413	34.514	34.419	22.717	31.763	215.8		
7th	72	Taiyo FURUSATO Red Bull MotoGP Roo JPN					1	2'08.551	39.686	34.538	22.861	31.466	218.0	
						2	2'02.920	34.560	34.249	<u>22.629</u>	31.482	218.9		
						3	2'02.486	34.261	<u>33.954</u>	22.659	31.612	215.4		
						4	2'02.777	<u>34.218</u>	34.073	22.659	31.827	215.0		
						5	2'03.159	34.562	33.996	23.021	31.580	216.7		
						6	2'02.934	34.450	34.177	22.729	31.578	218.9		
						7	2'03.500	34.693	34.241	23.014	31.552	215.0		
						8	2'03.409 *	34.616	34.345*	22.723	31.725	216.7		
						9	2'04.302	35.380	34.257	23.134	31.531	222.5		
						10	2'03.225	34.607	34.433	22.702	31.483	219.3		
						11	2'03.150	34.657	34.337	22.698	<u>31.458</u>	220.6		
						12	2'03.613 *	34.831	34.278*	22.921	31.583	218.0		
						13	2'04.335	35.157	34.649	22.787	31.742	218.0		
						14	2'03.695	34.783	34.481	22.712	31.719	218.4		
						15	2'03.283	34.674	34.390	22.702	31.517	<u>223.4</u>		
8th	23	Alex MILLAN Red Bull MotoGP Roo SPA					1	2'06.937	38.681	34.332	22.577	31.347	<u>221.5</u>	
						2	2'01.859 *	<u>34.105</u>	<u>33.990</u>	<u>22.442</u>	31.322*	221.1		
						3	2'02.819	34.949	34.009	22.554	31.307	220.2		
						4	2'02.401	34.170	34.119	22.869	<u>31.243</u>	219.7		
						5	2'05.658	34.555	36.558	22.749	31.796	215.4		
						6	2'03.061	34.582	34.165	22.634	31.680	219.7		
						7	2'04.895	34.582	36.080	22.603	31.630	215.8		
						8	2'02.439	34.162	34.133	22.772	31.372	220.2		
						9	2'03.649	34.958	34.053	22.820	31.818	212.0		
						10	2'02.994	34.451	34.245	22.623	31.675	218.9		
						11	2'03.446	34.404	34.450	22.810	31.782	215.8		
						12	2'03.742	34.502	34.440	22.944	31.856	214.5		
						13	2'04.045	34.862	34.339	22.996	31.848	217.1		
						14	2'03.680	34.732	34.335	22.622	31.991	214.5		
						15	2'03.489	34.642	34.243	22.712	31.892	215.8		
9th	58	Luca LUNETTA Red Bull MotoGP Roo ITA					1	2'08.503	39.386	34.638	22.960	<u>31.519</u>	219.7	
						2	2'04.081	34.699	34.759	23.090	31.533	<u>221.5</u>		
10th	77	Filippo FARIOLI Red Bull MotoGP Roo ITA					1	2'08.551	39.686	34.538	22.861	31.466	218.0	
						2	2'02.920	34.560	34.249	<u>22.629</u>	31.482	218.9		
						3	2'02.486	34.261	<u>33.954</u>	22.659	31.612	215.4		
						4	2'02.777	<u>34.218</u>	34.073	22.659	31.827	215.0		
						5	2'03.159	34.562	33.996	23.021	31.580	216.7		
						6	2'02.934	34.450	34.177	22.729	31.578	218.9		
						7	2'03.500	34.693	34.241	23.014	31.552	215.0		
						8	2'03.409 *	34.616	34.345*	22.723	31.725	216.7		
						9	2'04.302	35.380	34.257	23.134	31.531	222.5		
						10	2'03.225	34.607	34.433	22.702	31.483	219.3		
						11	2'03.150	34.657	34.337	22.698	<u>31.458</u>	220.6		
						12	2'03.613 *	34.831	34.278*	22.921	31.583	218.0		
						13	2'04.335	35.157	34.649	22.787	31.742	218.0		
						14	2'03.695	34.783	34.481	22.712	31.719	218.4		
						15	2'03.283	34.674	34.390	22.702	31.517	<u>223.4</u>		
11th	19	Scott OGDEN Red Bull MotoGP Roo GBR					1	2'08.930	39.309	35.072	23.114	31.435	221.5	
						2	2'03.354	34.490	34.465	<u>22.653</u>	31.746	215.4		
						3	2'02.420	34.324	34.059	22.699	31.338	219.3		
						4	2'02.916	34.441	34.173	22.653	31.649	216.7		
						5	2'02.490	<u>34.304</u>	<u>34.009</u>	22.865	<u>31.312</u>	219.7		
						6	2'03.320	34.682	34.422	22.689	31.527	218.9		
						7	2'03.092	34.419	34.332	22.781	31.560	217.5		
						8	2'03.676	34.701	34.274	23.064	31.637	219.7		
						9	2'04.007	35.122	34.396	22.959	31.530	221.5		
						10	2'03.186	34.648	34.408	22.709	31.421	<u>222.0</u>		
						11	2'03.382	34.733	34.356	22.667	31.626	218.0		
						12	2'03.417	34.572	34.365	22.930	31.550	219.3		
						13	2'04.097	34.899	34.534	22.841	31.823	216.2		
						14	2'03.666	34.776	34.391	22.741	31.758	217.1		
						15	2'03.569	34.675	34.317	22.750	31.827	219.7		
12th	95	Collin VEIJER Red Bull MotoGP Roo NED					1	2'08.503	39.386	34.638	22.960	<u>31.519</u>	219.7	
						2	2'04.081	34.699	34.759	23.090	31.533	<u>221.5</u>		

Fastest Lap: David MUÑOZ Red Bull MotoGP Roo SPA **2'01.869** 33.932 33.743 22.501 31.693

DORNA DATA PROCESSING TIMING SERVICE DORNA DATA PROCESSING TIMING SERVICE DORNA DATA PROCESSING TIMING SERVICE DORNA DATA PROCESSING TIMING SERVICE DORNA DATA PROCESSING TIMING SERVICE DORNA DATA PROCESSING TIMING SERVICE DORNA DATA PROCESSING TIMING SERVICE DORNA DATA PROCCEESSS



Race Nr. 1

RookiesCup

Lap	Lap Time	T1	T2	T3	T4	Speed	Lap	Lap Time	T1	T2	T3	T4	Speed
3	2'03.495	34.493	34.447	22.795	31.760	218.4	5	2'04.216	34.627	34.546	22.814	32.229	210.0
4	2'03.602	34.398	34.575	22.800	31.829	215.4	6	2'03.951	34.720	34.384	22.762	32.085	212.0
5	2'03.317	34.342	34.362	22.674	31.939	212.8	7	2'04.221	34.925	34.327	22.922	32.047	216.7
6	2'03.387	34.397	34.420	22.635	31.935	215.0	8	2'04.803	34.766	34.988	22.864	32.185	211.6
7	2'03.316	34.366	34.374	22.663	31.913	214.1	9	2'04.466	34.629	34.521	23.006	32.310	213.3
8	2'03.750	34.422	34.647	22.684	31.997	212.8	10	2'04.572	34.749	34.583	22.957	32.283	213.3
9	2'03.416	34.381	34.299	22.724	32.012	214.5	11	2'04.582	34.878	34.447	22.932	32.325	210.8
10	2'03.793	34.472	34.468	22.825	32.028	213.7	12	2'04.353 *	34.828	34.372 *	23.296	31.857	219.7
11	2'03.850	34.539	34.441	22.747	32.123	215.0	13	2'04.495	34.860	34.682	23.224	31.729	218.0
12	2'03.564	34.419	34.403	22.838	31.904	218.4	14	2'04.901	34.970	34.595	23.114	32.222	215.8
13	2'03.896 *	34.515	34.541 *	23.034	31.806	216.2	15	2'04.430	34.820	34.699	22.979	31.932	216.2
14	2'04.740	34.885	34.438	23.121	32.296	213.7							
15	2'04.038	34.409	34.585	23.087	31.957	216.2							

16th **5** **Tatchakorn BUASRI** Red Bull MotoGP Roo THA

13th **13** **Sho NISHIMURA** Red Bull MotoGP Roo JPN

1	2'09.898	39.892	34.760	23.641	31.605	218.4
2	2'02.729	34.440	34.136	22.773	31.380	223.4
3	2'02.536 *	34.213	34.146 *	22.756	31.421	218.0
4	2'02.193	34.305	34.040	22.679	31.169	222.5
5	2'02.670 *	34.211	34.229	22.847	31.383 *	222.0
6	2'03.150	34.478	34.291	22.775	31.606	216.7
7	2'03.178	34.455	34.254	22.757	31.712	211.6
8	2'03.426 *	34.352	34.347 *	22.821	31.906 *	212.0
9	2'04.077	34.942	34.310	23.299	31.526	218.9
10	2'03.221 *	34.597	34.420 *	22.702	31.502	218.4
11	2'06.617	34.767	37.119	22.863	31.868	213.7
12	2'03.735	34.530	34.401	22.975	31.829	215.0
13	2'04.365 *	34.702	34.698 *	23.081	31.884	214.1
14	2'04.426	34.802	34.507	22.927	32.190	210.8
15	2'04.601	34.600	34.669	23.059	32.273	210.4

1	2'08.011	39.038	34.643	22.732	31.598	219.3
2	2'05.917	34.388	36.902	22.903	31.724	219.3
3	2'03.060	34.444	34.266	22.723	31.627	218.0
4	2'05.687	34.454	36.606	22.877	31.750	220.6
5	2'03.580	34.689	34.338	22.713	31.840	215.8
6	2'03.575	34.538	34.402	22.776	31.859	219.7
7	2'03.550 *	34.717	34.408 *	22.920	31.505	222.5
8	2'03.926 *	34.572	34.558 *	22.854	31.942	213.3
9	2'04.652	35.157	34.494	22.893	32.108	213.3
10	2'04.545	34.871	34.597	22.833	32.244	212.8
11	2'04.581 *	34.834	34.695 *	22.869	32.183	213.3
12	2'04.962	34.826	35.087	22.910	32.139	214.1
13	2'04.629 *	34.830	34.787	22.874	32.138 *	213.3
14	2'04.928	35.023	34.654	22.893	32.358	214.1
15	2'04.643	34.705	34.836	22.862	32.240	212.8

17th **21** **Demis MIHAILA** Red Bull MotoGP Roo ITA

14th **8** **Eddie O'SHEA** Red Bull MotoGP Roo GBR

1	2'10.230	40.175	35.044	23.200	31.811	218.9
2	2'04.096	34.915	34.497	22.941	31.743	215.0
3	2'03.291	34.616	34.043	22.795	31.837	217.5
4	2'03.720	34.557	34.276	22.908	31.979	212.8
5	2'04.245	34.773	34.386	22.967	32.119	210.4
6	2'03.929	34.840	34.287	22.815	31.987	212.8
7	2'04.064	34.716	34.369	22.866	32.113	213.3
8	2'04.947	34.672	35.553	22.861	31.861	215.0
9	2'04.251	34.683	34.490	23.086	31.992	214.1
10	2'03.800	34.653	34.301	22.760	32.086	214.1
11	2'04.565	34.961	34.626	22.865	32.113	213.3
12	2'05.240	34.922	35.051	23.148	32.119	213.7
13	2'04.411	34.984	34.594	23.010	31.823	214.1
14	2'04.877	35.152	34.491	22.983	32.251	213.7
15	2'04.466	34.839	34.704	22.911	32.012	214.1

1	2'10.977	40.938	35.008	23.205	31.826	217.5
2	2'03.842	35.002	34.361	22.733	31.746	217.1
3	2'03.684	34.634	34.418	22.778	31.854	215.4
4	2'03.947	34.648	34.542	22.807	31.950	215.4
5	2'04.079	35.078	34.526	22.698	31.777	215.4
6	2'03.834	34.555	34.630	22.776	31.873	215.8
7	2'03.950	34.669	34.493	22.807	31.981	214.5
8	2'04.503	34.675	34.836	23.100	31.892	216.7
9	2'04.517	34.786	34.524	23.093	32.114	214.5
10	2'04.495	34.769	34.752	22.973	32.001	213.3
11	2'04.173	34.772	34.484	22.933	31.984	215.0
12	2'04.212	34.746	34.432	23.241	31.793	217.5
13	2'04.526	34.946	34.737	22.916	31.927	216.7
14	2'05.172	35.469	34.691	22.999	32.013	215.8
15	2'04.560	34.867	34.771	23.021	31.901	215.8

18th **39** **Bartholomé PERRI** Red Bull MotoGP Roo FRA

15th **42** **Soma GÖRBE** Red Bull MotoGP Roo HUN

1	2'09.506	40.058	34.916	22.917	31.615	218.4
2	2'04.619	35.897	34.303	22.726	31.693	217.1
3	2'02.995	34.343	34.309	22.733	31.610	217.1
4	2'04.122 *	34.684	34.409 *	22.981	32.048	213.7

1	2'11.533	40.725	35.464	23.193	32.151	219.7
2	2'04.284	34.982	34.407	23.038	31.857	216.7
3	2'04.857 *	35.209	34.440	23.280	31.928 *	218.0
4	2'04.906	35.343	34.580	23.047	31.936	217.5
5	2'05.055 *	35.043	34.547 *	23.263	32.202	215.0
6	2'05.503	35.379	34.705	23.150	32.269	212.8

Fastest Lap: David MUÑOZ Red Bull MotoGP Roo SPA **2'01.869** 33.932 33.743 22.501 31.693

DORNA DATA PROCESSING TIMING SERVICE DORNA DATA PROCESSING TIMING SERVICE DORNA DATA PROCESSING TIMING SERVICE DORNA DATA PROCESSING TIMING SERVICE DORNA DATA PROCESSING TIMING SERVICE DORNA DATA PROCESSING TIMING SERVICE DORNA DATA PROCESSING TIMING SERVICE DORNA DATA PROCCEESSS



Race Nr. 1

RookiesCup

Lap	Lap Time	T1	T2	T3	T4	Speed	Lap	Lap Time	T1	T2	T3	T4	Speed
7	2'05.727	35.384	34.800	23.233	32.310	210.4	9	2'02.596	34.293	34.062	22.633	31.608	218.4
8	2'06.242	35.302	35.023	23.500	32.417	210.0	22nd 78 Jakob ROSENTHAL Red Bull MotoGP Roo AUT						
9	2'06.004	35.215	34.953	23.330	32.506	211.6	1	2'11.030	40.712	35.211	23.095	32.012	215.0
10	2'06.099 *	35.399	34.909*	23.325	32.466	210.8	2	2'04.660	35.167	34.543	22.948	32.002	215.0
11	2'06.041	35.565	34.869	23.268	32.339	211.6	3	2'04.768	34.596	34.691	23.501	31.980	215.4
12	2'06.027 *	35.533	34.852*	23.341	32.301	212.0	4	2'04.711	35.160	34.620	22.748	32.183	215.0
13	2'06.509	35.766	35.115	23.312	32.316	210.8	5	2'05.320	34.817	34.795	23.272	32.436	210.0
14	2'06.654	35.486	35.103	23.392	32.673	208.7	6	2'05.711	35.694	34.780	23.076	32.161	214.5
15	2'06.971	35.667	35.079	23.626	32.599	210.0	7	2'05.700	35.524	34.783	23.243	32.150	215.0
							unfinished		35.452	34.862			

19th 9 Freddie HEINRICH Red Bull MotoGP Roo GER

1	2'11.620	41.025	35.313	23.228	32.054	220.2
2	2'04.274	35.043	34.469	22.979	31.783	221.1
3	2'04.514	34.832	34.399	23.088	32.195	213.7
4	2'04.753	35.067	34.470	22.768	32.448	212.8
5	2'05.318	35.120	34.739	23.166	32.293	213.7
6	2'07.871	35.131	34.754	25.289	32.697	213.7
7	2'05.807	35.362	35.034	22.999	32.412	212.8
8	2'05.875	34.893	35.082	23.433	32.467	210.8
9	2'06.123 *	35.195	35.076*	23.157	32.695	211.6
10	2'06.391	35.323	34.974	23.385	32.709	210.0
11	2'05.901	35.238	34.910	23.144	32.609	211.2
12	2'06.336	35.394	35.117	23.164	32.661	211.6
13	2'06.903	35.421	34.967	23.513	33.002	209.5
14	2'06.643	35.650	34.960	23.195	32.838	208.7
15	2'07.135	35.633	35.064	23.475	32.963	208.7

20th 14 Cormac BUCHANA Red Bull MotoGP Roo NZE

1	2'11.852	41.077	35.432	23.439	31.904	215.8
2	2'04.736	35.038	34.689	23.200	31.809	215.8
3	2'04.631	34.754	34.598	23.274	32.005	212.8
4	2'04.949	34.937	34.830	23.144	32.038	212.8
5	2'05.554	35.052	34.892	23.316	32.294	209.1
6	2'05.845	35.041	35.054	23.535	32.215	210.8
7	2'05.886	34.937	35.001	23.488	32.460	208.3
8	2'06.662	35.219	35.139	23.504	32.800	205.6
9	2'06.137 *	35.215	35.210*	23.413	32.299	211.6
10	2'06.463	35.635	35.052	23.342	32.434	209.5
11	2'06.335	35.352	35.079	23.430	32.474	209.1
12	2'06.901	35.268	35.382	23.764	32.487	208.3
13	2'06.604	35.458	35.058	23.522	32.566	207.5
14	2'06.759	35.314	35.090	23.485	32.870	207.1
15	2'06.496	35.422	35.208	23.439	32.427	207.5

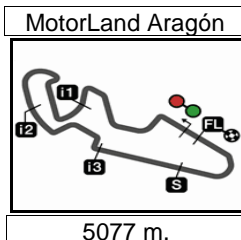
21st 24 Ivan ORTOLÁ Red Bull MotoGP Roo SPA

1	2'06.614	38.316	34.109	22.670	31.519	218.9
2	2'02.098	34.297	33.905	22.529	31.367	222.0
3	2'02.626	34.712	33.965	22.555	31.394	218.9
4	2'02.450	34.168	34.141	22.603	31.538	220.2
5	2'02.382	34.225	34.029	22.490	31.638	214.1
6	2'02.010 *	34.161*	33.968	22.432	31.450	218.4
7	2'02.205	34.068	33.902	22.587	31.648	218.4
8	2'03.930	34.616	34.392	22.726	32.196	210.4

Fastest Lap: David MUÑOZ Red Bull MotoGP Roo SPA **2'01.869** 33.932 33.743 22.501 31.693

DORNA DATA PROCESSING TIMING SERVICE DORNA DATA PROCESSING TIMING SERVICE DORNA DATA PROCESSING TIMING SERVICE DORNA DATA PROCESSING TIMING SERVICE DORNA DATA PROCESSING TIMING SERVICE DORNA DATA PROCESSING TIMING SERVICE DORNA DATA PROCESSING TIMING SERVICE DORNA DATA PROCESSING TIMING SERVICE DORNA DATA PROCESSING TIMING SERVICE DORNA DATA PROCCESSS





GRAN PREMIO TISSOT DE ARAGÓN

Official Starting Grid

Race : 15 laps = 76.155 km

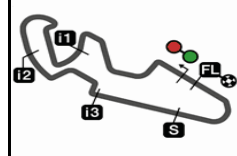


1	3 2'01.699 80 David ALONSO KTM	2 2'01.652 92 Diogo MOREIRA KTM	1 2'01.064 96 Daniel HOLGADO KTM
2	6 2'02.110 58 Luca LUNETTA KTM	5 2'01.869 23 Alex MILLAN KTM	4 2'01.755 28 Matteo BERTELLE KTM
3	9 2'02.350 19 Scott OGDEN KTM	8 2'02.324 24 Ivan ORTOLÁ KTM	7 2'02.292 64 David MUÑOZ KTM
4	12 2'02.779 5 Tatchakorn BUASRI KTM	11 2'02.577 7 Daniel MUÑOZ KTM	10 2'02.403 77 Filippo FARIOLI KTM
5	15 2'02.857 13 Sho NISHIMURA KTM	14 2'02.847 72 Taiyo FURUSATO KTM	13 2'02.818 95 Collin VEIJER KTM
6	18 2'03.298 21 Demis MIHAILA KTM	17 2'03.010 8 Eddie O'SHEA KTM	16 2'02.978 42 Soma GÖRBE KTM
7	21 2'04.296 39 Bartholomé PERRIN KTM	20 2'04.041 78 Jakob ROSENTHALER KTM	19 2'03.964 9 Freddie HEINRICH KTM
8			22 2'06.119 14 Cormac BUCHANAN KTM

The results are provisional until the end of the limit for protest and appeals and until the ratification of the Event Management Committee.

Time limit for protest expires 60' at the latest after publication of the results - Time:

DORNA DATA PROCESSING TIMING SERVICE DORNA DATA PROCESSING TIMING SERVICE DORNA DATA PROCESSING TIMING SERVICE DORNA DATA PROCESSING TIMING SERVICE DORNA DATA PROCESSING TIMING SERVICE DORNA DATA PROCESSING TIMING SERVICE DORNA DATA PROCESSING TIMING SERVICE DORNA DATA PROCCESSS



5077 m.

GRAN PREMIO TISSOT DE ARAGÓN

Race Nr. 1

Analysis by Lap

Num Lap Time Gap

Num	Lap	Time	Gap	Num	Lap	Time	Gap	Num	Lap	Time	Gap
Lap 1				Lap 6				Lap 9			
92	2'06.273			96	2'02.186			96	2'02.533		
96	2'06.330	0.057		80	2'01.999	0.148		64	2'02.522	0.045	
80	2'06.422	0.149		64	2'01.869	0.176		80	2'02.501	0.090	
64	2'06.607	0.334		24	2'02.010	0.241		24	2'02.596	0.262	
24	2'06.614	0.341		92	2'01.999	0.337		28	2'02.629	0.431	
28	2'06.891	0.618		28	2'01.930	0.699		92	2'02.645	0.509	
23	2'06.937	0.664		72	2'02.779	4.418		7	2'02.853	4.317	
5	2'08.011	1.738		23	2'03.061	4.796		72	2'03.670	6.976	
58	2'08.228	1.955		7	2'03.137	4.838		23	2'03.649	7.069	
95	2'08.503	2.230		39	2'04.857	9.629		58	2'03.893	7.130	
77	2'08.551	2.278		14	2'04.631	10.174		13	2'04.077	7.208	
72	2'08.716	2.443						77	2'04.302	7.389	
19	2'08.930	2.657		Lap 4				19	2'04.007	7.556	
7	2'09.100	2.827		96	2'02.576			95	2'03.416	10.218	
42	2'09.506	3.233		64	2'02.561	0.039		5	2'04.652	15.309	
13	2'09.898	3.625		24	2'02.450	0.127		8	2'04.251	16.124	
8	2'10.230	3.957		92	2'02.482	0.207		42	2'04.466	16.250	
21	2'10.977	4.704		80	2'02.828	0.212		21	2'04.517	16.684	
78	2'11.030	4.757		23	2'02.401	0.355		39	2'06.004	27.462	
39	2'11.533	5.260		28	2'02.287	0.624		9	2'06.123	29.506	
9	2'11.620	5.347		7	2'02.723	2.974		14	2'06.137	29.603	
14	2'11.852	5.579		77	2'02.777	3.073		Lap 10			
Lap 2				72	2'02.143	3.097		96	2'02.622		
96	2'02.055			58	2'02.723	3.471		80	2'02.554	0.022	
64	2'01.874	0.096		13	2'02.193	3.695		80	2'02.727	0.150	
92	2'02.259	0.147		19	2'02.916	3.959		28	2'02.417	0.226	
80	2'02.186	0.223		19	2'02.916	3.959		92	2'02.380	0.267	
24	2'02.098	0.327		95	2'03.602	6.020		7	2'02.920	4.615	
23	2'01.859	0.411		42	2'04.122	7.581		23	2'02.994	7.441	
28	2'02.331	0.837		8	2'03.720	7.676		72	2'03.126	7.480	
7	2'02.369	3.084		21	2'03.947	8.789		58	2'03.229	7.737	
77	2'02.920	3.086		5	2'05.687	9.014		13	2'03.221	7.807	
58	2'03.475	3.318		9	2'04.753	11.500		77	2'03.225	7.992	
72	2'03.512	3.843		78	2'04.711	11.508		19	2'03.186	8.120	
19	2'03.354	3.899		39	2'04.906	11.919		95	2'03.793	11.389	
95	2'04.081	4.199		14	2'04.949	12.507		5	2'04.545	17.232	
13	2'02.729	4.242		Lap 5				8	2'03.800	17.302	
5	2'05.917	5.543		96	2'02.092			42	2'04.572	18.200	
42	2'04.619	5.740		80	2'02.215	0.335		21	2'04.495	18.557	
8	2'04.096	5.941		24	2'02.382	0.417		39	2'06.099	30.939	
21	2'03.842	6.434		64	2'02.546	0.493		9	2'06.391	33.275	
78	2'04.660	7.305		92	2'02.409	0.524		14	2'06.463	33.444	
39	2'04.284	7.432		28	2'02.423	0.955		Lap 11			
9	2'04.274	7.509		72	2'02.820	3.825		96	2'02.457		
14	2'04.736	8.203		7	2'03.005	3.887		80	2'02.877	0.056	
Lap 3				23	2'05.658	3.921		64	2'03.877	0.122	
80	2'02.437			77	2'03.159	4.140		80	2'03.988	0.199	
96	2'02.700	0.040		58	2'02.876	4.255		24	2'03.930	0.199	
64	2'02.658	0.094		13	2'02.670	4.273		28	2'03.745	0.335	
24	2'02.626	0.293		19	2'02.490	4.357		92	2'03.870	0.397	
92	2'02.854	0.341		95	2'03.317	7.245		7	2'02.591	3.997	
23	2'02.819	0.570		42	2'04.216	9.705		77	2'03.409	5.620	
28	2'02.776	0.953		8	2'04.245	9.829		13	2'03.426	5.664	
7	2'02.443	2.867		5	2'03.580	10.502		58	2'03.254	5.770	
77	2'02.486	2.912		21	2'04.079	10.776		Lap 12			
58	2'02.706	3.364		9	2'05.318	14.726		92	2'03.531		
Lap 4				78	2'05.320	14.736		96	2'03.653	0.032	
80	2'02.437			39	2'05.055	14.882		80	2'03.194	0.047	
96	2'02.700	0.040		14	2'05.554	15.969		64	2'03.646	0.168	
64	2'02.658	0.094		Lap 6				28	2'03.278	0.416	
24	2'02.626	0.293		96	2'02.186			7	2'03.028	4.359	
92	2'02.854	0.341		80	2'01.999	0.148		72	2'03.651	8.413	
23	2'02.819	0.570		64	2'01.869	0.176		23	2'03.742	8.551	
28	2'02.776	0.953		24	2'02.010	0.241		58	2'03.398	8.622	
7	2'02.443	2.867		92	2'01.999	0.337		77	2'03.613	8.677	
77	2'02.486	2.912		28	2'01.930	0.699		19	2'03.417	8.841	
58	2'02.706	3.364		72	2'02.779	4.418		13	2'03.735	12.081	
Lap 5				23	2'03.061	4.796		95	2'03.564	12.725	
80	2'02.437			7	2'03.137	4.838		5	2'04.962	20.697	
96	2'02.700	0.040		77	2'02.934	4.888		21	2'04.212	20.864	
64	2'02.658	0.094		13	2'03.150	5.237		8	2'05.240	21.029	
24	2'02.626	0.293		58	2'03.368	5.437		42	2'04.353	21.057	
92	2'02.854	0.341		19	2'03.320	5.491		39	2'06.027	36.929	
23	2'02.819	0.570		95	2'03.387	8.446		9	2'06.336	39.434	
28	2'02.776	0.953		42	2'03.951	11.470		14	2'06.901	40.602	
7	2'02.443	2.867		8	2'03.929	11.572		Lap 13			
77	2'02.486	2.912		5	2'03.575	11.891		96	2'03.885		
58	2'02.706	3.364		21	2'03.834	12.424		64	2'03.791	0.042	
Lap 6				39	2'05.503	18.199		80	2'03.981	0.111	
80	2'02.437			78	2'05.711	18.261		92	2'04.130	0.213	
96	2'02.700	0.040		14	2'05.845	19.628		28	2'03.947	0.446	
64	2'02.658	0.094		9	2'07.871	20.411		7	2'02.760	3.202	
24	2'02.626	0.293		Lap 7				72	2'04.081	8.577	
92	2'02.854	0.341		80	2'02.163			23	2'04.045	8.679	
23	2'02.819	0.570		64	2'02.180	0.045		58	2'04.072	8.777	
28	2'02.776	0.953		24	2'02.205	0.135		19	2'04.097	9.021	
7	2'02.443	2.867		96	2'02.487	0.176		77	2'04.335	9.095	
77	2'02.486	2.912		92	2'02.367	0.393		13	2'04.365	12.529	
58	2'02.706	3.364		28	2'02.068	0.456		95	2'03.896	12.704	
Lap 7				7	2'02.745	5.272		5	2'04.629	21.409	
80	2'02.437			77	2'03.500	6.077		21	2'04.629	21.409	
96	2'02.700	0.040		13	2'03.178	6.104		21	2'04.526	21.473	
64	2'02.658	0.094		19	2'03.092	6.272		8	2'04.411	21.523	
24	2'02.626	0.293		58	2'03.256	6.382		42	2'04.495	21.635	
92	2'02.854	0.341		72	2'04.720	6.827		39	2'06.509	39.521	
23	2'02.819	0.570		23	2'04.895	7.380		Lap 11			
28	2'02.776	0.953		95	2'03.316	9.451		96	2'02.457		
7	2'02.443	2.867		5	2'03.550	13.130		80	2'02.280	0.090	
77	2'02.486	2.912		8	2'04.064	13.325		Lap 12			
58	2'02.706	3.364		42	2'04.221	13.380		96	2'03.885		
Lap 8				21	2'03.950	14.063		64	2'03.791	0.042	
80	2'02.437			39	2'05.727	21.615		80	2'03.981	0.111	
96	2'02.700	0.040		78	2'05.700	21.650		92	2'04.130	0.213	
64	2'02.658	0.094		14	2'05.886	23.203		28	2'03.947	0.446	
24	2'02.626	0.293		9	2'05.807	23.907		7	2'02.760	3.202	
92	2'02.854	0.341		Lap 9				72	2'04.081	8.577	
23	2'02.819	0.570		80	2'02.163			23	2'04.045	8.679	
28	2'02.776	0.953		64	2'02.180	0.045		58	2'04.072	8.777	
7	2'02.443	2.867		24	2'02.205	0.135		19	2'04.097	9.021	
77	2'02.486	2.912		96	2'02.487	0.176					

