

Results and timing service provided by **TISSOT**

Rookies Cup

HJC HELMETS MOTORRAD GRAND PRIX DEUTSCHLAND

Race Nr. 2

Classification after 19 laps = 69.749 km

| <i>Pos</i> | | <i>Rider</i> | <i>Nation</i> | <i>Team</i> | <i>Motorcycle</i> | <i>Total Time</i> | <i>Km/h</i> | <i>Gap</i> |
|------------|----|-------------------------------|---------------|-----------------------------|-------------------|-------------------|-------------|------------|
| 1 | 25 | 92 Yuki KUNII | JPN | Red Bull MotoGP Rookies Cup | KTM | 28'28.972 | 146.9 | |
| 2 | 20 | 99 Carlos TATAY | SPA | Red Bull MotoGP Rookies Cup | KTM | 28'29.025 | 146.9 | 0.053 |
| 3 | 16 | 30 Max COOK | GBR | Red Bull MotoGP Rookies Cup | KTM | 28'31.383 | 146.7 | 2.411 |
| 4 | 13 | 37 Pedro ACOSTA | SPA | Red Bull MotoGP Rookies Cup | KTM | 28'31.431 | 146.7 | 2.459 |
| 5 | 11 | 50 Jason DUPASQUIER | SWI | Red Bull MotoGP Rookies Cup | KTM | 28'31.446 | 146.7 | 2.474 |
| 6 | 10 | 29 Billy VAN EERDE | AUS | Red Bull MotoGP Rookies Cup | KTM | 28'31.344 | 146.7 | 2.372 |
| 7 | 9 | 5 Lorenzo FELLON | FRA | Red Bull MotoGP Rookies Cup | KTM | 28'31.486 | 146.7 | 2.514 |
| 8 | 8 | 38 David SALVADOR | SPA | Red Bull MotoGP Rookies Cup | KTM | 28'34.142 | 146.4 | 5.170 |
| 9 | 7 | 11 Alex ESCRIG | SPA | Red Bull MotoGP Rookies Cup | KTM | 28'35.662 | 146.3 | 6.690 |
| 10 | 6 | 89 Marcos URIARTE | SPA | Red Bull MotoGP Rookies Cup | KTM | 28'35.681 | 146.3 | 6.709 |
| 11 | 5 | 48 Gabin PLANQUES | FRA | Red Bull MotoGP Rookies Cup | KTM | 28'38.793 | 146.0 | 9.821 |
| 12 | 4 | 28 Matteo BERTELLE | ITA | Red Bull MotoGP Rookies Cup | KTM | 28'55.695 | 144.6 | 26.723 |
| 13 | 3 | 84 Zonta VAN DEN GOORB | NED | Red Bull MotoGP Rookies Cup | KTM | 28'55.749 | 144.6 | 26.777 |
| 14 | 2 | 74 Daijuro SAKO | JPN | Red Bull MotoGP Rookies Cup | KTM | 28'56.295 | 144.6 | 27.323 |
| 15 | 1 | 88 Artem MARAEV | RUS | Red Bull MotoGP Rookies Cup | KTM | 29'05.497 | 143.8 | 36.525 |
| 16 | | 55 Noah DETTWILER | SWI | Red Bull MotoGP Rookies Cup | KTM | 29'18.336 | 142.8 | 49.364 |
| 17 | | 70 Tyler SCOTT | USA | Red Bull MotoGP Rookies Cup | KTM | 29'26.854 | 142.1 | 57.882 |

Not classified

| | | | | | | | |
|----|-------------------------|-----|-----------------------------|-----|------------------|-------|---------|
| 62 | Aidan LIEBENBERG | RSA | Red Bull MotoGP Rookies Cup | KTM | 16'01.959 | 137.3 | 9 laps |
| 6 | Phillip TONN | GER | Red Bull MotoGP Rookies Cup | KTM | 10'42.438 | 143.9 | 12 laps |
| 45 | Clément ROUGÉ | FRA | Red Bull MotoGP Rookies Cup | KTM | 11'31.353 | 133.8 | 12 laps |

Not finished first lap

| | | | | | | | |
|----|-----------------------|-----|-----------------------------|-----|--|--|--|
| 56 | Haruki NOGUCHI | JPN | Red Bull MotoGP Rookies Cup | KTM | | | |
|----|-----------------------|-----|-----------------------------|-----|--|--|--|

Race condition: Dry
Air: 20°
Humidity: 41%
Ground: 36°

| Pole Position: | | | | |
|-----------------------------|-------|------------------------|-----------------|------------|
| Fastest Lap: | Lap 3 | Pedro ACOSTA | 1'29.282 | 148.0 Km/h |
| Best Race Lap: | 2018 | Adrian CARRASCO | 1'28.845 | 148.7 Km/h |
| All Time Lap Record: | 2018 | Can ÖNCÜ | 1'28.786 | 148.8 Km/h |

15:15'01

15:28'04

15:30'25

15:31'30

15:31'41 Haruki NOGUCHI

15:41'57 Clément ROUGÉ

15:41'57 Phillip TONN

15:46'28 Aidan LIEBENBERG

16:03'57 Billy VAN EERDE

SIGHTING LAP START

WARM UP LAP START

RACE START

No jump start

crashed out - Rider OK

entered pits and retired

crashed out - Rider OK

entered pits and retired

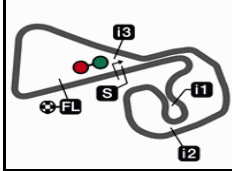

3 position penalty due to gain advantage at turn 11

The results are provisional until the end of the limit for protest and appeals.

Time limit for protest expires 30' after publication of the results - Time:

DORNA DATA PROCESSING TIMING SERVICE DORNA DATA PROCESSING TIMING SERVICE DORNA DATA PROCESSING TIMING SERVICE DORNA DATA PROCESSING TIMING SERVICE DORNA DATA PROCESSING TIMING SERVICE DORNA DATA PROCESSING TIMING SERVICE DORNA DATA PROCESSING TIMING SERVICE DORNA DATA PROCESSING TIMING SERVICE DORNA DATA PROCESSESS

Sachsenring

Results and timing service provided by 

3671 m.

Rookies Cup**HJC HELMETS MOTORRAD GRAND PRIX DEUTSCHLAND****Race Nr. 2****Top Speed & Average**

| Rider | Nation | Motorcycle | Top 5 speeds | | | | | Average | Top |
|----------------------------|--------|------------|--------------|-------|-------|-------|-------|---------|-------|
| 5 Lorenzo FELLON | FRA | KTM | 203.6 | 201.2 | 200.8 | 200.5 | 200.5 | 201.3 | 203.6 |
| 29 Billy VAN EERDE | AUS | KTM | 203.5 | 203.4 | 203.1 | 202.9 | 202.1 | 203.0 | 203.5 |
| 37 Pedro ACOSTA | SPA | KTM | 203.3 | 203.1 | 202.2 | 201.3 | 200.5 | 201.8 | 203.3 |
| 50 Jason DUPASQUIER | SWI | KTM | 203.3 | 202.8 | 202.8 | 201.9 | 201.8 | 202.4 | 203.3 |
| 48 Gabin PLANQUES | FRA | KTM | 203.1 | 203.0 | 202.4 | 202.3 | 201.9 | 202.5 | 203.1 |
| 89 Marcos URIARTE | SPA | KTM | 203.0 | 202.7 | 202.2 | 201.8 | 201.4 | 202.2 | 203.0 |
| 11 Alex ESCRIG | SPA | KTM | 201.1 | 200.8 | 200.6 | 200.2 | 199.1 | 200.4 | 201.1 |
| 38 David SALVADOR | SPA | KTM | 200.8 | 200.0 | 199.8 | 199.7 | 199.6 | 200.0 | 200.8 |
| 30 Max COOK | GBR | KTM | 200.0 | 199.7 | 199.2 | 199.1 | 199.1 | 199.4 | 200.0 |
| 92 Yuki KUNII | JPN | KTM | 199.9 | 197.2 | 196.8 | 196.5 | 196.4 | 197.4 | 199.9 |
| 84 Zonta VAN DEN GOORBERGH | NED | KTM | 199.7 | 199.0 | 198.8 | 198.6 | 198.4 | 198.9 | 199.7 |
| 28 Matteo BERTELLE | ITA | KTM | 199.4 | 199.2 | 198.8 | 198.6 | 198.2 | 198.7 | 199.4 |
| 55 Noah DETTWILER | SWI | KTM | 198.9 | 196.9 | 196.7 | 196.3 | 195.6 | 196.9 | 198.9 |
| 74 Daijiro SAKO | JPN | KTM | 198.5 | 197.1 | 196.8 | 196.3 | 196.3 | 197.0 | 198.5 |
| 99 Carlos TATAY | SPA | KTM | 197.3 | 197.0 | 196.5 | 196.1 | 195.8 | 196.5 | 197.3 |
| 6 Phillip TONN | GER | KTM | 197.0 | 194.8 | 193.7 | 192.7 | 192.1 | 194.1 | 197.0 |
| 45 Clément ROUGÉ | FRA | KTM | 196.7 | 196.0 | 195.6 | 194.9 | 194.6 | 195.6 | 196.7 |
| 70 Tyler SCOTT | USA | KTM | 195.5 | 195.1 | 195.1 | 195.1 | 195.0 | 195.2 | 195.5 |
| 88 Artem MARAEV | RUS | KTM | 194.6 | 194.5 | 194.5 | 194.1 | 193.9 | 194.3 | 194.6 |
| 62 Aidan LIEBENBERG | RSA | KTM | 190.2 | 188.3 | 187.5 | 187.2 | 186.2 | 187.9 | 190.2 |
| 56 Haruki NOGUCHI | JPN | KTM | 102.7 | | | | | 102.7 | 102.7 |

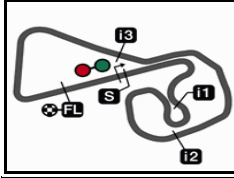
DORNA DATA PROCESSING TIMING SERVICE DORNA DATA PROCESSING TIMING SERVICE DORNA DATA PROCESSING TIMING SERVICE DORNA DATA PROCESSING TIMING SERVICE DORNA DATA PROCESSING TIMING SERVICE DORNA DATA PROCESSING TIMING SERVICE DORNA DATA PROCESSING TIMING SERVICE DORNA DATA PROCESSING TIMING SERVICE DORNA DATA PROCCEESSS



Sachsenring, Sunday, July 07, 2019

Sachsenring

Results and timing service provided by **TISSOT**




Rookies Cup

HJC HELMETS MOTORRAD GRAND PRIX DEUTSCHLAND

Race Nr. 2

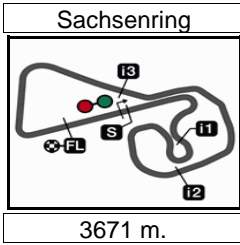
Fastest Laps Sequence

| Lap | Race Time |  Rider | Nation | Motorcycle | Time | Km/h | Riders's Lap |
|-----|-----------|---|--------|------------|----------|-------|--------------|
| 2 | 3'00.874 | 99 Carlos TATAY | SPA | KTM | 1'29.639 | 147.4 | 2 |
| 2 | 3'01.150 | 92 Yuki KUNII | JPN | KTM | 1'29.620 | 147.4 | 2 |
| 2 | 3'01.242 | 29 Billy VAN EERDE | AUS | KTM | 1'29.571 | 147.5 | 2 |
| 3 | 4'30.703 | 92 Yuki KUNII | JPN | KTM | 1'29.553 | 147.5 | 3 |
| 3 | 4'31.008 | 89 Marcos URIARTE | SPA | KTM | 1'29.484 | 147.6 | 3 |
| 3 | 4'31.065 | 5 Lorenzo FELLON | FRA | KTM | 1'29.416 | 147.7 | 3 |
| 3 | 4'31.511 | 37 Pedro ACOSTA | SPA | KTM | 1'29.282 | 148.0 | 3 |

DORNA DATA PROCESSING TIMING SERVICE DORNA DATA PROCESSING TIMING SERVICE DORNA DATA PROCESSING TIMING SERVICE DORNA DATA PROCESSING TIMING SERVICE DORNA DATA PROCESSING TIMING SERVICE DORNA DATA PROCESSING TIMING SERVICE DORNA DATA PROCESSING TIMING SERVICE DORNA DATA PROCESSING TIMING SERVICE DORNA DATA PROCESSING TIMING SERVICE DORNA DATA PROCESSING TIMING SERVICE DORNA DATA PROCCCESSS

Sachsenring, Sunday, July 07, 2019





Results and timing service provided by

Rookies Cup

HJC HELMETS MOTORRAD GRAND PRIX DEUTSCHLAND

Race Nr. 2

Chronological Analysis of Performances

* Lap / Sector time cancelled

T1 Time from finish line to 1st intermediate

T3 Time from 2nd intermed. to 3rd intermed.

P Crossing the finish line in pit lane

T2 Time from 1st intermed. to 2nd intermed.

T4 Time from 3rd intermediate to finish line

| Lap | Lap Time | T1 | T2 | T3 | T4 | Speed | Lap | Lap Time | T1 | T2 | T3 | T4 | Speed | |
|------------|-----------|---|--------|--------|--------|-------|-----|----------|---------------|--------------|--------|--------|-------|--|
| 1st | 92 | Yuki KUNII Red Bull MotoGP Roo JPN | | | | | | Runs=1 | Total laps=19 | Full laps=18 | | | | |
| 1 | 1'31.530 | 21.985 | 24.901 | 20.766 | 23.878 | 97.3 | 1 | 1'32.125 | 22.788 | 24.812 | 20.809 | 23.716 | 107.4 | |
| 2 | 1'29.620 | 21.031 | 24.403 | 20.575 | 23.611 | 195.5 | 2 | 1'30.016 | 21.400 | 24.624 | 20.597 | 23.395 | 197.1 | |
| 3 | 1'29.553 | 20.989 | 24.344 | 20.774 | 23.446 | 193.9 | 3 | 1'29.566 | 21.200 | 24.454 | 20.488 | 23.424 | 195.3 | |
| 4 | 1'29.802 | 21.055 | 24.519 | 20.723 | 23.505 | 196.3 | 4 | 1'29.683 | 21.013 | 24.455 | 20.567 | 23.648 | 194.4 | |
| 5 | 1'29.770 | 20.965 | 24.550 | 20.729 | 23.526 | 195.0 | 5 | 1'29.412 | 20.931 | 24.475 | 20.456 | 23.550 | 197.6 | |
| 6 | 1'30.003 | 21.149 | 24.590 | 20.679 | 23.585 | 196.8 | 6 | 1'29.983 | 21.081 | 24.780 | 20.500 | 23.622 | 199.2 | |
| 7 | 1'29.396 | 20.797 | 24.401 | 20.590 | 23.608 | 199.9 | 7 | 1'30.364 | 21.149 | 24.612 | 20.552 | 24.051 | 199.7 | |
| 8 | 1'29.799 | 20.942 | 24.619 | 20.692 | 23.546 | 194.5 | 8 | 1'30.519 | 21.161 | 24.724 | 20.652 | 23.982 | 196.2 | |
| 9 | 1'29.784 | 20.984 | 24.613 | 20.668 | 23.519 | 194.1 | 9 | 1'30.488 | 21.152 | 24.795 | 20.709 | 23.832 | 196.8 | |
| 10 | 1'30.454 | 20.956 | 24.785 | 21.019 | 23.694 | 196.5 | 10 | 1'30.510 | 21.282 | 24.648 | 20.869 | 23.711 | 193.7 | |
| 11 | 1'30.072 | 20.984 | 24.686 | 20.859 | 23.543 | 193.4 | 11 | 1'29.970 | 21.158 | 24.561 | 20.616 | 23.635 | 198.1 | |
| 12 | 1'29.968 | 20.945 | 24.541 | 20.855 | 23.627 | 192.1 | 12 | 1'29.844 | 21.056 | 24.587 | 20.596 | 23.605 | 197.5 | |
| 13 | 1'29.953 | 20.950 | 24.691 | 20.776 | 23.536 | 192.7 | 13 | 1'30.109 | 21.099 | 24.765 | 20.739 | 23.506 | 197.7 | |
| 14 | 1'30.407 | 21.078 | 24.633 | 20.990 | 23.706 | 193.6 | 14 | 1'30.080 | 21.048 | 24.664 | 20.665 | 23.703 | 199.1 | |
| 15 | 1'30.394 | 21.233 | 24.703 | 20.804 | 23.654 | 193.0 | 15 | 1'29.684 | 20.926 | 24.642 | 20.536 | 23.580 | 199.1 | |
| 16 | 1'29.758 | 20.971 | 24.472 | 20.714 | 23.601 | 196.0 | 16 | 1'29.294 | 20.920 | 24.420 | 20.417 | 23.537 | 200.0 | |
| 17 | 1'29.624 | 20.842 | 24.546 | 20.724 | 23.512 | 196.4 | 17 | 1'29.726 | 20.758 | 24.572 | 20.599 | 23.797 | 199.0 | |
| 18 | 1'29.572 | 20.885 | 24.501 | 20.689 | 23.497 | 196.2 | 18 | 1'29.795 | 20.964 | 24.475 | 20.631 | 23.725 | 199.1 | |
| 19 | 1'29.513 | 20.819 | 24.418 | 20.601 | 23.675 | 197.2 | 19 | 1'30.215 | 20.906 | 24.446 | 20.858 | 24.005 | 198.5 | |

| | | | | | | | | | | | | | | |
|------------|------------|---|--------|--------|----------|-------|----|------------|---------------|--------------|--------|----------|-------|--|
| 4th | 37 | Pedro ACOSTA Red Bull MotoGP Roo SPA | | | | | | Runs=1 | Total laps=19 | Full laps=17 | | | | |
| 1 | 1'32.474 | 23.272 | 24.951 | 20.539 | 23.712 | 115.1 | 1 | 1'32.474 | 23.272 | 24.951 | 20.539 | 23.712 | 115.1 | |
| 2 | 1'29.755 | 21.179 | 24.641 | 20.504 | 23.431 | 201.3 | 2 | 1'29.755 | 21.179 | 24.641 | 20.504 | 23.431 | 201.3 | |
| 3 | 1'29.282 | 20.978 | 24.504 | 20.447 | 23.353 | 197.4 | 3 | 1'29.282 | 20.978 | 24.504 | 20.447 | 23.353 | 197.4 | |
| 4 | 1'29.727 | 21.077 | 24.483 | 20.585 | 23.582 | 200.5 | 4 | 1'29.727 | 21.077 | 24.483 | 20.585 | 23.582 | 200.5 | |
| 5 | 1'29.470 | 20.899 | 24.588 | 20.423 | 23.560 | 203.1 | 5 | 1'29.470 | 20.899 | 24.588 | 20.423 | 23.560 | 203.1 | |
| 6 | 1'29.823 | 21.042 | 24.783 | 20.529 | 23.469 | 203.3 | 6 | 1'29.823 | 21.042 | 24.783 | 20.529 | 23.469 | 203.3 | |
| 7 | 1'30.097 | 20.961 | 24.709 | 20.712 | 23.715 | 202.2 | 7 | 1'30.097 | 20.961 | 24.709 | 20.712 | 23.715 | 202.2 | |
| 8 | 1'30.354 | 21.071 | 24.842 | 20.874 | 23.567 | 196.2 | 8 | 1'30.354 | 21.071 | 24.842 | 20.874 | 23.567 | 196.2 | |
| 9 | 1'30.523 | 20.942 | 24.876 | 21.070 | 23.635 | 196.6 | 9 | 1'30.523 | 20.942 | 24.876 | 21.070 | 23.635 | 196.6 | |
| 10 | 1'30.326 | 20.950 | 24.853 | 20.988 | 23.535 | 197.3 | 10 | 1'30.326 | 20.950 | 24.853 | 20.988 | 23.535 | 197.3 | |
| 11 | 1'29.951 | 20.892 | 24.772 | 20.909 | 23.378 | 199.1 | 11 | 1'29.951 | 20.892 | 24.772 | 20.909 | 23.378 | 199.1 | |
| 12 | 1'29.883 | 20.883 | 24.679 | 20.933 | 23.388 | 196.5 | 12 | 1'29.883 | 20.883 | 24.679 | 20.933 | 23.388 | 196.5 | |
| 13 | 1'30.215 | 20.952 | 24.858 | 20.931 | 23.474 | 196.6 | 13 | 1'30.215 | 20.952 | 24.858 | 20.931 | 23.474 | 196.6 | |
| 14 | 1'30.037 | 20.839 | 24.853 | 20.948 | 23.397 | 197.9 | 14 | 1'30.037 | 20.839 | 24.853 | 20.948 | 23.397 | 197.9 | |
| 15 | 1'29.577 | 20.791 | 24.687 | 20.813 | 23.286 | 198.8 | 15 | 1'29.577 | 20.791 | 24.687 | 20.813 | 23.286 | 198.8 | |
| 16 | 1'29.540 | 20.765 | 24.575 | 20.823 | 23.377 | 199.7 | 16 | 1'29.540 | 20.765 | 24.575 | 20.823 | 23.377 | 199.7 | |
| 17 | 1'29.496 * | 20.719 | 24.561 | 20.826 | 23.390 * | 200.5 | 17 | 1'29.496 * | 20.719 | 24.561 | 20.826 | 23.390 * | 200.5 | |
| 18 | 1'30.112 | 20.940 | 24.651 | 20.916 | 23.605 | 198.3 | 18 | 1'30.112 | 20.940 | 24.651 | 20.916 | 23.605 | 198.3 | |
| 19 | 1'30.789 | 20.864 | 24.710 | 21.039 | 24.176 | 198.7 | 19 | 1'30.789 | 20.864 | 24.710 | 21.039 | 24.176 | 198.7 | |

| | | | | | | | | | | | | | | |
|------------|-----------|---|--------|--------|--------|-------|---|----------|---------------|--------------|--------|--------|-------|--|
| 3rd | 30 | Max COOK Red Bull MotoGP Roo GBR | | | | | | Runs=1 | Total laps=19 | Full laps=18 | | | | |
| 1 | 1'32.406 | 22.972 | 24.757 | 20.780 | 23.897 | 106.9 | 1 | 1'32.406 | 22.972 | 24.757 | 20.780 | 23.897 | 106.9 | |
| 2 | 1'29.992 | 21.382 | 24.637 | 20.505 | 23.468 | 199.9 | 2 | 1'29.992 | 21.382 | 24.637 | 20.505 | 23.468 | 199.9 | |

Fastest Lap: Pedro ACOSTA Red Bull MotoGP Roo SPA **1'29.282** 20.978 24.504 20.447 23.353

DORNA DATA PROCESSING TIMING SERVICE DORNA DATA PROCESSING TIMING SERVICE DORNA DATA PROCESSING TIMING SERVICE DORNA DATA PROCESSING TIMING SERVICE DORNA DATA PROCESSING TIMING SERVICE DORNA DATA PROCESSING TIMING SERVICE DORNA DATA PROCESSING TIMING SERVICE DORNA DATA PROCCESSS

Race Nr. 2

RookiesCup

| Lap | Lap Time | T1 | T2 | T3 | T4 | Speed | Lap | Lap Time | T1 | T2 | T3 | T4 | Speed |
|-----|----------|--------|--------|--------|--------|-------|-----|----------|--------|--------|--------|--------|-------|
| 7 | 1'31.783 | 21.540 | 25.066 | 21.179 | 23.998 | 193.0 | 19 | 1'32.274 | 21.294 | 25.349 | 21.456 | 24.175 | 195.1 |
| 8 | 1'31.767 | 21.406 | 25.237 | 21.186 | 23.938 | 190.1 | | | | | | | |
| 9 | 1'31.742 | 21.349 | 25.124 | 21.408 | 23.861 | 191.7 | | | | | | | |
| 10 | 1'31.462 | 21.152 | 25.159 | 21.256 | 23.895 | 193.7 | | | | | | | |
| 11 | 1'31.479 | 21.236 | 25.120 | 21.245 | 23.878 | 193.5 | | | | | | | |
| 12 | 1'31.577 | 21.293 | 25.057 | 21.278 | 23.949 | 192.4 | | | | | | | |
| 13 | 1'31.543 | 21.314 | 25.105 | 21.229 | 23.895 | 192.8 | | | | | | | |
| 14 | 1'31.966 | 21.280 | 25.291 | 21.306 | 24.089 | 193.3 | | | | | | | |
| 15 | 1'31.574 | 21.232 | 25.105 | 21.261 | 23.976 | 193.5 | | | | | | | |
| 16 | 1'31.565 | 21.414 | 25.120 | 21.185 | 23.846 | 193.9 | | | | | | | |
| 17 | 1'31.687 | 21.220 | 25.077 | 21.323 | 24.067 | 193.9 | | | | | | | |
| 18 | 1'31.513 | 21.117 | 25.200 | 21.258 | 23.938 | 193.5 | | | | | | | |
| 19 | 1'31.424 | 21.155 | 25.120 | 21.241 | 23.908 | 194.1 | | | | | | | |

16th 55 Noah DETTWILER Red Bull MotoGP Roo SWI

Runs=1 Total laps=19 Full laps=18

| | | | | | | |
|----|----------|--------|--------|--------|--------|-------|
| 1 | 1'36.508 | 24.345 | 25.858 | 21.541 | 24.764 | 127.4 |
| 2 | 1'32.113 | 21.417 | 25.313 | 21.167 | 24.216 | 198.9 |
| 3 | 1'31.684 | 21.484 | 25.091 | 21.136 | 23.973 | 195.6 |
| 4 | 1'31.777 | 21.447 | 25.184 | 21.143 | 24.003 | 196.7 |
| 5 | 1'31.518 | 21.414 | 24.950 | 21.092 | 24.062 | 196.3 |
| 6 | 1'32.272 | 21.365 | 25.231 | 21.615 | 24.061 | 196.9 |
| 7 | 1'32.037 | 21.462 | 25.094 | 21.258 | 24.223 | 195.0 |
| 8 | 1'32.219 | 21.538 | 25.289 | 21.333 | 24.059 | 192.8 |
| 9 | 1'32.163 | 21.459 | 25.228 | 21.445 | 24.031 | 194.6 |
| 10 | 1'32.205 | 21.426 | 25.252 | 21.390 | 24.137 | 194.7 |
| 11 | 1'32.416 | 21.393 | 25.259 | 21.457 | 24.307 | 194.5 |
| 12 | 1'32.279 | 21.416 | 25.381 | 21.400 | 24.082 | 193.5 |
| 13 | 1'32.590 | 21.343 | 25.397 | 21.508 | 24.342 | 193.0 |
| 14 | 1'32.415 | 21.403 | 25.306 | 21.500 | 24.206 | 194.3 |
| 15 | 1'32.496 | 21.530 | 25.261 | 21.427 | 24.278 | 195.5 |
| 16 | 1'32.823 | 21.459 | 25.565 | 21.676 | 24.123 | 194.9 |
| 17 | 1'32.948 | 21.397 | 25.516 | 21.711 | 24.324 | 194.9 |
| 18 | 1'32.908 | 21.494 | 25.570 | 21.474 | 24.370 | 194.5 |
| 19 | 1'32.965 | 21.550 | 25.319 | 21.639 | 24.457 | 194.1 |

17th 70 Tyler SCOTT Red Bull MotoGP Roo USA

Runs=1 Total laps=19 Full laps=18

| | | | | | | |
|----|----------|--------|--------|--------|--------|-------|
| 1 | 1'36.325 | 24.450 | 25.938 | 21.390 | 24.547 | 130.0 |
| 2 | 1'32.831 | 21.757 | 25.730 | 21.257 | 24.087 | 194.0 |
| 3 | 1'32.412 | 21.715 | 25.113 | 21.323 | 24.261 | 194.6 |
| 4 | 1'32.439 | 21.489 | 25.192 | 21.339 | 24.419 | 193.4 |
| 5 | 1'32.237 | 21.379 | 25.161 | 21.412 | 24.285 | 194.4 |
| 6 | 1'32.896 | 21.286 | 25.373 | 21.952 | 24.285 | 195.5 |
| 7 | 1'32.561 | 21.343 | 25.366 | 21.461 | 24.391 | 193.5 |
| 8 | 1'32.396 | 21.357 | 25.463 | 21.441 | 24.135 | 192.4 |
| 9 | 1'32.604 | 21.390 | 25.400 | 21.556 | 24.258 | 193.4 |
| 10 | 1'32.417 | 21.257 | 25.474 | 21.461 | 24.225 | 194.0 |
| 11 | 1'33.220 | 21.259 | 25.654 | 21.895 | 24.412 | 193.9 |
| 12 | 1'32.983 | 21.397 | 25.475 | 21.729 | 24.382 | 193.0 |
| 13 | 1'32.851 | 21.478 | 25.527 | 21.525 | 24.321 | 192.7 |
| 14 | 1'33.398 | 21.427 | 25.542 | 21.849 | 24.580 | 195.1 |
| 15 | 1'33.217 | 21.358 | 25.585 | 21.721 | 24.553 | 195.1 |
| 16 | 1'33.256 | 21.368 | 25.514 | 21.765 | 24.609 | 194.9 |
| 17 | 1'32.908 | 21.262 | 25.305 | 21.771 | 24.570 | 194.6 |
| 18 | 1'33.629 | 21.640 | 25.442 | 22.017 | 24.530 | 195.0 |

18th 62 Aidan LIEBENBER Red Bull MotoGP Roo RSA

Runs=1 Total laps=10 Full laps=8

| | | | | | | |
|----|------------|--------|--------|--------|--------|-------|
| 1 | 1'37.369 | 24.806 | 26.115 | 21.733 | 24.715 | 122.6 |
| 2 | 1'34.285 | 22.013 | 25.820 | 21.843 | 24.609 | 190.2 |
| 3 | 1'34.594 | 21.877 | 25.796 | 22.156 | 24.765 | 187.5 |
| 4 | 1'35.492 | 21.946 | 26.299 | 22.248 | 24.999 | 185.6 |
| 5 | 1'35.110 | 22.022 | 26.113 | 22.163 | 24.812 | 188.3 |
| 6 | 1'35.977 | 22.028 | 26.276 | 22.578 | 25.095 | 187.2 |
| 7 | 1'36.501 | 22.411 | 26.462 | 22.531 | 25.097 | 181.5 |
| 8 | 1'36.304 | 22.260 | 26.480 | 22.552 | 25.012 | 184.7 |
| 9 | 1'36.355 | 22.165 | 26.395 | 22.575 | 25.220 | 185.4 |
| 10 | 1'39.972 P | 22.292 | 26.284 | 22.646 | 28.750 | 186.2 |

19th 6 Phillip TONN Red Bull MotoGP Roo GER

Runs=1 Total laps=8 Full laps=6

| | | | | | | |
|------------|----------|--------|--------|--------|--------|-------|
| 1 | 1'34.726 | 23.930 | 25.611 | 21.066 | 24.119 | 118.4 |
| 2 | 1'31.290 | 21.294 | 25.040 | 21.029 | 23.927 | 194.8 |
| 3 | 1'30.955 | 21.231 | 24.774 | 20.989 | 23.961 | 191.5 |
| 4 | 1'31.181 | 21.377 | 24.983 | 20.843 | 23.978 | 197.0 |
| 5 | 1'31.022 | 21.189 | 24.878 | 20.975 | 23.980 | 193.7 |
| 6 | 1'31.448 | 21.224 | 24.939 | 21.226 | 24.059 | 192.7 |
| 7 | 1'31.816 | 21.275 | 25.079 | 21.404 | 24.058 | 192.1 |
| unfinished | | 21.161 | | | | 191.3 |

20th 45 Clément ROUGÉ Red Bull MotoGP Roo FRA

Runs=1 Total laps=7 Full laps=5

| | | | | | | |
|---|------------|--------|--------|--------|--------|-------|
| 1 | 1'32.788 | 23.457 | 24.919 | 20.652 | 23.760 | 117.6 |
| 2 | 1'30.189 | 21.142 | 24.832 | 20.694 | 23.521 | 196.7 |
| 3 | 1'30.117 | 21.255 | 24.573 | 20.701 | 23.588 | 194.9 |
| 4 | 1'30.282 | 21.133 | 24.732 | 20.789 | 23.628 | 196.0 |
| 5 | 1'30.331 | 21.013 | 24.652 | 20.914 | 23.752 | 195.6 |
| 6 | 2'09.372 | 21.049 | 35.155 | 34.611 | 38.557 | 194.6 |
| 7 | 1'48.274 P | 22.468 | 25.808 | 23.579 | 36.419 | 185.4 |

21st 56 Haruki NOGUCHI Red Bull MotoGP Roo JPN

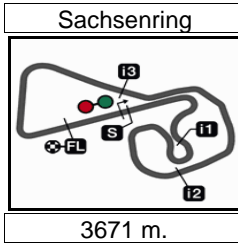
Runs=1 Total laps=1 Full laps=0

| | | | | | | |
|------------|--|--------|--------|--------|--|-------|
| unfinished | | 22.077 | 25.152 | 20.636 | | 102.7 |
|------------|--|--------|--------|--------|--|-------|

Fastest Lap: Pedro ACOSTA Red Bull MotoGP Roo SPA 1'29.282 20.978 24.504 20.447 23.353

DORNA DATA PROCESSING TIMING SERVICE DORNA DATA PROCESSING TIMING SERVICE DORNA DATA PROCESSING TIMING SERVICE DORNA DATA PROCESSING TIMING SERVICE DORNA DATA PROCESSING TIMING SERVICE DORNA DATA PROCESSING TIMING SERVICE DORNA DATA PROCESSING TIMING SERVICE DORNA DATA PROCCESSS





3671 m.

|  | Rider | Nation | Team | Motorcycle | Time | Lap Total | Gap |
|---|---------------------------------|--------|-----------------------------|------------|-----------------|-----------|-------------|
| 1 | 37 Pedro ACOSTA | SPA | Red Bull MotoGP Rookies Cup | KTM | 1'29.282 | 3 19 | |
| 2 | 30 Max COOK | GBR | Red Bull MotoGP Rookies Cup | KTM | 1'29.294 | 16 19 | 0.012 0.012 |
| 3 | 5 Lorenzo FELLON | FRA | Red Bull MotoGP Rookies Cup | KTM | 1'29.383 | 5 19 | 0.101 0.089 |
| 4 | 92 Yuki KUNII | JPN | Red Bull MotoGP Rookies Cup | KTM | 1'29.396 | 7 19 | 0.114 0.013 |
| 5 | 48 Gabin PLANQUES | FRA | Red Bull MotoGP Rookies Cup | KTM | 1'29.416 | 3 19 | 0.134 0.020 |
| 6 | 50 Jason DUPASQUIER | SWI | Red Bull MotoGP Rookies Cup | KTM | 1'29.477 | 5 19 | 0.195 0.061 |
| 7 | 29 Billy VAN EERDE | AUS | Red Bull MotoGP Rookies Cup | KTM | 1'29.483 | 16 19 | 0.201 0.006 |
| 8 | 89 Marcos URIARTE | SPA | Red Bull MotoGP Rookies Cup | KTM | 1'29.484 | 3 19 | 0.202 0.001 |
| 9 | 99 Carlos TATAY | SPA | Red Bull MotoGP Rookies Cup | KTM | 1'29.500 | 6 19 | 0.218 0.016 |
| 10 | 38 David SALVADOR | SPA | Red Bull MotoGP Rookies Cup | KTM | 1'29.657 | 4 19 | 0.375 0.157 |
| 11 | 11 Alex ESCRIG | SPA | Red Bull MotoGP Rookies Cup | KTM | 1'29.692 | 6 19 | 0.410 0.035 |
| 12 | 45 Clément ROUGÉ | FRA | Red Bull MotoGP Rookies Cup | KTM | 1'30.117 | 3 7 | 0.835 0.425 |
| 13 | 28 Matteo BERTELLE | ITA | Red Bull MotoGP Rookies Cup | KTM | 1'30.217 | 5 19 | 0.935 0.100 |
| 14 | 84 Zonta VAN DEN GOORBER | NED | Red Bull MotoGP Rookies Cup | KTM | 1'30.316 | 4 19 | 1.034 0.099 |
| 15 | 74 Daijiro SAKO | JPN | Red Bull MotoGP Rookies Cup | KTM | 1'30.588 | 5 19 | 1.306 0.272 |
| 16 | 6 Phillip TONN | GER | Red Bull MotoGP Rookies Cup | KTM | 1'30.955 | 3 7 | 1.673 0.367 |
| 17 | 88 Artem MARAEV | RUS | Red Bull MotoGP Rookies Cup | KTM | 1'31.392 | 4 19 | 2.110 0.437 |
| 18 | 55 Noah DETTWILER | SWI | Red Bull MotoGP Rookies Cup | KTM | 1'31.518 | 5 19 | 2.236 0.126 |
| 19 | 70 Tyler SCOTT | USA | Red Bull MotoGP Rookies Cup | KTM | 1'32.237 | 5 19 | 2.955 0.719 |
| 20 | 62 Aidan LIEBENBERG | RSA | Red Bull MotoGP Rookies Cup | KTM | 1'34.285 | 2 10 | 5.003 2.048 |

| <i>Num</i> | <i>Lap Time</i> | <i>Gap</i> | | | |
|------------|-----------------|------------|----|----------|-------|
| 30 | 1'29.684 | 2.622 | 29 | 1'30.308 | 2.372 |
| 11 | 1'29.935 | 3.224 | 30 | 1'30.215 | 2.411 |
| 48 | 1'30.449 | 3.661 | 37 | 1'30.789 | 2.459 |
| 28 | 1'31.218 | 18.229 | 50 | 1'30.549 | 2.474 |
| 84 | 1'31.311 | 18.461 | 5 | 1'30.693 | 2.514 |
| 74 | 1'31.413 | 20.722 | 38 | 1'30.962 | 5.170 |
| 88 | 1'31.574 | 29.577 | 11 | 1'30.655 | 6.690 |
| 55 | 1'32.496 | 36.961 | 89 | 1'30.499 | 6.709 |
| 70 | 1'33.217 | 45.056 | 48 | 1'32.118 | 9.821 |

Lap 16

| | | | | | |
|----|----------|--------|----|----------|--------|
| 99 | 1'29.784 | | 28 | 1'31.722 | 26.723 |
| 92 | 1'29.758 | 0.748 | 84 | 1'31.609 | 26.777 |
| 37 | 1'29.540 | 1.519 | 74 | 1'31.271 | 27.323 |
| 29 | 1'29.483 | 1.863 | 88 | 1'31.424 | 36.525 |
| 5 | 1'29.669 | 1.959 | 55 | 1'32.965 | 49.364 |
| 50 | 1'29.499 | 2.038 | 70 | 1'32.274 | 57.882 |
| 30 | 1'29.294 | 2.132 | | | |
| 38 | 1'29.842 | 2.625 | | | |
| 89 | 1'30.593 | 3.199 | | | |
| 11 | 1'30.206 | 3.646 | | | |
| 48 | 1'30.616 | 4.493 | | | |
| 28 | 1'31.286 | 19.731 | | | |
| 84 | 1'31.308 | 19.985 | | | |
| 74 | 1'31.850 | 22.788 | | | |
| 88 | 1'31.565 | 31.358 | | | |
| 55 | 1'32.823 | 40.000 | | | |
| 70 | 1'33.256 | 48.528 | | | |

Lap 17

| | | |
|----|----------|--------|
| 99 | 1'29.751 | |
| 92 | 1'29.624 | 0.621 |
| 37 | 1'29.496 | 1.264 |
| 5 | 1'29.570 | 1.778 |
| 29 | 1'29.827 | 1.939 |
| 50 | 1'29.738 | 2.025 |
| 30 | 1'29.726 | 2.107 |
| 38 | 1'29.945 | 2.819 |
| 89 | 1'31.225 | 4.673 |
| 11 | 1'30.962 | 4.857 |
| 48 | 1'31.225 | 5.967 |
| 84 | 1'32.574 | 22.808 |
| 28 | 1'32.979 | 22.959 |
| 74 | 1'31.517 | 24.554 |
| 88 | 1'31.687 | 33.294 |
| 55 | 1'32.948 | 43.197 |
| 70 | 1'32.908 | 51.685 |

Lap 18

| | | |
|----|----------|--------|
| 99 | 1'29.736 | |
| 92 | 1'29.572 | 0.457 |
| 37 | 1'30.112 | 1.640 |
| 5 | 1'29.749 | 1.791 |
| 50 | 1'29.606 | 1.895 |
| 29 | 1'29.831 | 2.034 |
| 30 | 1'29.795 | 2.166 |
| 38 | 1'31.095 | 4.178 |
| 11 | 1'30.884 | 6.005 |
| 89 | 1'31.243 | 6.180 |
| 48 | 1'31.442 | 7.673 |
| 28 | 1'31.748 | 24.971 |
| 84 | 1'32.066 | 25.138 |
| 74 | 1'31.204 | 26.022 |
| 88 | 1'31.513 | 35.071 |
| 55 | 1'32.908 | 46.369 |
| 70 | 1'33.629 | 55.578 |

Lap 19

| | | |
|----|----------|-------|
| 92 | 1'29.513 | |
| 99 | 1'30.023 | 0.053 |

Lapped rider

DORNA DATA PROCESSING TIMING SERVICE DORNA DATA PROCESSING TIMING SERVICE DORNA DATA PROCESSING TIMING SERVICE DORNA DATA PROCESSING TIMING SERVICE DORNA DATA PROCESSING TIMING SERVICE DORNA DATA PROCESSING TIMING SERVICE DORNA DATA PROCESSING TIMING SERVICE DORNA DATA PROCESSING TIMING SERVICE DORNA DATA PROCESSING TIMING SERVICE DORNA DATA PROCESSING TIMING SERVICE DORNA DATA PROCESSING



