Sachsenring

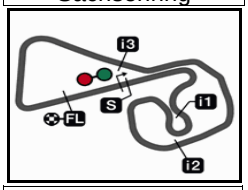

3671 m.

Results and timing service provided by TISSOT

RookiesCup

HJC HELMETS MOTORRAD GRAND PRIX DEUTSCHLAND

Free Practice Nr. 2

Classification

		Rider	Nation	Team	Motorcycle	Time	Lap	Total	Gap		Top Speed
1	99	**Carlos TATAY**	SPA	Red Bull MotoGP Rookies Cup	KTM	**1'29.640**	17	19			**199.5**
2	37	**Pedro ACOSTA**	SPA	Red Bull MotoGP Rookies Cup	KTM	**1'29.677**	9	18	0.037	0.037	**201.8**
3	89	**Marcos URIARTE**	SPA	Red Bull MotoGP Rookies Cup	KTM	**1'29.922**	9	19	0.282	0.245	**203.1**
4	38	**David SALVADOR**	SPA	Red Bull MotoGP Rookies Cup	KTM	**1'30.123**	14	20	0.483	0.201	**199.7**
5	29	**Billy VAN EERDE**	AUS	Red Bull MotoGP Rookies Cup	KTM	**1'30.202**	14	19	0.562	0.079	**203.1**
6	92	**Yuki KUNII**	JPN	Red Bull MotoGP Rookies Cup	KTM	**1'30.213**	7	20	0.573	0.011	**200.1**
7	5	**Lorenzo FELLON**	FRA	Red Bull MotoGP Rookies Cup	KTM	**1'30.260**	11	18	0.620	0.047	**200.0**
8	56	**Haruki NOGUCHI**	JPN	Red Bull MotoGP Rookies Cup	KTM	**1'30.362**	4	15	0.722	0.102	**203.9**
9	50	**Jason DUPASQUIER**	SWI	Red Bull MotoGP Rookies Cup	KTM	**1'30.572**	4	19	0.932	0.210	**200.9**
10	48	**Gabin PLANQUES**	FRA	Red Bull MotoGP Rookies Cup	KTM	**1'30.701**	8	20	1.061	0.129	**201.2**
11	11	**Alex ESCRIG**	SPA	Red Bull MotoGP Rookies Cup	KTM	**1'30.792**	6	16	1.152	0.091	**199.4**
12	30	**Max COOK**	GBR	Red Bull MotoGP Rookies Cup	KTM	**1'30.893**	11	18	1.253	0.101	**196.5**
13	28	**Matteo BERTELLE**	ITA	Red Bull MotoGP Rookies Cup	KTM	**1'31.035**	11	18	1.395	0.142	**200.9**
14	6	**Phillip TONN**	GER	Red Bull MotoGP Rookies Cup	KTM	**1'31.200**	9	19	1.560	0.165	**199.2**
15	45	**Clément ROUGÉ**	FRA	Red Bull MotoGP Rookies Cup	KTM	**1'31.225**	15	18	1.585	0.025	**200.7**
16	88	**Artem MARAEV**	RUS	Red Bull MotoGP Rookies Cup	KTM	**1'31.256**	12	20	1.616	0.031	**198.8**
17	44	**Nicolas HERNANDEZ**	COL	Red Bull MotoGP Rookies Cup	KTM	**1'31.334**	10	18	1.694	0.078	**196.5**
18	74	**Daijiro SAKO**	JPN	Red Bull MotoGP Rookies Cup	KTM	**1'31.636**	6	20	1.996	0.302	**201.4**
19	84	**Zonta VAN DEN GOORBE**	NED	Red Bull MotoGP Rookies Cup	KTM	**1'31.927**	15	15	2.287	0.291	**198.2**
20	55	**Noah DETTWILER**	SWI	Red Bull MotoGP Rookies Cup	KTM	**1'32.865**	18	19	3.225	0.938	**199.1**
21	62	**Aidan LIEBENBERG**	RSA	Red Bull MotoGP Rookies Cup	KTM	**1'34.048**	13	19	4.408	1.183	**193.0**
22	70	**Tyler SCOTT**	USA	Red Bull MotoGP Rookies Cup	KTM	**1'34.245**	18	19	4.605	0.197	**198.3**
Not classified											
	7	**Barry BALTUS**	BEL	Red Bull MotoGP Rookies Cup	KTM						

Practice condition: **Dry**
Air: 25°
Humidity: 34%
Ground: 39°

Fastest Lap:	Lap: 17	**Carlos TATAY**	**1'29.640**	147.4 Km/h
Best Race Lap:	2018	**Adrian CARRASCO**	**1'28.845**	148.7 Km/h
All Time Lap Record:	2018	**Can ÖNCÜ**	**1'28.786**	148.8 Km/h

The results are provisional until the end of the limit for protest and appeals.

Time limit for protest expires 30' after publication of the results - ..... Time: .....

DORNA DATA PROCESSING .TIMING SERVICE DORNA DATA PROCESSING TIMING SERVICE DORNA DATA PROCESSING TIMING SERVICE DORNA DATA PROCESSING TIMING SERVICE DORNA DATA PROCESSING TIMING SERVICE DORNA DATA PROCESSING TIMING SERVICE DORNA DATA PROCESSING TIMING SERVICE DORNA DATA PROCCEESSS

Sachsenring, Friday, July 05, 2019

Sachsenring

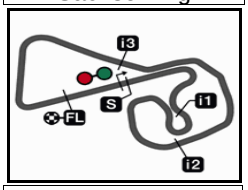

3671 m.

Results and timing service provided by TISSOT

RookiesCup

HJC HELMETS MOTORRAD GRAND PRIX DEUTSCHLAND

Free Practice Nr. 2

Top Speed & Average

	Rider	Nation	Motorcycle	Top 5 speeds					Average	Top
56	**Haruki NOGUCHI**	**JPN**	KTM	203.9	201.3	200.8	199.9	199.0	201.0	**203.9**
89	**Marcos URIARTE**	**SPA**	KTM	203.1	201.4	200.5	199.8	199.2	200.8	**203.1**
29	**Billy VAN EERDE**	**AUS**	KTM	203.1	201.2	200.7	200.2	199.8	200.8	**203.1**
37	**Pedro ACOSTA**	**SPA**	KTM	201.8	200.9	200.2	199.9	199.7	200.5	**201.8**
74	**Daijiro SAKO**	**JPN**	KTM	201.4	196.8	196.7	196.3	195.6	197.1	**201.4**
48	**Gabin PLANQUES**	**FRA**	KTM	201.2	201.1	200.2	200.0	199.5	200.4	**201.2**
50	**Jason DUPASQUIER**	**SWI**	KTM	200.9	199.4	198.1	197.9	197.9	198.8	**200.9**
28	**Matteo BERTELLE**	**ITA**	KTM	200.9	199.7	197.9	197.7	197.5	198.7	**200.9**
45	**Clément ROUGÉ**	**FRA**	KTM	200.7	200.5	197.9	197.7	196.3	198.6	**200.7**
92	**Yuki KUNII**	**JPN**	KTM	200.1	198.1	197.8	197.3	196.7	198.0	**200.1**
5	**Lorenzo FELLON**	**FRA**	KTM	200.0	199.8	199.8	199.2	199.1	199.6	**200.0**
38	**David SALVADOR**	**SPA**	KTM	199.7	199.1	198.5	198.2	197.0	198.5	**199.7**
99	**Carlos TATAY**	**SPA**	KTM	199.5	198.8	198.1	196.3	196.1	197.8	**199.5**
11	**Alex ESCRIG**	**SPA**	KTM	199.4	199.2	198.0	197.7	197.6	198.4	**199.4**
6	**Phillip TONN**	**GER**	KTM	199.2	199.1	198.4	197.3	196.4	198.1	**199.2**
55	**Noah DETTWILER**	**SWI**	KTM	199.1	198.2	198.2	197.6	197.5	198.1	**199.1**
88	**Artem MARAEV**	**RUS**	KTM	198.8	198.6	197.5	196.8	196.1	197.6	**198.8**
70	**Tyler SCOTT**	**USA**	KTM	198.3	198.1	196.7	195.8	195.0	196.5	**198.3**
84	**Zonta VAN DEN GOORBERGH**	**NED**	KTM	198.2	197.0	197.0	196.8	196.2	197.0	**198.2**
44	**Nicolas HERNANDEZ**	**COL**	KTM	196.5	196.3	194.6	193.9	193.2	194.9	**196.5**
30	**Max COOK**	**GBR**	KTM	196.5	196.4	194.8	194.5	194.4	195.3	**196.5**
62	**Aidan LIEBENBERG**	**RSA**	KTM	193.0	192.7	191.6	191.4	190.9	191.9	**193.0**

DORNA DATA PROCESSING ,TIMING SERVICE DORNA DATA PROCESSING TIMING SERVICE DORNA DATA PROCESSING TIMING SERVICE DORNA DATA PROCESSING TIMING SERVICE DORNA DATA PROCESSING TIMING SERVICE DORNA DATA PROCESSING TIMING SERVICE DORNA DATA PROCESSING TIMING SERVICE DORNA DATA PROCCEESSS

Sachsenring, Friday, July 05, 2019

Sachsenring

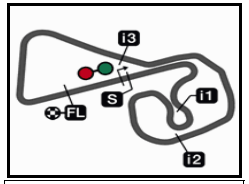

3671 m.

Results and timing service provided by TISSOT

RookiesCup

HJC HELMETS MOTORRAD GRAND PRIX DEUTSCHLAND

Free Practice Nr. 2

Best Partial Times

IT *Ideal Lap Time, sum of the best partial times* ***BT*** *Best Lap Time*

T1			T2		T3		T4	
Pos	Rider	Time	Rider	Time	Rider	Time	Rider	Time
1	P.ACOSTA	20.766	C.TATAY	24.455	M.URIARTE	20.583	M.URIARTE	23.371
2	**M.URIARTE**	**20.864**	**D.SALVADOR**	**24.566**	**P.ACOSTA**	**20.642**	**C.TATAY**	**23.419**
3	C.TATAY	20.887	Y.KUNII	24.665	H.NOGUCHI	20.668	P.ACOSTA	23.439
4	**Y.KUNII**	**20.903**	**P.ACOSTA**	**24.687**	**J.DUPASQUIER**	**20.689**	**G.PLANQUES**	**23.483**
5	B.VAN EERDE	20.905	J.DUPASQUIER	24.715	Y.KUNII	20.689	D.SALVADOR	23.529
6	**D.SALVADOR**	**20.965**	**L.FELLON**	**24.731**	**C.TATAY**	**20.713**	**Y.KUNII**	**23.538**
7	L.FELLON	20.970	B.VAN EERDE	24.743	P.TONN	20.717	L.FELLON	23.610
8	**H.NOGUCHI**	**20.981**	**H.NOGUCHI**	**24.767**	**B.VAN EERDE**	**20.736**	**H.NOGUCHI**	**23.616**
9	C.ROUGÉ	21.023	M.URIARTE	24.806	L.FELLON	20.741	B.VAN EERDE	23.655
10	**M.BERTELLE**	**21.083**	**M.COOK**	**24.868**	**D.SALVADOR**	**20.811**	**J.DUPASQUIER**	**23.678**
11	P.TONN	21.099	A.ESCRIG	24.884	A.MARAEV	20.880	A.ESCRIG	23.724
12	**A.ESCRIG**	**21.116**	**C.ROUGÉ**	**24.902**	**N.HERNANDEZ**	**20.904**	**M.COOK**	**23.760**
13	J.DUPASQUIER	21.117	D.SAKO	24.907	M.BERTELLE	20.934	A.MARAEV	23.765
14	**Z.VAN DEN GOO**	**21.156**	**P.TONN**	**24.924**	**C.ROUGÉ**	**20.981**	**M.BERTELLE**	**23.766**
15	M.COOK	21.178	G.PLANQUES	24.962	M.COOK	21.002	C.ROUGÉ	23.780
16	**G.PLANQUES**	**21.209**	**N.HERNANDEZ**	**25.025**	**A.ESCRIG**	**21.006**	**P.TONN**	**23.880**
17	A.MARAEV	21.215	A.MARAEV	25.048	G.PLANQUES	21.024	D.SAKO	23.981
18	**D.SAKO**	**21.271**	**M.BERTELLE**	**25.119**	**D.SAKO**	**21.223**	**N.HERNANDEZ**	**23.988**
19	N.HERNANDEZ	21.305	Z.VAN DEN GOO	25.144	Z.VAN DEN GOO	21.385	Z.VAN DEN GOO	24.016
20	**N.DETTWILER**	**21.513**	**N.DETTWILER**	**25.465**	**N.DETTWILER**	**21.474**	**N.DETTWILER**	**24.189**
21	T.SCOTT	21.631	A.LIEBENBERG	25.747	A.LIEBENBERG	21.681	T.SCOTT	24.356
22	**A.LIEBENBERG**	**21.838**	**T.SCOTT**	**25.948**	**T.SCOTT**	**21.750**	**A.LIEBENBERG**	**24.594**
23	B.BALTUS		B.BALTUS	31.325	B.BALTUS	25.412	B.BALTUS	

Pos	Rider	IT	BT	
1	**C.TATAY**	1'29.474	1'29.640	(1)
2	**P.ACOSTA**	1'29.534	1'29.677	(2)
3	**M.URIARTE**	1'29.624	1'29.922	(3)
4	**Y.KUNII**	1'29.795	1'30.213	(6)
5	**D.SALVADOR**	1'29.871	1'30.123	(4)
6	**H.NOGUCHI**	1'30.032	1'30.362	(8)
7	**B.VAN EERDE**	1'30.039	1'30.202	(5)
8	**L.FELLON**	1'30.052	1'30.260	(7)
9	**J.DUPASQUIE**	1'30.199	1'30.572	(9)
10	**P.TONN**	1'30.620	1'31.200	(14)
11	**G.PLANQUES**	1'30.678	1'30.701	(10)
12	**C.ROUGÉ**	1'30.686	1'31.225	(15)
13	**A.ESCRIG**	1'30.730	1'30.792	(11)
14	**M.COOK**	1'30.808	1'30.893	(12)
15	**M.BERTELLE**	1'30.902	1'31.035	(13)
16	**A.MARAEV**	1'30.908	1'31.256	(16)
17	**N.HERNANDE**	1'31.222	1'31.334	(17)
18	**D.SAKO**	1'31.382	1'31.636	(18)
19	**Z.VAN DEN G**	1'31.701	1'31.927	(19)
20	**N.DETTWILER**	1'32.641	1'32.865	(20)
21	**T.SCOTT**	1'33.685	1'34.245	(22)
22	**A.LIEBENBER**	1'33.860	1'34.048	(21)
-1	**B.BALTUS**			(-1)

DORNA DATA PROCESSING .TIMING SERVICE DORNA DATA PROCESSING TIMING SERVICE DORNA DATA PROCESSING TIMING SERVICE DORNA DATA PROCESSING TIMING SERVICE DORNA DATA PROCESSING TIMING SERVICE DORNA DATA PROCESSING TIMING SERVICE DORNA DATA PROCESSING TIMING SERVICE DORNA DATA PROCCEESSS

Sachsenring

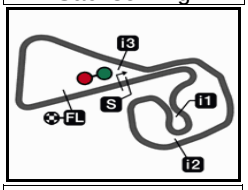

3671 m.

Results and timing service provided by TISSOT

RookiesCup

HJC HELMETS MOTORRAD GRAND PRIX DEUTSCHLAND

Free Practice Nr. 2

Fastest Laps Sequence

Practice Time		Rider	Nation	Motorcycle	Time	Km/h	Rider's Lap
3'20.070	74	**Daijiro SAKO**	JPN	KTM	**1'32.750**	142.4	2
3'37.952	29	**Billy VAN EERDE**	AUS	KTM	**1'31.589**	144.2	2
3'46.041	99	**Carlos TATAY**	SPA	KTM	**1'31.251**	144.8	2
5'10.008	89	**Marcos URIARTE**	SPA	KTM	**1'31.114**	145.0	3
5'10.250	37	**Pedro ACOSTA**	SPA	KTM	**1'30.961**	145.2	3
5'16.565	99	**Carlos TATAY**	SPA	KTM	**1'30.524**	145.9	3
6'40.154	92	**Yuki KUNII**	JPN	KTM	**1'30.274**	146.3	4
9'41.587	37	**Pedro ACOSTA**	SPA	KTM	**1'30.232**	146.4	6
9'47.711	99	**Carlos TATAY**	SPA	KTM	**1'29.928**	146.9	6
14'15.754	37	**Pedro ACOSTA**	SPA	KTM	**1'29.677**	147.3	9
28'25.741	99	**Carlos TATAY**	SPA	KTM	**1'29.640**	147.4	17

DORNA DATA PROCESSING _TIMING SERVICE DORNA DATA PROCESSING TIMING SERVICE DORNA DATA PROCESSING TIMING SERVICE DORNA DATA PROCESSING TIMING SERVICE DORNA DATA PROCESSING TIMING SERVICE DORNA DATA PROCESSING TIMING SERVICE DORNA DATA PROCESSING TIMING SERVICE DORNA DATA PROCCEESSS

Sachsenring

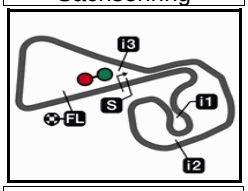

3671 m.

Results and timing service provided by TISSOT

RookiesCup

HJC HELMETS MOTORRAD GRAND PRIX DEUTSCHLAND

Free Practice Nr. 2

Chronological Analysis of Performances

** Lap / Sector time cancelled* — ***T1*** *Time from finish line to 1st intermediate* — ***T3*** *Time from 2nd intermed. to 3rd intermed.*

P *Crossing the finish line in pit lane* — ***T2*** *Time from 1st intermed. to 2nd intermed.* — ***T4*** *Time from 3rd intermediate to finish line*

1st 99 Carlos TATAY — Red Bull MotoGP Roo SPA

Runs=2 Total laps=19 Full laps=15

Lap	Lap Time	T1	T2	T3	T4	Speed
1	2'14.790	25.645	26.987	22.210	25.104	
2	**1'31.251**	21.441	25.050	21.169	23.591	192.5
3	**1'30.524**	21.142	24.868	20.959	23.555	195.1
4	**1'30.491**	21.091	24.685	20.981	23.734	196.1
5	**1'30.727**	21.016	24.957	21.117	23.637	199.5
6	**1'29.928**	20.975	24.536	20.922	23.495	198.8
7	**1'33.825**	21.440	25.711	22.251	24.423	194.4
8	1'35.818 P	21.745	25.224	21.403	27.446	192.8
9	3'26.295	19.338	25.200	21.408	23.784	
10	**1'30.180**	21.132	24.735	20.814	23.499	193.8
11	**1'30.189**	20.887	24.620	20.939	23.743	198.1
12	**1'30.123**	21.057	24.627	20.938	23.501	194.5
13	**1'30.136**	21.000	24.596	20.911	23.629	192.1
14	**1'30.103**	20.993	24.624	20.924	23.562	194.5
15	**1'31.928**	20.927	25.123	21.983	23.895	196.0
16	**1'29.793**	20.991	24.593	20.790	23.419	195.2
17	**1'29.640**	20.925	24.525	20.713	23.477	196.0
18	**1'29.713**	20.971	24.455	20.863	23.424	195.3
19	1'37.757 P	21.589	25.671	22.312	28.185	196.3

2nd 37 Pedro ACOSTA — Red Bull MotoGP Roo SPA

Runs=2 Total laps=18 Full laps=15

Lap	Lap Time	T1	T2	T3	T4	Speed
1	2'07.364	26.912	31.228	25.638	24.802	
2	**1'31.925**	21.449	25.349	21.352	23.775	197.9
3	**1'30.961**	21.176	24.980	20.887	23.918	199.7
4	**1'30.390**	21.254	24.687	20.853	23.596	200.2
5	**1'30.715**	21.147	24.954	20.836	23.778	199.6
6	**1'30.232**	20.865	24.845	20.905	23.617	199.5
7	**1'30.095**	20.807	24.939	20.846	23.503	197.2
8	**1'34.395**	22.509	26.152	21.921	23.813	199.6
9	**1'29.677**	20.766	24.706	20.642	23.563	201.8
10	1'59.097 P	39.555	28.686	22.602	28.254	199.9
11	3'13.067	23.129	28.949	21.290	24.289	
12	**1'30.343**	20.939	24.838	20.697	23.869	197.8
13	**1'31.021**	20.891	25.453	20.994	23.683	200.9
14	**1'30.872**	20.988	25.173	21.070	23.641	197.4
15	**1'30.244**	20.938	24.873	20.994	23.439	197.2
16	**1'32.438**	21.775	25.695	21.207	23.761	196.9
17	**1'30.788**	20.999	24.973	21.192	23.624	196.1
18	**1'30.447**	20.791	24.765	21.211	23.680	198.1

3rd 89 Marcos URIARTE — Red Bull MotoGP Roo SPA

Runs=2 Total laps=19 Full laps=15

Lap	Lap Time	T1	T2	T3	T4	Speed
1	2'06.542	23.290	35.807	29.655	25.896	
2	**1'32.352**	21.962	25.522	21.145	23.723	198.0
3	**1'31.114**	21.388	25.058	20.910	23.758	198.6
4	**1'30.794**	21.289	24.824	20.845	23.836	197.6
5	**1'30.741**	21.170	24.935	20.843	23.793	199.8
6	**1'30.254**	21.017	25.029	20.714	23.494	198.7
7	**1'30.111**	20.864	24.960	20.916	23.371	198.2
8	**1'34.273**	22.469	26.130	21.998	23.676	200.5
9	**1'29.922**	20.983	24.806	20.583	23.550	201.4
10	**1'34.176**	21.801	25.907	22.207	24.261	203.1
11	**1'31.669**	21.126	25.184	21.522	23.837	196.3
12	**1'30.908**	21.190	24.952	21.071	23.695	196.4
13	**1'36.196**	23.618	27.241	21.568	23.769	199.2
14	1'34.818 P	21.154	24.962	20.975	27.727	197.4
15	2'56.641	27.932	27.427	21.982	24.483	
16	**1'34.819**	21.811	25.174	22.106	25.728	192.2
17	**1'34.239**	21.991	25.269	21.760	25.219	184.3
18	**1'32.509**	21.389	25.691	21.393	24.036	196.8
19	1'36.396 P	21.425	25.070	22.022	27.879	194.0

4th 38 David SALVADOR — Red Bull MotoGP Roo SPA

Runs=1 Total laps=20 Full laps=19

Lap	Lap Time	T1	T2	T3	T4	Speed
1	1'47.409	21.072	27.283	22.389	24.374	
2	**1'32.888**	21.711	25.860	21.406	23.911	194.6
3	**1'32.478**	21.567	25.285	21.585	24.041	193.8
4	**1'31.456**	21.348	24.921	21.343	23.844	194.8
5	**1'31.063**	21.245	24.721	21.317	23.780	192.0
6	**1'30.895**	21.093	24.736	21.316	23.750	192.6
7	**1'43.506**	24.579	28.474	22.651	27.802	192.4
8	**1'33.548**	24.235	24.852	20.894	23.567	193.5
9	**1'31.308**	21.557	24.896	21.030	23.825	196.8
10	**1'30.594**	21.061	24.693	21.034	23.806	194.8
11	**1'37.299**	23.050	28.399	21.751	24.099	193.6
12	**1'30.701**	21.383	24.699	21.090	23.529	195.1
13	**1'34.106**	23.523	24.880	21.273	24.430	197.0
14	**1'30.123**	21.087	24.566	20.811	23.659	195.2
15	**1'32.532**	21.496	25.525	21.032	24.479	199.7
16	**1'31.588**	21.134	25.007	21.401	24.046	198.2
17	**1'33.612**	20.965	25.089	22.085	25.473	198.5
18	**1'35.493**	23.604	25.754	21.759	24.376	189.9
19	**1'34.641**	20.974	27.977	21.962	23.728	199.1
20	**1'32.410**	21.060	24.689	22.089	24.572	194.3

5th 29 Billy VAN EERDE — Red Bull MotoGP Roo AUS

Runs=2 Total laps=19 Full laps=16

Lap	Lap Time	T1	T2	T3	T4	Speed
1	2'06.363	28.204	27.234	22.342	24.666	
2	**1'31.589**	21.465	25.371	20.961	23.792	198.0

Fastest Lap: Carlos TATAY — Red Bull MotoGP Roo SPA — **1'29.640** — 20.925 — 24.525 — 20.713 — 23.477

DORNA DATA PROCESSING -TIMING SERVICE DORNA DATA PROCESSING TIMING SERVICE DORNA DATA PROCESSING TIMING SERVICE DORNA DATA PROCESSING TIMING SERVICE DORNA DATA PROCESSING TIMING SERVICE DORNA DATA PROCESSING TIMING SERVICE DORNA DATA PROCESSING TIMING SERVICE DORNA DATA PROCCEESSS

Sachsenring, Friday, July 05, 2019

Free Practice Nr. 2

RookiesCup

Lap	Lap Time		T1	T2	T3	T4	Speed
3	**1'31.615**		21.178	24.969	21.522	23.946	197.4
4	**1'30.758**		21.216	24.922	20.808	23.812	195.8
5	**1'30.941**		21.068	25.124	20.836	23.913	198.0
6	**1'30.771**		21.111	25.019	20.868	23.773	198.4
7	**1'30.371**		20.905	24.811	20.743	23.912	199.8
8	**1'30.731**		21.184	25.057	20.835	23.655	195.7
9	**1'30.491**		21.234	24.810	20.736	23.711	196.7
10	**1'30.545**		21.051	24.743	20.902	23.849	198.6
11	**1'38.727**		23.796	27.642	22.282	25.007	197.2
12	**1'32.705**		21.070	25.765	21.700	24.170	200.7
13	**1'32.001**		21.442	25.773	20.869	23.917	197.6
14	**1'30.202**		20.992	24.776	20.776	23.658	200.2
15	**1'32.910**		21.276	25.611	21.057	24.966	199.5
16	**1'31.743**		21.305	25.036	21.108	24.294	199.8
17	**1'33.545**		21.147	24.996	21.631	25.771	203.1
18	1'34.762	P	21.016	25.071			201.2
19	2'42.354		20.938	25.584	21.132	23.994	

6th 92 Yuki KUNII — Red Bull MotoGP Roo JPN

Runs=2 Total laps=20 Full laps=17

Lap	Lap Time		T1	T2	T3	T4	Speed
1	2'06.708		28.359	26.924	22.719	24.542	
2	**1'31.908**		21.556	25.664	20.999	23.689	196.7
3	**1'31.264**		21.460	25.047	20.981	23.776	194.5
4	**1'30.274**		21.173	24.763	20.800	23.538	194.6
5	**1'31.561**		21.517	24.932	20.950	24.162	194.0
6	**1'30.379**		21.058	25.075	20.689	23.557	197.8
7	**1'30.213**		21.031	24.777	20.760	23.645	200.1
8	**1'30.439**		20.903	24.743	21.013	23.780	198.1
9	**1'30.432**		21.074	24.719	20.915	23.724	193.4
10	**1'37.007**		23.471	28.635	21.046	23.855	194.3
11	**1'31.651**		21.033	25.182	21.457	23.979	194.3
12	**1'30.817**		21.056	24.838	21.110	23.813	193.2
13	**1'34.329**		24.093	25.545	21.014	23.677	194.1
14	**1'30.218**		21.104	24.665	20.840	23.609	195.0
15	**1'32.447**		21.607	25.483	21.002	24.355	197.3
16	**1'31.207**		21.288	24.990	21.258	23.671	194.1
17	1'39.077	P	21.332	24.968	23.091	29.686	194.1
18	1'47.767		20.030	25.261	20.955	23.745	
19	**1'30.581**		21.032	24.975	20.918	23.656	194.5
20	**1'31.228**		21.023	24.821	20.918	24.466	194.5

7th 5 Lorenzo FELLON — Red Bull MotoGP Roo FRA

Runs=4 Total laps=18 Full laps=11

Lap	Lap Time		T1	T2	T3	T4	Speed
1	2'10.584		27.203	27.211	21.510	25.972	
2	**1'31.913**		21.614	25.364	21.218	23.717	194.7
3	**1'31.368**		21.420	24.951	21.090	23.907	196.3
4	**1'32.122**		21.096	25.997	21.106	23.923	198.6
5	**1'31.633**		21.093	25.119	21.485	23.936	199.8
6	**1'30.418**		21.266	24.731	20.741	23.680	198.4
7	**1'31.138**		21.245	25.300	20.983	23.610	199.8
8	**1'30.906**		21.060	24.941	21.109	23.796	199.1
9	1'42.417	P	23.978	28.899	21.399	28.141	197.3
10	1'51.324		19.154	25.118	21.021	23.788	
11	**1'30.260**		21.143	24.731	20.762	23.624	194.4
12	**1'30.478**		20.970	24.789	21.011	23.708	199.2
13	1'35.406	P	21.030	25.215	21.080	28.081	200.0
14	2'42.668		20.864	25.667	21.061	23.888	
15	**1'31.254**		21.105	25.118	21.202	23.829	196.9
16	1'39.639	P	23.891	26.317	21.869	27.562	195.9
17	2'33.929		22.978	25.698	21.395	23.955	
18	**1'31.908**		21.171	24.987	21.294	24.456	196.0

8th 56 Haruki NOGUCHI — Red Bull MotoGP Roo JPN

Runs=2 Total laps=15 Full laps=13

Lap	Lap Time		T1	T2	T3	T4	Speed
1	3'09.098	P	21.688	31.249	37.096	1'27.142	
2	8'05.017		23.262	26.592	21.563	24.055	
3	**1'31.760**		21.376	25.311	21.279	23.794	197.0
4	**1'30.362**		21.132	24.767	20.668	23.795	196.0
5	**1'34.480**		21.901	25.799	22.393	24.387	203.9
6	**1'32.026**		21.352	24.953	21.257	24.464	201.3
7	**1'30.990**		21.392	25.017	20.965	23.616	199.0
8	**1'34.299**		21.621	27.820	21.081	23.777	200.8
9	**1'30.717**		21.164	24.861	20.915	23.777	198.6
10	**1'31.539**		21.046	25.614	20.724	24.155	197.9
11	**1'32.031**		21.566	24.937	21.050	24.478	198.5
12	**1'36.676**		21.423	25.494	23.138	26.621	199.9
13	**1'31.421**		21.156	25.007	21.187	24.071	197.9
14	**1'31.741**		20.981	25.298	21.311	24.151	198.1
15	**1'31.741**		21.117	25.220	21.439	23.965	195.7

9th 50 Jason DUPASQUIE — Red Bull MotoGP Roo SWI

Runs=2 Total laps=19 Full laps=16

Lap	Lap Time		T1	T2	T3	T4	Speed
1	2'15.096		29.952	28.804	23.140	26.119	
2	**1'31.944**		21.685	25.138	21.219	23.902	194.8
3	**1'31.078**		21.472	24.937	20.960	23.709	194.8
4	**1'30.572**		21.280	24.791	20.823	23.678	195.4
5	**1'31.146**		21.458	24.974	20.885	23.829	196.9
6	**1'30.639**		21.427	24.817	20.689	23.706	196.4
7	**1'31.214**		21.322	24.953	21.202	23.737	194.9
8	1'36.557	P	21.800	25.158	21.546	28.053	197.9
9	2'52.296		22.727	25.773	21.740	24.383	
10	**1'31.872**		21.320	24.843	21.472	24.237	197.6
11	**1'31.529**		22.084	24.887	20.868	23.690	184.7
12	**1'31.738**		21.486	25.162	20.931	24.159	198.1
13	**1'30.799**		21.328	24.900	20.861	23.710	195.2
14	**1'33.356**		22.970	25.606	20.872	23.908	193.4
15	**1'31.722**		21.391	24.910	21.373	24.048	197.9
16	**1'34.810**		21.493	25.076	21.938	26.303	199.4
17	**1'34.343**		21.521	26.894	21.564	24.364	197.4
18	**1'34.982**		21.194	26.693	22.978	24.117	200.9
19	**1'31.820**		21.117	24.715	21.588	24.400	196.8

10th 48 Gabin PLANQUES — Red Bull MotoGP Roo FRA

Runs=1 Total laps=20 Full laps=19

Lap	Lap Time		T1	T2	T3	T4	Speed
1	2'06.030		23.702	29.634	25.450	26.289	
2	**1'33.738**		22.136	25.748	21.821	24.033	194.1
3	**1'32.129**		21.340	25.183	21.114	24.492	200.2
4	**1'33.659**		22.417	25.690	21.695	23.857	196.7
5	**1'32.527**		21.329	25.249	21.576	24.373	198.5
6	**1'30.982**		21.319	25.026	21.055	23.582	201.2
7	**1'31.935**		21.268	25.358	21.497	23.812	201.1
8	**1'30.701**		21.209	24.962	21.047	23.483	199.0

Fastest Lap: Carlos TATAY Red Bull MotoGP Roo SPA **1'29.640** 20.925 24.525 20.713 23.477

DORNA DATA PROCESSING ,TIMING SERVICE DORNA DATA PROCESSING TIMING SERVICE DORNA DATA PROCESSING TIMING SERVICE DORNA DATA PROCESSING TIMING SERVICE DORNA DATA PROCESSING TIMING SERVICE DORNA DATA PROCESSING TIMING SERVICE DORNA DATA PROCESSING TIMING SERVICE DORNA DATA PROCCEESSS

Free Practice Nr. 2

RookiesCup

Lap	Lap Time	T1	T2	T3	T4	Speed
9	**1'33.314**	21.677	25.579	21.630	24.428	200.0
10	**1'32.117**	21.524	25.190	21.416	23.987	195.6
11	**1'32.445**	21.496	25.271	21.528	24.150	194.3
12	**1'32.367**	21.456	25.350	21.541	24.020	196.4
13	**1'32.258**	21.481	25.354	21.445	23.978	196.1
14	**1'32.995**	21.497	25.469	21.813	24.216	195.8
15	**1'32.373**	21.518	25.261	21.591	24.003	194.8
16	**1'35.268**	25.022	25.426	21.156	23.664	197.1
17	**1'33.684**	21.573	25.741	22.011	24.359	197.8
18	**1'31.305**	21.467	25.176	21.024	23.638	197.1
19	**1'31.247**	21.330	25.129	21.027	23.761	199.5
20	**1'31.697**	21.310	25.259	21.181	23.947	197.6

11th 11 Alex ESCRIG

Red Bull MotoGP Roo SPA

Runs=3 Total laps=16 Full laps=12

1	1'59.234	23.326	30.191	26.008	27.498	
2	**1'40.266**	24.768	28.046	22.874	24.578	179.1
3	**1'33.682**	22.243	25.790	21.540	24.109	199.2
4	**1'32.884**	21.422	25.562	21.760	24.140	196.8
5	**1'31.886**	21.369	25.029	21.351	24.137	197.6
6	**1'30.792**	21.178	24.884	21.006	23.724	197.7
7	**1'33.608**	21.534	26.397	21.207	24.470	199.4
8	1'35.296 P	21.280	25.193	21.444	27.379	198.0
9	3'44.412 P	20.444	26.877	22.577	29.408	
10	5'25.867	21.935	28.215	23.134	25.000	
11	**1'34.842**	23.419	25.438	21.472	24.513	195.0
12	**1'31.498**	21.544	24.983	21.193	23.778	197.1
13	**1'34.061**	21.508	26.130	22.052	24.371	196.1
14	**1'31.339**	21.317	25.052	21.129	23.841	197.0
15	**1'31.182**	21.177	24.990	21.179	23.836	196.5
16	**1'30.935**	21.116	24.935	21.095	23.789	196.7

12th 30 Max COOK

Red Bull MotoGP Roo GBR

Runs=3 Total laps=18 Full laps=13

1	2'07.342	26.298	29.908	24.837	25.156	
2	**1'32.675**	21.681	25.608	21.302	24.084	194.8
3	**1'31.807**	21.276	25.112	21.150	24.269	196.5
4	**1'32.099**	21.638	25.401	21.181	23.879	194.4
5	**1'31.272**	21.178	25.087	21.160	23.847	193.8
6	**1'31.666**	21.219	25.259	21.190	23.998	194.1
7	**1'31.604**	21.256	25.242	21.139	23.967	192.2
8	**1'32.937**	22.623	25.252	21.147	23.915	192.4
9	1'36.911 P	21.636	25.735	21.545	27.995	193.3
10	3'25.652	22.028	25.540	21.437	23.990	
11	**1'30.893**	21.263	24.868	21.002	23.760	196.4
12	**1'31.594**	21.498	25.121	21.079	23.896	194.5
13	**1'32.233**	21.289	25.110	21.428	24.406	191.5
14	**1'40.967**	21.360	32.691	22.149	24.767	191.2
15	1'36.733 P	21.528	25.398	21.977	27.830	189.7
16	1'57.983	25.908	26.934	22.238	24.399	
17	**1'31.905**	21.219	25.291	21.391	24.004	192.8
18	**1'31.939**	21.269	25.202	21.398	24.070	190.8

13th 28 Matteo BERTELLE

Red Bull MotoGP Roo ITA

Runs=3 Total laps=18 Full laps=13

1	2'06.891	26.779	29.684	25.053	24.780	
2	**1'32.809**	21.794	25.787	21.361	23.867	199.7
3	**1'31.490**	21.178	25.207	20.978	24.127	200.9
4	**1'31.626**	21.356	25.250	21.119	23.901	196.8
5	**1'31.490**	21.271	25.167	21.229	23.823	197.1
6	**1'34.116**	21.787	26.490	21.665	24.174	197.5
7	**1'31.893**	21.375	25.311	21.209	23.998	197.2
8	**1'31.147**	21.301	25.138	20.942	23.766	196.5
9	1'39.008 P	22.298	26.429	21.999	28.282	196.3
10	1'53.650	19.639	25.258	21.353	23.828	
11	**1'31.035**	21.215	25.119	20.934	23.767	197.7
12	**1'31.509**	21.083	25.290	21.271	23.865	197.9
13	**1'31.401**	21.212	25.164	21.085	23.940	195.7
14	1'36.328 P	21.496	25.720	21.820	27.292	195.0
15	2'59.369	22.431	25.891	21.606	24.234	
16	**1'33.520**	21.646	25.775	21.784	24.315	194.6
17	**1'32.646**	21.383	25.591	21.439	24.233	195.0
18	**1'32.930**	21.386	25.629	21.669	24.246	194.8

14th 6 Phillip TONN

Red Bull MotoGP Roo GER

Runs=2 Total laps=19 Full laps=16

1	1'54.329	21.108	27.549	22.965	25.073	
2	**1'33.610**	21.784	25.573	21.875	24.378	190.1
3	**1'32.618**	21.401	25.313	21.546	24.358	194.2
4	**1'32.339**	21.388	25.255	21.422	24.274	192.9
5	**1'32.624**	21.488	25.314	21.571	24.251	193.7
6	**1'31.943**	21.099	24.924	21.469	24.451	196.4
7	**1'31.645**	21.293	25.124	21.151	24.077	192.9
8	**1'35.655**	23.158	26.085	22.472	23.940	194.4
9	**1'31.200**	21.235	24.944	20.971	24.050	195.2
10	1'37.342 P	21.330	25.298	21.517	29.197	199.2
11	2'51.042	21.154	26.961	22.902	25.643	
12	**1'41.270**	23.792	29.435	22.857	25.186	182.8
13	**1'31.648**	21.654	24.962	21.065	23.967	192.4
14	**1'32.994**	21.243	27.053	20.717	23.981	199.1
15	**1'31.322**	21.326	25.010	21.106	23.880	198.4
16	**1'32.520**	21.652	25.014	21.488	24.366	196.0
17	**1'34.647**	21.253	27.334	21.395	24.665	193.5
18	**1'33.672**	21.667	26.294	21.661	24.050	197.3
19	**1'32.047**	21.242	24.975	21.826	24.004	195.4

15th 45 Clément ROUGÉ

Red Bull MotoGP Roo FRA

Runs=3 Total laps=18 Full laps=13

1	2'11.052	24.932	30.198	26.806	29.125	
2	**1'32.059**	21.503	25.281	21.285	23.990	193.4
3	**1'31.353**	21.319	24.902	20.981	24.151	195.1
4	**1'32.400**	21.091	25.493	21.210	24.606	196.2
5	**1'31.444**	21.052	25.037	21.513	23.842	200.7
6	**1'33.671**	22.617	26.267	21.007	23.780	200.5
7	1'40.626 P	21.023	24.992	24.588	30.023	197.9
8	2'52.862	19.964	26.467	22.853	25.850	
9	**1'35.215**	21.478	25.154	22.918	25.665	194.9
10	**1'32.253**	21.394	25.294	21.484	24.081	193.4
11	**1'32.325**	21.283	25.344	21.603	24.095	194.9
12	**1'32.292**	21.293	25.314	21.471	24.214	193.5
13	**1'31.984**	21.426	25.242	21.300	24.016	193.0
14	**1'33.427**	21.352	25.409	21.694	24.972	194.3

Fastest Lap: Carlos TATAY Red Bull MotoGP Roo SPA **1'29.640** 20.925 24.525 20.713 23.477

DORNA DATA PROCESSING ,TIMING SERVICE DORNA DATA PROCESSING TIMING SERVICE DORNA DATA PROCESSING TIMING SERVICE DORNA DATA PROCESSING TIMING SERVICE DORNA DATA PROCESSING TIMING SERVICE DORNA DATA PROCESSING TIMING SERVICE DORNA DATA PROCESSING TIMING SERVICE DORNA DATA PROCCEESSS

Lap	Lap Time		T1	T2	T3	T4	Speed
15	**1'31.225**		21.101	25.164	20.983	23.977	197.7
16	1'40.425	P	23.188	26.595	22.271	28.371	196.2
17	2'33.207		19.910	25.635	21.444	23.939	
18	**1'31.410**		21.210	24.983	21.033	24.184	196.3

16th 88 Artem MARAEV

Red Bull MotoGP Roo RUS

Runs=1 Total laps=20 Full laps=19

Lap	Lap Time		T1	T2	T3	T4	Speed
1	1'52.304		22.362	28.982	22.674	25.333	
2	**1'35.561**		22.859	26.278	21.968	24.456	189.2
3	**1'33.122**		21.826	25.497	21.535	24.264	192.4
4	**1'32.391**		21.659	25.362	21.310	24.060	193.7
5	**1'32.032**		21.498	25.195	21.310	24.029	194.4
6	**1'32.212**		21.474	25.108	21.362	24.268	194.2
7	**1'33.579**		22.219	26.061	21.286	24.013	194.2
8	**1'31.854**		21.392	25.284	21.311	23.867	194.5
9	**1'31.410**		21.540	25.048	20.967	23.855	194.4
10	**1'31.267**		21.389	25.059	21.015	23.804	194.0
11	**1'36.443**		22.724	27.351	22.224	24.144	194.2
12	**1'31.256**		21.259	25.213	21.019	23.765	195.1
13	**1'32.421**		21.670	26.005	20.939	23.807	196.8
14	**1'31.882**		21.595	25.153	20.880	24.254	194.0
15	**1'32.349**		21.504	25.567	20.973	24.305	194.3
16	**1'31.627**		21.264	25.186	21.220	23.957	197.5
17	**1'34.938**		21.674	25.131	21.841	26.292	198.8
18	**1'34.671**		21.394	25.620	22.789	24.868	196.1
19	**1'31.820**		21.215	25.257	21.097	24.251	195.8
20	**1'34.588**		22.395	25.726	21.807	24.660	198.6

17th 44 Nicolas HERNANDE

Red Bull MotoGP Roo COL

Runs=2 Total laps=18 Full laps=15

Lap	Lap Time		T1	T2	T3	T4	Speed
1	2'08.446		25.971	27.003	23.089	25.538	
2	**1'33.096**		22.150	25.570	21.162	24.214	189.5
3	**1'32.837**		21.538	25.503	21.522	24.274	193.2
4	**1'33.098**		21.613	25.530	21.653	24.302	192.9
5	**1'32.414**		21.473	25.729	21.099	24.113	196.3
6	**1'31.927**		21.608	25.196	21.028	24.095	196.5
7	**1'32.080**		21.672	25.025	21.363	24.020	192.0
8	**1'31.799**		21.601	25.201	20.904	24.093	194.6
9	**1'31.835**		21.486	25.208	21.036	24.105	193.1
10	**1'31.334**		21.305	25.057	20.984	23.988	193.9
11	**1'32.132**		21.453	25.146	21.194	24.339	192.2
12	1'39.658	P	22.127	26.122	22.885	28.524	189.8
13	3'22.914		22.728	25.920	21.408	24.163	
14	**1'32.851**		21.703	25.488	21.155	24.505	192.1
15	**1'34.421**		22.172	26.466	21.297	24.486	191.5
16	**1'32.493**		21.783	25.200	21.293	24.217	191.3
17	**1'33.113**		21.449	25.577	21.585	24.502	192.5
18	**1'32.688**		21.727	25.447	21.193	24.321	191.3

18th 74 Daijiro SAKO

Red Bull MotoGP Roo JPN

Runs=1 Total laps=20 Full laps=19

Lap	Lap Time		T1	T2	T3	T4	Speed
1	1'47.320		21.218	26.903	22.040	24.364	
2	**1'32.750**		21.627	25.273	21.514	24.336	194.5
3	**1'32.635**		21.628	25.265	21.631	24.111	192.1
4	**1'31.894**		21.614	25.043	21.223	24.014	194.5
5	**1'31.642**		21.271	24.998	21.365	24.008	196.7
6	**1'31.636**		21.349	24.907	21.311	24.069	196.3
7	**1'33.792**		21.511	25.265	22.434	24.582	195.6
8	**1'33.290**		21.402	25.021	21.338	25.529	194.2
9	**1'32.228**		21.574	25.107	21.403	24.144	191.4
10	**1'32.085**		21.396	25.208	21.432	24.049	194.5
11	**1'32.091**		21.378	24.985	21.421	24.307	194.9
12	**1'40.043**		22.068	28.169	23.771	26.035	193.7
13	**1'33.018**		21.661	25.197	21.983	24.177	193.3
14	**1'32.340**		21.468	25.260	21.467	24.145	192.5
15	**1'32.499**		21.556	25.241	21.479	24.223	195.6
16	**1'32.107**		21.487	25.119	21.520	23.981	194.4
17	**1'33.537**		21.481	25.175	21.885	24.996	196.8
18	**1'34.354**		21.521	26.677	21.381	24.775	195.5
19	**1'33.763**		21.502	26.340	21.677	24.244	194.4
20	**1'34.659**		21.691	25.848	22.169	24.951	201.4

19th 84 Zonta VAN DEN GO

Red Bull MotoGP Roo NED

Runs=3 Total laps=15 Full laps=10

Lap	Lap Time		T1	T2	T3	T4	Speed
1	1'50.434		21.219	27.988	22.032	24.520	
2	**1'33.929**		21.920	25.731	21.698	24.580	193.6
3	**1'33.239**		21.612	25.544	21.728	24.355	194.8
4	**1'33.150**		21.609	25.565	21.649	24.327	194.4
5	**1'32.428**		21.406	25.330	21.421	24.271	195.2
6	1'37.641	P	21.597	25.610	22.106	28.328	193.6
7	1'50.488		20.644	25.247	22.187	24.677	
8	1'38.488	P	21.822	25.982	22.324	28.360	196.2
9	8'02.427		22.126	26.674	22.458	25.146	
10	**1'33.505**		21.826	25.569	21.793	24.317	194.7
11	**1'32.702**		21.577	25.259	21.678	24.188	196.0
12	**1'32.148**		21.300	25.290	21.542	24.016	196.8
13	**1'32.359**		21.219	25.451	21.602	24.087	197.0
14	**1'32.018**		21.156	25.144	21.385	24.333	198.2
15	**1'31.927**		21.168	25.200	21.511	24.048	197.0

20th 55 Noah DETTWILER

Red Bull MotoGP Roo SWI

Runs=1 Total laps=19 Full laps=18

Lap	Lap Time		T1	T2	T3	T4	Speed
1	1'56.561		22.928	29.161	24.384	25.607	
2	**1'37.582**		22.409	26.819	22.930	25.424	197.0
3	**1'37.404**		22.497	26.645	22.702	25.560	195.9
4	**1'35.232**		21.795	26.513	22.224	24.700	198.2
5	**1'34.797**		21.947	26.237	22.095	24.518	199.1
6	**1'34.587**		21.893	26.089	22.167	24.438	197.2
7	**1'34.895**		22.016	26.100	22.204	24.575	195.9
8	**1'34.963**		21.968	26.094	22.378	24.523	195.1
9	**1'34.509**		21.976	25.927	22.036	24.570	194.3
10	**1'34.309**		21.801	25.756	22.160	24.592	194.9
11	**1'34.861**		21.954	26.002	22.337	24.568	194.7
12	**1'34.716**		21.875	25.917	22.245	24.679	193.9
13	**1'34.098**		21.812	25.718	21.846	24.722	194.5
14	**1'33.573**		21.513	25.574	21.794	24.692	198.2
15	**1'34.481**		21.698	25.891	22.012	24.880	194.0
16	**1'33.492**		21.532	25.690	21.892	24.378	197.6
17	**1'33.630**		21.759	25.666	22.016	24.189	193.9
18	**1'32.865**		21.564	25.465	21.609	24.227	197.5
19	**1'33.097**		21.858	25.532	21.474	24.233	195.6

Fastest Lap:	Carlos TATAY	Red Bull MotoGP Roo	SPA	**1'29.640**	20.925	24.525	20.713	23.477

DORNA DATA PROCESSING ,TIMING SERVICE DORNA DATA PROCESSING TIMING SERVICE DORNA DATA PROCESSING TIMING SERVICE DORNA DATA PROCESSING TIMING SERVICE DORNA DATA PROCESSING TIMING SERVICE DORNA DATA PROCESSING TIMING SERVICE DORNA DATA PROCESSING TIMING SERVICE DORNA DATA PROCCEESSS

Free Practice Nr. 2

RookiesCup

21st 62 Aidan LIEBENBER — Red Bull MotoGP Roo RSA

Runs=1 Total laps=19 Full laps=18

Lap	Lap Time		T1	T2	T3	T4	Speed
1	1'56.064		22.440	29.942	24.318	25.937	
2	**1'38.381**		23.035	27.008	22.701	25.637	187.6
3	**1'36.988**		22.398	26.670	22.551	25.369	190.9
4	**1'37.189**		22.783	27.232	22.200	24.974	192.7
5	**1'35.587**		22.157	26.119	22.124	25.187	191.6
6	**1'35.631**		22.290	26.242	22.201	24.898	193.0
7	**1'35.085**		22.042	26.132	22.102	24.809	189.7
8	**1'34.748**		21.978	25.982	21.972	24.816	190.5
9	**1'34.628**		21.896	25.924	21.975	24.833	189.3
10	**1'34.561**		22.026	25.908	21.929	24.698	189.0
11	**1'34.757**		22.024	25.905	22.043	24.785	187.5
12	**1'34.195**		21.971	25.893	21.736	24.595	188.5
13	**1'34.048**		21.838	25.833	21.762	24.615	190.1
14	**1'34.092**		21.938	25.747	21.681	24.726	188.4
15	**1'34.509**		21.930	25.944	21.788	24.847	187.5
16	**1'34.375**		21.892	25.881	21.753	24.849	189.1
17	**1'34.208**		21.902	25.899	21.813	24.594	187.8
18	**1'36.328**		22.228	26.471	22.370	25.259	189.8
19	**1'34.633**		21.891	26.042	21.877	24.823	191.4

22nd 70 Tyler SCOTT — Red Bull MotoGP Roo USA

Runs=2 Total laps=19 Full laps=16

Lap	Lap Time		T1	T2	T3	T4	Speed
1	1'57.046		22.728	28.584	23.196	25.031	
2	**1'36.790**		22.633	26.627	22.540	24.990	195.0
3	**1'37.271**		22.560	26.558	22.620	25.533	192.8
4	**1'36.821**		22.950	26.872	22.181	24.818	194.6
5	**1'36.136**		22.318	26.392	22.307	25.119	198.1
6	**1'36.015**		22.802	26.442	22.072	24.699	193.6
7	**1'35.634**		22.659	26.275	22.008	24.692	196.7
8	**1'35.988**		22.499	26.613	21.999	24.877	195.8
9	**1'36.144**		22.572	26.544	22.316	24.712	192.4
10	1'42.301	P	22.332	28.099	22.822	29.048	194.3
11	2'07.124		21.649	26.925	22.631	24.964	
12	**1'35.125**		21.841	26.376	22.217	24.691	194.4
13	**1'35.715**		22.021	26.641	22.414	24.639	192.9
14	**1'35.084**		21.693	26.303	22.317	24.771	193.2
15	**1'35.789**		22.591	26.242	22.158	24.798	194.0
16	**1'35.205**		21.890	26.210	22.256	24.849	194.0
17	**1'34.417**		21.796	26.198	21.750	24.673	195.0
18	**1'34.245**		21.631	25.975	22.283	24.356	194.2
19	**1'34.756**		21.661	25.948	21.959	25.188	198.3

23rd 7 Barry BALTUS — Red Bull MotoGP Roo BEL

Runs=1 Total laps=1 Full laps=0

Lap	Lap Time		T1	T2	T3	T4	Speed
1	4'26.365	P	26.184	31.325	25.412	2'43.708	

Fastest Lap:	Carlos TATAY	Red Bull MotoGP Roo	SPA	**1'29.640**	20.925	24.525	20.713	23.477

DORNA DATA PROCESSING ,TIMING SERVICE DORNA DATA PROCESSING TIMING SERVICE DORNA DATA PROCESSING TIMING SERVICE DORNA DATA PROCESSING TIMING SERVICE DORNA DATA PROCESSING TIMING SERVICE DORNA DATA PROCESSING TIMING SERVICE DORNA DATA PROCESSING TIMING SERVICE DORNA DATA PROCCEESSS

Sachsenring

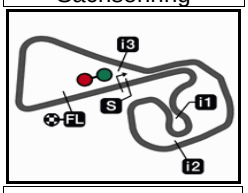

3671 m.

Results and timing service provided by TISSOT

RookiesCup

HJC HELMETS MOTORRAD GRAND PRIX DEUTSCHLAND

Free Practice Nr. 2

Combined Free Practice Times

		Rider	Nation	Team	MOTORCYCLE	FP1		FP2		Gap	
1	99	C.TATAY	SPA	Red Bull MotoGP Rookies Cup	KTM	1'29.942	13	1'29.640	17		
2	37	P.ACOSTA	SPA	Red Bull MotoGP Rookies Cup	KTM	1'30.787	16	1'29.677	9	0.037	0.037
3	89	M.URIARTE	SPA	Red Bull MotoGP Rookies Cup	KTM	1'31.201	17	1'29.922	9	0.282	0.245
4	38	D.SALVADOR	SPA	Red Bull MotoGP Rookies Cup	KTM	1'31.333	14	1'30.123	14	0.483	0.201
5	29	B.VAN EERDE	AUS	Red Bull MotoGP Rookies Cup	KTM	1'30.852	18	1'30.202	14	0.562	0.079
6	92	Y.KUNII	JPN	Red Bull MotoGP Rookies Cup	KTM	1'31.373	19	1'30.213	7	0.573	0.011
7	5	L.FELLON	FRA	Red Bull MotoGP Rookies Cup	KTM	1'31.357	17	1'30.260	11	0.620	0.047
8	56	H.NOGUCHI	JPN	Red Bull MotoGP Rookies Cup	KTM	1'31.948	12	1'30.362	4	0.722	0.102
9	50	J.DUPASQUIER	SWI	Red Bull MotoGP Rookies Cup	KTM	1'31.180	19	1'30.572	4	0.932	0.210
10	48	G.PLANQUES	FRA	Red Bull MotoGP Rookies Cup	KTM	1'32.376	12	1'30.701	8	1.061	0.129
11	11	A.ESCRIG	SPA	Red Bull MotoGP Rookies Cup	KTM	1'31.902	13	1'30.792	6	1.152	0.091
12	30	M.COOK	GBR	Red Bull MotoGP Rookies Cup	KTM	1'31.844	16	1'30.893	11	1.253	0.101
13	28	M.BERTELLE	ITA	Red Bull MotoGP Rookies Cup	KTM	1'32.339	14	1'31.035	11	1.395	0.142
14	6	P.TONN	GER	Red Bull MotoGP Rookies Cup	KTM	1'32.316	12	1'31.200	9	1.560	0.165
15	45	C.ROUGÉ	FRA	Red Bull MotoGP Rookies Cup	KTM	1'32.453	19	1'31.225	15	1.585	0.025
16	88	A.MARAEV	RUS	Red Bull MotoGP Rookies Cup	KTM	1'31.634	19	1'31.256	12	1.616	0.031
17	44	N.HERNANDEZ	COL	Red Bull MotoGP Rookies Cup	KTM	1'32.431	12	1'31.334	10	1.694	0.078
18	74	D.SAKO	JPN	Red Bull MotoGP Rookies Cup	KTM	1'32.284	19	1'31.636	6	1.996	0.302
19	7	B.BALTUS	BEL	Red Bull MotoGP Rookies Cup	KTM	1'31.678	16			2.038	0.042
20	84	Z.VAN DEN GOOI	NED	Red Bull MotoGP Rookies Cup	KTM	1'32.104	14	1'31.927	15	2.287	0.249
21	55	N.DETTWILER	SWI	Red Bull MotoGP Rookies Cup	KTM	1'35.293	17	1'32.865	18	3.225	0.938
22	62	A.LIEBENBERG	RSA	Red Bull MotoGP Rookies Cup	KTM	1'35.893	16	1'34.048	13	4.408	1.183
23	70	T.SCOTT	USA	Red Bull MotoGP Rookies Cup	KTM	1'35.866	14	1'34.245	18	4.605	0.197

Pole Position Record:	2018	**Can ÖNCÜ**	**1'28.786**	148.8 Km/h
Best Race Lap:	2018	**Adrian CARRASCO**	**1'28.845**	148.7 Km/h
All Time Lap Record:	2018	**Can ÖNCÜ**	**1'28.786**	148.8 Km/h

The results are provisional until the end of the limit for protest and appeals.

Time limit for protest expires 60' after publication of the results - Mr. ..... Time: .....

DORNA DATA PROCESSING .TIMING SERVICE DORNA DATA PROCESSING TIMING SERVICE DORNA DATA PROCESSING TIMING SERVICE DORNA DATA PROCESSING TIMING SERVICE DORNA DATA PROCESSING TIMING SERVICE DORNA DATA PROCESSING TIMING SERVICE DORNA DATA PROCCEESSS

Sachsenring, Friday, July 05, 2019