

MOTO 3

FIM CEV REPSOL CIRCUITO DO ESTORIL 2019

RACE ((17 laps, 71,1 km.))

Provisional Classification

Rider	Nat	Team	Bike	Tyres	Cl.	Laps	Total Time	Gap	Kph	Best Lap			
										Lap	Time	Kph	
1	7	BARRY BALTUS	BEL	SAMA GLOBAL ANGEL NIETO TEAM	KTM	DUNLOP	17	34:27.653	-	123.8	16	2:00.226	125.2
2	24	XAVIER ARTIGAS LOPEZ	SPA	LEOPARD IMPALA JUNIOR TEAM	HONDA	DUNLOP	17	34:29.506	+1.853	123.7	16	2:00.656	124.8
3	20	JOSE JULIAN GARCIA GARCIA	SPA	FAU55 EL SENOR DE LAS BOLSAS	KTM	DUNLOP	17	34:32.489	+4.836	123.5	10	2:00.683	124.7
4	34	MARIO SURYO AJI	INA	ASTRA HONDA RACING TEAM	HONDA	DUNLOP	17	34:37.479	+9.826	123.2	17	1:59.369	126.1
5	52	JEREMY ALCOBA FERRER	SPA	LAGLISSE ACADEMY	HUSQVARNA	DUNLOP	17	34:41.083	+13.430	123.0	15	1:59.971	125.5
6	99	CARLOS TATAY VILA	SPA	FUNDACION ANDREAS PEREZ 77	KTM	DUNLOP	17	34:44.120	+16.467	122.8	17	2:00.703	124.7
7	83	MEIKON YUJI KAWAKAMI	BRA	FUNDACION ANDREAS PEREZ 77	KTM	DUNLOP	17	34:44.991	+17.338	122.8	16	2:01.001	124.4
8	28	MATTEO BERTELLE	ITA	SIC 58 SQUADRA CORSE	HONDA	DUNLOP	17	34:45.088	+17.435	122.7	15	2:00.361	125.1
9	50	JASON DUPASQUIER	SWI	H43-CARXPRT-BLUMAQ-KTM	KTM	DUNLOP	17	34:49.596	+21.943	122.5	13	2:00.764	124.7
10	19	VICTOR RODRIGUEZ NUNEZ	SPA	LAGLISSE ACADEMY	HUSQVARNA	DUNLOP	17	34:56.303	+28.650	122.1	11	2:01.175	124.2
11	67	GERARD RIU I MALE	SPA	BAIKO RACING TEAM	KTM	DUNLOP	17	35:01.671	+34.018	121.8	17	2:01.378	124.0
12	73	MAXIMILIAN KOFLER	AUT	SAMA GLOBAL ANGEL NIETO TEAM	KTM	DUNLOP	17	35:01.965	+34.312	121.8	10	2:00.558	124.9
13	30	MAX COOK	GBR	BRITISH TALENT TEAM	HONDA	DUNLOP	17	35:01.971	+34.318	121.8	16	2:01.546	123.9
14	6	RYUSEI YAMANAKA	JPN	JUNIOR TEAM ESTRELLA GALICIA 0,0	HONDA	DUNLOP	17	35:02.029	+34.376	121.8	15	2:01.308	124.1
15	18	RYAN VAN DE LAGEMAAT	NED	LAGEMAAT RACING	KTM	DUNLOP	17	35:03.582	+35.929	121.7	15	2:01.716	123.7
16	22	AARON POLANCO MUNOZ	SPA	CUNA DE CAMPEONES	KTM	DUNLOP	17	35:03.854	+36.201	121.7	16	2:00.334	125.1
17	36	IZAM IKMAL	MAL	SIC JUNIOR TEAM	HONDA	DUNLOP	17	35:21.099	+53.446	120.7	8	2:02.966	122.4
18	33	YUKI KUNII	JPN	ASIA TALENT TEAM	HONDA	DUNLOP	17	35:23.631	+55.978	120.5	17	2:02.149	123.3
19	88	MATTEO PATACCA	ITA	SIC58 SQUADRACORSE	HONDA	DUNLOP	17	35:29.033	+1:01.380	120.2	17	2:02.300	123.1
20	3	KEVIN ZANNONI	ITA	RGR TM RACING FACTORY TEAM	TM	DUNLOP	17	35:30.823	+1:03.170	120.1	17	2:03.238	122.2
21	10	NICOLA FABIO CARRARO	ITA	RGR TM RACING FACTORY TEAM	TM	DUNLOP	17	35:31.098	+1:03.445	120.1	17	2:03.115	122.3
22	82	STEFANO NEPA	ITA	SN81 JUNIOR TEAM	KTM	DUNLOP	17	35:34.132	+1:06.479	119.9	17	2:03.796	121.6
23	78	IDIL MAHADI	MAL	SIC JUNIOR TEAM	HONDA	DUNLOP	17	35:50.284	+1:22.631	119.0	15	2:04.219	121.2
24	27	ALEX DIEZ RODRIGUEZ	SPA	LEOPARD IMPALA JUNIOR TEAM	HONDA	DUNLOP	17	35:50.314	+1:22.661	119.0	15	2:04.517	120.9
25	54	ONDREJ VOSTATEK	CZE	IGAX TEAM	KTM	DUNLOP	17	36:06.159	+1:38.506	118.2	14	2:04.363	121.1
26	13	FILIP REHACEK	CZE	IGAX TEAM	KTM	DUNLOP	17	36:11.871	+1:44.218	117.8	13	2:04.866	120.6
27	65	HIKARU ARITA	JPN	SIC58 SQUADRA CORSE	HONDA	DUNLOP	16	34:36.176	1 Lap	116.0	15	2:02.994	122.4
28	53	DENIZ ONCU	TUR	RED BULL KTM AJO	KTM	DUNLOP	14	36:18.014	3 Laps	96.8	4	2:02.809	122.6

Retired

90	BRANDON SCOTT PAASCH	USA	FPW RACING	KTM	DUNLOP	12	25:14.219			8	2:02.940	122.5
81	ALEIX VIU COTOLI	SPA	SAMA GLOBAL ANGEL NIETO TEAM	KTM	DUNLOP	4	8:18.592			4	2:01.879	123.5
87	FAUSTINO CANERO CARRASCO	SPA	FAU55 EL SENOR DE LAS BOLSAS	KTM	DUNLOP	2	4:39.228					
76	JULIAN GIRAL ROMERO	SPA	JUNIOR TEAM ESTRELLA GALICIA 0,0	HONDA	DUNLOP	2	21:54.827					
25	ADRIAN FERNANDEZ GONZALEZ	SPA	LAGLISSE ACADEMY	HUSQVARNA	DUNLOP	1	2:17.395					
38	DAVID SALVADOR GOMEZ	SPA	CUNA DE CAMPEONES	KTM	DUNLOP	1	2:36.534					
23	DAVIDE PIZZOLI	ITA	LEOPARD IMPALA JUNIOR TEAM	HONDA	DUNLOP							

Pole Position

ALCOBA FERRER, JEREI

1:47.214

Fastest Lap

Lap 17

MARIO SURYO AJI

1:59.369

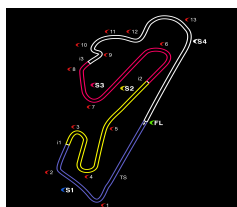
126.1 Kph

Published at:

Track Status: **WET**

Race Director:	Timekeeper:
----------------	-------------

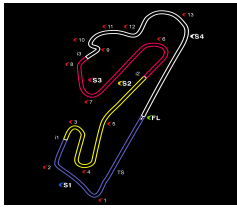




MOTO 3 FIM CEV REPSOL CIRCUITO DO ESTORIL 2019 RACE

Best Sector Times

SECTOR 1			SECTOR 2		SECTOR 3		SECTOR 4		Pos	Ideal Lap	Best Lap	
Pos	Rider	Time	Rider	Time	Rider	Time	Rider	Time				
1	34 M.SURYO AJI	24.301	52 J.ALCOBA FERRER	28.993	34 M.SURYO AJI	28.007	28 M.BERTELLE	37.576	1	34	1:59.110	1:59.369 (1)
2	22 A.POLANCO MUNOZ	24.369	99 C.TATAY VILA	29.011	7 B.BALTUS	28.217	83 M.KAWAKAMI	37.651	2	28	1:59.737	2:00.361 (5)
3	28 M.BERTELLE	24.473	50 J.DUPASQUIER	29.059	52 J.ALCOBA FERRER	28.245	20 J.GARCIA GARCIA	37.689	3	99	1:59.877	2:00.703 (9)
4	24 X.ARTIGAS LOPEZ	24.502	34 M.SURYO AJI	29.077	20 J.GARCIA GARCIA	28.310	34 M.SURYO AJI	37.725	4	52	1:59.901	1:59.971 (2)
5	7 B.BALTUS	24.506	19 V.RODRIGUEZ NUNEZ	29.207	28 M.BERTELLE	28.372	99 C.TATAY VILA	37.743	5	20	1:59.947	2:00.683 (8)
6	73 M.KOFLER	24.556	24 X.ARTIGAS LOPEZ	29.254	73 M.KOFLER	28.426	52 J.ALCOBA FERRER	37.781	6	7	2:00.046	2:00.226 (3)
7	81 A.VIU COTOLI	24.616	67 G.RIU I MALE	29.256	99 C.TATAY VILA	28.457	24 X.ARTIGAS LOPEZ	37.798	7	24	2:00.051	2:00.656 (7)
8	99 C.TATAY VILA	24.672	20 J.GARCIA GARCIA	29.262	24 X.ARTIGAS LOPEZ	28.497	73 M.KOFLER	37.875	8	22	2:00.141	2:00.334 (4)
9	20 J.GARCIA GARCIA	24.686	22 A.POLANCO MUNOZ	29.271	22 A.POLANCO MUNOZ	28.499	22 A.POLANCO MUNOZ	38.002	9	73	2:00.210	2:00.558 (6)
10	50 J.DUPASQUIER	24.724	7 B.BALTUS	29.283	83 M.KAWAKAMI	28.533	50 J.DUPASQUIER	38.003	10	50	2:00.439	2:00.764 (10)
11	19 V.RODRIGUEZ NUNEZ	24.741	28 M.BERTELLE	29.316	30 M.COOK	28.545	6 R.YAMANAKA	38.014	11	83	2:00.715	2:01.001 (11)
12	30 M.COOK	24.741	6 R.YAMANAKA	29.329	19 V.RODRIGUEZ NUNEZ	28.603	7 B.BALTUS	38.040	12	19	2:00.799	2:01.175 (12)
13	6 R.YAMANAKA	24.753	73 M.KOFLER	29.353	50 J.DUPASQUIER	28.653	18 R.VAN DE LAGEMAAT	38.214	13	6	2:00.993	2:01.308 (13)
14	67 G.RIU I MALE	24.881	18 R.VAN DE LAGEMAAT	29.525	18 R.VAN DE LAGEMAAT	28.683	19 V.RODRIGUEZ NUNEZ	38.248	14	30	2:01.115	2:01.546 (15)
15	52 J.ALCOBA FERRER	24.882	83 M.KAWAKAMI	29.526	67 G.RIU I MALE	28.742	30 M.COOK	38.264	15	67	2:01.210	2:01.378 (14)
16	18 R.VAN DE LAGEMAAT	24.940	33 Y.KUNII	29.547	88 M.PATACCA	28.859	67 G.RIU I MALE	38.331	16	18	2:01.362	2:01.716 (16)
17	88 M.PATACCA	24.954	53 D.ONCU	29.551	6 R.YAMANAKA	28.897	36 I.IKMAL	38.331	17	81	2:01.512	2:01.879 (17)
18	33 Y.KUNII	24.981	30 M.COOK	29.565	36 I.IKMAL	28.906	33 Y.KUNII	38.341	18	33	2:01.800	2:02.149 (18)
19	83 M.KAWAKAMI	25.005	81 A.VIU COTOLI	29.583	33 Y.KUNII	28.931	81 A.VIU COTOLI	38.356	19	88	2:02.039	2:02.300 (19)
20	65 H.ARITA	25.034	88 M.PATACCA	29.801	81 A.VIU COTOLI	28.957	10 N.CARRARO	38.406	20	36	2:02.328	2:02.966 (22)
21	53 D.ONCU	25.102	65 H.ARITA	29.804	53 D.ONCU	29.075	88 M.PATACCA	38.425	21	53	2:02.427	2:02.809 (20)
22	36 I.IKMAL	25.154	90 B.PAASCH	29.929	90 B.PAASCH	29.141	90 B.PAASCH	38.519	22	10	2:02.711	2:03.115 (24)
23	10 N.CARRARO	25.208	36 I.IKMAL	29.937	10 N.CARRARO	29.144	3 K.ZANNONI	38.603	23	65	2:02.762	2:02.994 (23)
24	3 K.ZANNONI	25.213	78 I.MAHADI	29.947	65 H.ARITA	29.193	82 S.NEPA	38.668	24	90	2:02.875	2:02.940 (21)
25	54 O.VOSTATEK	25.279	10 N.CARRARO	29.953	3 K.ZANNONI	29.222	53 D.ONCU	38.699	25	3	2:03.106	2:03.238 (25)
26	90 B.PAASCH	25.286	27 A.DIEZ RODRIGUEZ	29.987	54 O.VOSTATEK	29.290	65 H.ARITA	38.731	26	82	2:03.713	2:03.796 (26)
27	27 A.DIEZ RODRIGUEZ	25.301	82 S.NEPA	30.064	78 I.MAHADI	29.343	78 I.MAHADI	38.910	27	78	2:03.852	2:04.219 (27)
28	82 S.NEPA	25.390	3 K.ZANNONI	30.068	82 S.NEPA	29.591	27 A.DIEZ RODRIGUEZ	38.994	28	27	2:03.915	2:04.517 (29)
29	13 F.REHACEK	25.507	54 O.VOSTATEK	30.186	13 F.REHACEK	29.599	13 F.REHACEK	39.317	29	54	2:04.147	2:04.363 (28)
30	78 I.MAHADI	25.652	13 F.REHACEK	30.229	27 A.DIEZ RODRIGUEZ	29.633	54 O.VOSTATEK	39.392	30	13	2:04.652	2:04.866 (30)
31	38 D.SALVADOR GOMEZ	25.826	38 D.SALVADOR GOMEZ	30.233	23 D.PIZZOLI	29.856	38 D.SALVADOR GOMEZ	39.445	31	38	2:05.690	
32	76 J.GIRAL ROMERO	26.051	23 D.PIZZOLI	30.557	87 F.CANERO CARRASCO	29.916	25 A.FERNANDEZ GONZALEZ	40.073	32	87	2:08.248	
33	87 F.CANERO CARRASCO	26.508	25 A.FERNANDEZ GONZALEZ	31.123	25 A.FERNANDEZ GONZALEZ	30.074	76 J.GIRAL ROMERO	40.167	33	76	2:08.394	

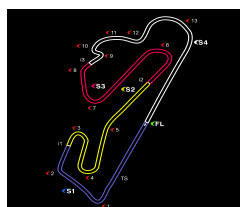
**MOTO 3****FIM CEV REPSOL CIRCUITO DO ESTORIL 2019**
After RACE

Event maximum speed

Rider	Team	Bike	Class	T. Speed	Lap	Session
82 STEFANO NEPA	SN81 JUNIOR TEAM	KTM		239.0	6	TESTE 1
53 DENIZ ONCU	RED BULL KTM AJO	KTM		238.4	17	TESTE 1
7 BARRY BALTUS	SAMA GLOBAL ANGEL NIETO TEAM	KTM		238.4	15	TESTE 1
30 MAX COOK	BRITISH TALENT TEAM	HONDA		237.4	18	TESTE 1
99 CARLOS TATAY VILA	FUNDACION ANDREAS PEREZ 77	KTM		235.9	16	TESTE 1
28 MATTEO BERTELLE	SIC 58 SQUADRA CORSE	HONDA		235.4	2	TESTE 1
58 INIGO IGLESIAS BRAVO	BAIKO RACING TEAM	KTM		235.4	9	TESTE 1
27 ALEX DIEZ RODRIGUEZ	LEOPARD IMPALA JUNIOR TEAM	HONDA		234.4	14	TESTE 1
33 YUKI KUNII	ASIA TALENT TEAM	HONDA		233.9	6	TESTE 1
24 XAVIER ARTIGAS LOPEZ	LEOPARD IMPALA JUNIOR TEAM	HONDA		233.4	14	TESTE 1
25 ADRIAN FERNANDEZ GONZALEZ	LAGLISSE ACADEMY	HUSQVARNA		233.4	10	Qualifying practice 2
73 MAXIMILIAN KOFLER	SAMA GLOBAL ANGEL NIETO TEAM	KTM		233.4	3	TESTE 1
90 BRANDON SCOTT PAASCH	FPW RACING	KTM		232.9	15	TESTE 1
23 DAVIDE PIZZOLI	LEOPARD IMPALA JUNIOR TEAM	HONDA		232.4	7	TESTE 1
50 JASON DUPASQUIER	H43-CARXPRT-BLUMAQ-KTM	KTM		232.4	12	Qualifying practice 2
6 RYUSEI YAMANAKA	JUNIOR TEAM ESTRELLA GALICIA 0,0	HONDA		232.4	6	TESTE 1
67 GERARD RIU I MALE	BAIKO RACING TEAM	KTM		232.4	13	Qualifying practice 2
81 ALEIX VIU COTOLI	SAMA GLOBAL ANGEL NIETO TEAM	KTM		232.4	6	TESTE 1
34 MARIO SURYO AJI	ASTRA HONDA RACING TEAM	HONDA		231.9	9	TESTE 1
52 JEREMY ALCOBA FERRER	LAGLISSE ACADEMY	HUSQVARNA		231.9	9	Qualifying practice 2
65 HIKARU ARITA	SIC58 SQUADRA CORSE	HONDA		231.9	5	TESTE 1
83 MEIKON YUJI KAWAKAMI	FUNDACION ANDREAS PEREZ 77	KTM		230.5	5	TESTE 1
20 JOSE JULIAN GARCIA GARCIA	FAU55 EL SENOR DE LAS BOLSAS	KTM		230.0	11	Qualifying practice 2
22 AARON POLANCO MUNOZ	CUNA DE CAMPEONES	KTM		229.5	5	TESTE 1
38 DAVID SALVADOR GOMEZ	CUNA DE CAMPEONES	KTM		229.5	14	Qualifying practice 2
3 KEVIN ZANNONI	RGR TM RACING FACTORY TEAM	TM		229.0	12	Qualifying practice 2
36 IZAM IKMAL	SIC JUNIOR TEAM	HONDA		228.5	3	TESTE 2
76 JULIAN GIRAL ROMERO	JUNIOR TEAM ESTRELLA GALICIA 0,0	HONDA		228.5	11	TESTE 1
54 ONDREJ VOSTATEK	IGAX TEAM	KTM		227.1	16	Qualifying practice 2
88 MATTEO PATACCA	SIC58 SQUADRACORSE	HONDA		227.1	11	TESTE 1
13 FILIP REHACEK	IGAX TEAM	KTM		226.7	14	Qualifying practice 2
19 VICTOR RODRIGUEZ NUNEZ	LAGLISSE ACADEMY	HUSQVARNA		226.7	9	Qualifying practice 2
87 FAUSTINO CANERO CARRASCO	FAU55 EL SENOR DE LAS BOLSAS	KTM		226.7	13	Qualifying practice 2
78 IDIL MAHADI	SIC JUNIOR TEAM	HONDA		222.1	15	TESTE 2
18 RYAN VAN DE LAGEMAAT	LAGEMAAT RACING	KTM		220.3	14	Qualifying practice 2
10 NICOLA FABIO CARRARO	RGR TM RACING FACTORY TEAM	TM		219.4	9	Qualifying practice 2


Moto3
 WORLD CHAMPIONSHIP

Moto2
 EUROPEAN CHAMPIONSHIP

Talent
 CUP


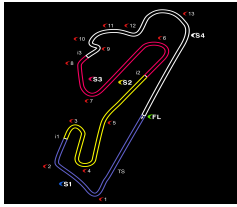
MOTO 3

FIM CEV REPSOL CIRCUITO DO ESTORIL 2019

RACE

Leader Sequence

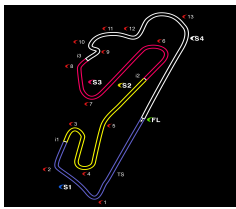
Nr	Rider	Team	Bike	Start	End Lap	Laps	Total Laps
7	BARRY BALTUS	SAMA GLOBAL ANGEL NIETO TEAM	KTM	1	5	5	5
73	MAXIMILIAN KOFLER	SAMA GLOBAL ANGEL NIETO TEAM	KTM	6	6	1	1
7	BARRY BALTUS	SAMA GLOBAL ANGEL NIETO TEAM	KTM	7	17	11	16



MOTO 3 FIM CEV REPSOL CIRCUITO DO ESTORIL 2019 RACE

Fastest Lap Sequence

Practice Time	Rider	Team	Bike	Class	Time	Kph	Lap
4:11.707	7 BARRY BALTUS	SAMA GLOBAL ANGEL NIETO TEAM	KTM		2:03.022	122.4	2
4:14.781	81 ALEIX VIU COTOLI	SAMA GLOBAL ANGEL NIETO TEAM	KTM		2:02.973	122.4	2
6:13.831	7 BARRY BALTUS	SAMA GLOBAL ANGEL NIETO TEAM	KTM		2:02.124	123.3	3
6:16.713	81 ALEIX VIU COTOLI	SAMA GLOBAL ANGEL NIETO TEAM	KTM		2:01.932	123.5	3
6:16.883	83 MEIKON YUJI KAWAKAMI	FUNDACION ANDREAS PEREZ 77	KTM		2:01.923	123.5	3
8:16.220	73 MAXIMILIAN KOFLER	SAMA GLOBAL ANGEL NIETO TEAM	KTM		2:00.762	124.7	4
10:18.638	24 XAVIER ARTIGAS LOPEZ	LEOPARD IMPALA JUNIOR TEAM	HONDA		2:00.725	124.7	5
18:22.305	20 JOSE JULIAN GARCIA GARCIA	FAU55 EL SENOR DE LAS BOLSAS	KTM		2:00.704	124.7	9
20:22.938	7 BARRY BALTUS	SAMA GLOBAL ANGEL NIETO TEAM	KTM		2:00.678	124.8	10
20:23.447	73 MAXIMILIAN KOFLER	SAMA GLOBAL ANGEL NIETO TEAM	KTM		2:00.558	124.9	10
24:24.112	7 BARRY BALTUS	SAMA GLOBAL ANGEL NIETO TEAM	KTM		2:00.426	125.0	12
24:36.817	34 MARIO SURYO AJI	ASTRA HONDA RACING TEAM	HONDA		2:00.398	125.0	12
28:37.811	34 MARIO SURYO AJI	ASTRA HONDA RACING TEAM	HONDA		2:00.258	125.2	14
30:37.844	34 MARIO SURYO AJI	ASTRA HONDA RACING TEAM	HONDA		2:00.033	125.4	15
30:39.212	52 JEREMY ALCOBA FERRER	LAGLISSE ACADEMY	HUSQVARNA		1:59.971	125.5	15
34:37.479	34 MARIO SURYO AJI	ASTRA HONDA RACING TEAM	HONDA		1:59.369	126.1	17



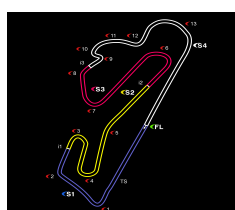
MOTO 3 FIM CEV REPSOL CIRCUITO DO ESTORIL 2019 RACE

Analysis

■ Personal Best ■ Session Best B Crossing the finish line in pit lane

Lap	Time	Sector 1	Sector 2	Sector 3	Sector 4	Elapsed	Lap	Time	Sector 1	Sector 2	Sector 3	Sector 4	Elapsed
3	KEVIN ZANNONI												
	RGR TM RACING FACTORY TEAM												
1	2:15.636	32.049	32.097	30.919	40.571	2:15.636	15	2:00.502	24.755	29.299	28.305	38.143	30:26.718
2	2:07.329	26.078	31.040	30.214	39.997	4:22.965	16	2:00.226	24.525	29.330	28.245	38.126	32:26.944
3	2:05.707	25.992	30.783	29.700	39.232	6:28.672	17	2:00.709	24.726	29.436	28.284	38.263	34:27.653
4	2:04.817	25.646	30.404	29.535	39.232	8:33.489							
5	2:05.273	25.793	30.482	29.611	39.387	10:38.762							
6	2:05.217	25.595	30.485	29.646	39.491	12:43.979							
7	2:05.771	25.875	30.585	29.886	39.425	14:49.750							
8	2:04.971	25.608	30.877	29.368	39.118	16:54.721							
9	2:04.214	25.446	30.369	29.343	39.056	18:58.935							
10	2:04.434	25.452	30.380	29.347	39.255	21:03.369							
11	2:04.020	25.505	30.156	29.309	39.050	23:07.389							
12	2:04.169	25.429	30.189	29.376	39.175	25:11.558							
13	2:04.490	25.611	30.206	29.343	39.330	27:16.048							
14	2:03.721	25.250	30.138	29.222	39.111	29:19.769							
15	2:03.726	25.268	30.073	29.251	39.134	31:23.495							
16	2:04.090	25.521	30.169	29.562	38.838	33:27.585							
17	2:03.238	25.213	30.068	29.354	38.603	35:30.823							
6	RYUSEI YAMANAKA												
	JUNIOR TEAM ESTRELLA GALICIA (
1	2:12.889	31.376	30.964	30.442	40.107	2:12.889							
2	2:05.266	25.530	30.310	29.633	39.793	4:18.155							
3	2:05.173	25.730	30.029	29.751	39.663	6:23.328							
4	2:03.355	25.596	29.750	29.371	38.638	8:26.683							
5	2:02.761	25.134	29.716	29.246	38.665	10:29.444							
6	2:02.767	25.252	29.761	29.108	38.646	12:32.211							
7	2:03.477	25.425	29.750	29.384	38.918	14:35.688							
8	2:03.728	25.146	29.910	29.523	39.149	16:39.416							
9	2:04.047	25.128	29.930	29.530	39.459	18:43.463							
10	2:04.221	25.530	29.884	29.782	39.025	20:47.684							
11	2:03.468	25.413	29.785	29.450	38.820	22:51.152							
12	2:02.740	25.454	29.722	29.078	38.486	24:53.892							
13	2:02.191	24.963	29.676	29.196	38.356	26:56.083							
14	2:01.619	25.039	29.535	29.031	38.014	28:57.702							
15	2:01.308	24.753	29.404	28.920	38.231	30:59.010							
16	2:01.669	24.968	29.702	28.897	38.102	33:00.679							
17	2:01.350	24.799	29.329	28.935	38.287	35:02.029							
13	FILIP REHACEK												
	IGAX TEAM												
1	2:20.110	34.507	32.945	31.531	41.127	2:20.110							
2	2:11.303	27.089	31.788	31.045	41.381	4:31.413							
3	2:09.177	26.477	31.541	30.862	40.297	6:40.590							
4	2:08.462	26.348	31.274	30.632	40.208	8:49.052							
5	2:07.456	26.179	30.971	30.253	40.053	10:56.508							
6	2:07.815	26.303	31.158	30.230	40.124	13:04.323							
7	2:08.116	26.235	31.300	30.492	40.089	15:12.439							
8	2:07.741	26.033	30.934	30.436	40.338	17:20.180							
9	2:07.244	25.896	30.896	30.385	40.067	19:27.424							
10	2:06.307	25.891	30.834	30.000	39.582	21:33.731							
11	2:06.053	25.987	30.681	29.906	39.479	23:39.784							
12	2:05.547	25.932	30.610	29.688	39.317	25:45.331							
13	2:04.866	25.645	30.229	29.599	39.393	27:50.197							
14	2:04.989	25.507	30.287	29.780	39.415	29:55.186							
15	2:05.363	25.507	30.437	30.041	39.378	32:00.549							
16	2:05.232	25.637	30.516	29.747	39.332	34:05.781							
17	2:06.090	25.910	30.392	29.901	39.887	36:11.871							
18	RYAN VAN DE LAGEMAAT												
	LAGEMAAT RACING												
1	2:13.865	32.118	31.391	30.334	40.022	2:13.865							
2	2:06.963	26.367	30.843	29.863	39.890	4:20.828							
3	2:04.716	26.124	30.188	29.352	39.052	6:25.544							
4	2:03.072	25.495	29.831	28.817	38.929	8:28.616							
5	2:03.183	25.455	29.940	28.824	38.964	10:31.799							
6	2:03.352	25.332	30.014	29.041	38.965	12:35.151							
7	2:03.370	25.220	29.805	29.198	39.147	14:38.521							
8	2:03.918	25.373	29.981	29.412	39.152	16:42.439							
9	2:02.830	25.342	29.695	29.027	38.766	18:45.269							
10	2:02.814	25.173	29.761	29.213	38.667	20:48.083							
11	2:03.139	25.547	29.886	29.159	38.547	22:51.222							



MOTO 3

FIM CEV REPSOL CIRCUITO DO ESTORIL 2019

RACE

Analysis

■ Personal Best ■ Session Best ■ Crossing the finish line in pit lane

Lap	Time	Sector 1	Sector 2	Sector 3	Sector 4	Elapsed	Lap	Time	Sector 1	Sector 2	Sector 3	Sector 4	Elapsed
12	2:02.144	25.237	29.682	28.813	38.412	24:53.366	9	2:02.545	25.098	29.952	29.202	38.293	18:52.371
13	2:02.318	25.207	29.723	29.020	38.368	26:55.684	10	2:02.990	25.169	30.095	29.347	38.379	20:55.361
14	2:01.918	25.124	29.727	28.726	38.341	28:57.602	11	2:01.899	25.005	29.463	28.808	38.623	22:57.260
15	2:01.716	24.982	29.525	28.927	38.282	30:59.318	12	2:01.906	24.653	29.546	28.767	38.940	24:59.166
16	2:02.068	24.940	29.632	29.264	38.232	33:01.386	13	2:01.492	24.573	29.424	29.002	38.493	27:00.658
17	2:02.196	25.208	30.091	28.683	38.214	35:03.582	14	2:01.216	24.606	29.375	28.611	38.624	29:01.874

19 VICTOR RODRIGUEZ NUNEZ SPA LAGLISSE ACADEMY HUSQVARNA						
1	2:13.857	32.770	31.255	30.204	39.628	2:13.857
2	2:06.422	25.984	30.587	29.723	40.128	4:20.279
3	2:02.979	25.255	29.725	29.240	38.759	6:23.258
4	2:02.758	24.965	29.603	29.159	39.031	8:26.016
5	2:02.543	25.116	29.561	29.070	38.796	10:28.559
6	2:03.232	25.112	29.695	28.926	39.499	12:31.791
7	2:02.756	25.600	29.714	28.914	38.528	14:34.547
8	2:01.425	24.846	29.453	28.798	38.328	16:35.972
9	2:01.717	25.071	29.447	28.603	38.596	18:37.689
10	2:01.269	24.741	29.505	28.775	38.248	20:38.958
11	2:01.175	24.813	29.207	28.764	38.391	22:40.133
12	2:01.834	25.020	29.499	28.754	38.561	24:41.967
13	2:02.393	25.157	29.701	29.029	38.506	26:44.360
14	2:02.327	24.989	29.711	28.996	38.631	28:46.687
15	2:02.200	24.950	29.607	28.828	38.815	30:48.887
16	2:03.254	25.126	30.070	29.299	38.759	32:52.141
17	2:04.162	25.209	29.987	29.415	39.551	34:56.303

20 JOSE JULIAN GARCIA GARCIA SPA FAU55 EL SENOR DE LAS BOLSAS KTM						
1	2:09.062	29.502	30.846	29.551	39.163	2:09.062
2	2:03.548	25.387	30.002	29.593	38.566	4:12.610
3	2:02.968	25.702	30.031	29.095	38.140	6:15.578
4	2:02.248	25.314	29.713	28.881	38.340	8:17.826
5	2:00.950	24.883	29.470	28.692	37.905	10:18.776
6	2:00.905	24.853	29.379	28.655	38.018	12:19.681
7	2:00.809	24.736	29.614	28.590	37.869	14:20.490
8	2:01.111	24.944	29.602	28.589	37.976	16:21.601
9	2:00.704	24.870	29.262	28.406	38.166	18:22.305
10	2:00.683	24.755	29.600	28.310	38.018	20:22.988
11	2:00.738	24.687	29.656	28.578	37.817	22:23.726
12	2:03.449	26.615	29.998	28.797	38.039	24:27.175
13	2:01.529	24.765	29.648	28.970	38.146	26:28.704
14	2:01.248	24.807	29.529	28.773	38.139	28:29.952
15	2:00.767	24.686	29.639	28.753	37.689	30:30.719
16	2:00.705	24.758	29.452	28.599	37.896	32:31.424
17	2:01.065	24.986	29.526	28.702	37.851	34:32.489

22 AARON POLANCO MUNOZ SPA CUNA DE CAMPEONES KTM						
1	2:13.551	31.253	30.867	30.441	40.990	2:13.551
2	2:07.079	26.118	30.723	30.372	39.866	4:20.630
3	2:05.752	25.796	30.511	29.509	39.936	6:26.382
4	2:05.866	25.806	30.441	30.342	39.277	8:32.248
5	2:04.041	25.499	30.169	29.469	38.904	10:36.289
6	2:05.384	25.515	30.049	29.776	40.044	12:41.673
7	2:05.270	26.022	30.454	29.724	39.070	14:46.943
8	2:02.883	25.175	29.830	29.088	38.790	16:49.826

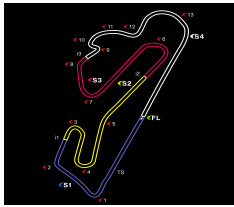
24 XAVIER ARTIGAS LOPEZ SPA LEOPARD IMPALA JUNIOR TEAM HONDA						
1	2:09.518	29.810	30.927	29.874	38.907	2:09.518
2	2:03.536	25.332	30.265	29.374	38.565	4:13.054
3	2:02.636	25.310	29.857	29.468	38.001	6:15.690
4	2:02.223	24.994	30.069	28.874	38.286	8:17.913
5	2:00.725	24.583	29.456	28.671	38.015	10:18.638
6	2:00.998	24.713	29.366	28.705	38.214	12:19.636
7	2:00.781	24.610	29.542	28.760	37.869	14:20.417
8	2:01.082	24.727	29.775	28.497	38.083	16:21.499
9	2:00.946	24.797	29.575	28.690	37.884	18:22.445
10	2:00.798	24.886	29.443	28.671	37.798	20:23.243
11	2:00.794	24.642	29.584	28.717	37.851	22:24.037
12	2:01.330	24.717	29.984	28.614	38.015	24:25.367
13	2:00.770	24.611	29.254	28.767	38.138	26:26.137
14	2:00.762	24.539	29.358	28.770	38.095	28:26.899
15	2:01.067	24.891	29.362	28.562	38.252	30:27.966
16	2:00.656	24.656	29.255	28.685	38.060	32:28.622
17	2:00.884	24.502	29.395	28.789	38.198	34:29.506

25 ADRIAN FERNANDEZ GONZALEZ SPA LAGLISSE ACADEMY HUSQVARNA						
1	2:17.395	36.125	31.123	30.074	40.073	2:17.395

27 ALEX DIEZ RODRIGUEZ SPA LEOPARD IMPALA JUNIOR TEAM HONDA						
1	2:14.864	32.934	31.724	30.418	39.788	2:14.864
2	2:07.962	26.129	31.480	30.592	39.761	4:22.826
3	2:06.659	26.025	31.031	29.907	39.696	6:29.485
4	2:05.790	25.772	30.489	29.941	39.588	8:35.275
5	2:05.457	25.657	30.286	29.770	39.744	10:40.732
6	2:07.478	25.863	30.772	30.405	40.438	12:48.210
7	2:06.465	25.918	30.599	30.336	39.612	14:54.675
8	2:07.743	26.231	30.741	30.716	40.055	17:02.418
9	2:06.334	25.516	30.642	30.658	39.518	19:08.752
10	2:06.163	25.809	30.714	30.039	39.601	21:14.915
11	2:05.870	25.688	30.414	29.831	39.937	23:20.785
12	2:05.750	26.418	30.207	29.756	39.369	25:26.535
13	2:05.082	25.600	30.232	29.801	39.449	27:31.617
14	2:04.747	25.519	30.261	29.633	39.334	29:36.364
15	2:04.517	25.734	30.089	29.700	38.994	31:40.881
16	2:04.897	25.634	29.987	30.120	39.156	33:45.778
17	2:04.536	25.301	30.101	29.719	39.415	35:50.314

28 MATTEO BERTELLE ITA SIC 58 SQUADRA CORSE HONDA						
1	2:14.370	32.610	32.027	30.040	39.693	2:14.370





MOTO 3 FIM CEV REPSOL CIRCUITO DO ESTORIL 2019 RACE

Analysis

■ Personal Best ■ Session Best ■ Crossing the finish line in pit lane

Lap	Time	Sector 1	Sector 2	Sector 3	Sector 4	Elapsed
11	2:01.349	24.954	29.459	28.840	38.096	22:39.130
12	2:01.201	25.263	29.277	28.656	38.005	24:40.331
13	2:00.764	24.932	29.059	28.658	38.115	26:41.095
14	2:01.438	25.055	29.419	28.789	38.175	28:42.533
15	2:00.946	24.853	29.237	28.653	38.203	30:43.479
16	2:01.455	24.955	29.472	29.025	38.003	32:44.934
17	2:04.662	26.500	29.556	29.283	39.323	34:49.596

Lap	Time	Sector 1	Sector 2	Sector 3	Sector 4	Elapsed
11	2:05.738	25.454	30.238	29.851	40.195	23:31.977
12	2:06.021	25.710	30.625	29.968	39.718	25:37.998
13	2:05.334	25.577	30.778	29.587	39.392	27:43.332
14	2:04.363	25.439	30.186	29.290	39.448	29:47.695
15	2:05.157	25.279	30.364	29.692	39.822	31:52.852
16	2:06.370	25.775	30.459	29.987	40.149	33:59.222
17	2:06.937	25.824	31.124	30.091	39.898	36:06.159

52 **JEREMY ALCOBA FERRER** SPA
LAGLISSE ACADEMY HUSQVARNA

1	2:09.392	29.470	30.724	30.041	39.157	2:09.392
2	2:04.157	25.972	30.125	29.241	38.819	4:13.549
3	2:03.211	25.582	29.732	29.213	38.684	6:16.760
4	2:02.712	25.585	29.655	29.065	38.407	8:19.472
5	2:02.876	25.180	29.568	29.211	38.917	10:22.348
6	2:02.975	25.281	29.835	29.117	38.742	12:25.323
7	2:02.334	25.057	29.737	29.102	38.438	14:27.657
8	2:02.635	25.096	29.684	29.174	38.681	16:30.292
9	2:02.294	24.897	29.773	29.096	38.528	18:32.586
10	2:01.811	25.054	29.622	28.654	38.481	20:34.397
11	2:01.972	25.041	29.554	29.046	38.331	22:36.369
12	2:01.254	25.197	29.379	28.576	38.102	24:37.623
13	2:01.020	25.024	29.294	28.607	38.095	26:38.643
14	2:00.598	24.999	29.286	28.532	37.781	28:39.241
15	1:59.971	24.951	28.993	28.245	37.782	30:39.212
16	2:00.921	25.010	29.158	28.805	37.948	32:40.133
17	2:00.950	24.882	29.234	28.602	38.232	34:41.083

65 **HIKARU ARITA** JPN
SIC58 SQUADRA CORSE HONDA

1	3:24.565	1:41.653	31.853	30.395	40.664	3:24.565
2	2:06.284	25.929	31.003	29.685	39.667	5:30.849
3	2:04.465	25.278	30.378	29.541	39.268	7:35.314
4	2:05.456	25.967	30.438	29.596	39.455	9:40.770
5	2:05.208	25.370	30.513	29.484	39.841	11:45.978
6	2:05.524	25.447	30.665	29.791	39.621	13:51.502
7	2:05.269	25.662	30.386	29.661	39.560	15:56.771
8	2:04.609	25.633	30.296	29.452	39.228	18:01.380
9	2:04.395	25.405	30.007	29.691	39.292	20:05.775
10	2:03.384	25.299	29.996	29.193	38.896	22:09.159
11	2:03.273	25.110	29.954	29.348	38.861	24:12.432
12	2:03.302	25.034	29.971	29.462	38.835	26:15.734
13	2:03.007	25.122	29.860	29.294	38.731	28:18.741
14	2:03.089	25.218	29.804	29.265	38.802	30:21.830
15	2:02.994	25.132	29.809	29.229	38.824	32:24.824
16	2:11.352	26.979	32.196	32.519	39.658	34:36.176

53 **DENIZ ONCU** TUR
RED BULL KTM AJO KTM

1	2:10.111	29.792	31.191	29.849	39.279	2:10.111
2	2:03.519	25.411	30.151	29.258	38.699	4:13.630
3	2:02.963	25.158	29.861	29.075	38.869	6:16.593
4	2:02.809	25.136	29.551	29.128	38.994	8:19.402
5	2:03.193	25.428	29.627	29.422	38.716	10:22.595
6	2:47.026B	25.601	30.314	29.199	1:21.912	13:09.621
7	8:30.810	6:46.807	32.527	30.800	40.676	21:40.431
8	2:05.426	25.805	30.709	29.614	39.298	23:45.857
9	2:04.984	25.483	30.518	29.499	39.484	25:50.841
10	2:07.794	25.301	30.224	32.748	39.521	27:58.635
11	2:05.208	25.305	30.755	29.794	39.354	30:03.843
12	2:05.700	25.341	30.399	29.504	40.456	32:09.543
13	2:04.684	25.451	30.547	29.389	39.297	34:14.227
14	2:03.787	25.102	30.217	29.409	39.059	36:18.014

67 **GERARD RIU I MALE** SPA
BAIKO RACING TEAM KTM

1	2:16.371	33.493	32.333	30.293	40.252	2:16.371
2	2:06.665	26.290	30.906	30.078	39.391	4:23.036
3	2:03.740	25.404	29.912	29.597	38.827	6:26.776
4	2:04.492	25.785	30.002	29.755	38.950	8:31.268
5	2:03.315	25.449	29.764	29.404	38.698	10:34.583
6	2:02.772	25.157	29.601	29.154	38.860	12:37.355
7	2:02.552	24.932	29.536	29.245	38.839	14:39.907
8	2:02.506	25.257	29.468	29.102	38.679	16:42.413
9	2:01.708	24.881	29.326	29.067	38.434	18:44.121
10	2:03.492	25.148	29.579	29.923	38.842	20:47.613
11	2:02.422	25.260	29.491	28.938	38.733	22:50.035
12	2:02.586	25.247	29.373	29.221	38.745	24:52.621
13	2:02.392	25.250	29.366	29.185	38.591	26:55.013
14	2:01.853	25.208	29.256	28.858	38.531	28:56.866
15	2:01.684	25.169	29.413	28.747	38.355	30:58.550
16	2:01.743	25.026	29.289	28.949	38.479	33:00.293
17	2:01.378	24.937	29.368	28.742	38.331	35:01.671

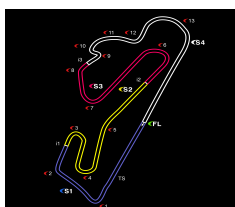
54 **ONDREJ VOSTATEK** CZE
IGAX TEAM KTM

1	2:17.441	33.077	32.903	30.697	40.764	2:17.441
2	2:10.267	26.981	31.246	30.782	41.258	4:27.708
3	2:07.829	25.937	31.355	30.535	40.002	6:35.537
4	2:06.637	25.829	30.673	30.125	40.010	8:42.174
5	2:07.406	26.220	30.901	30.125	40.160	10:49.580
6	2:06.594	25.781	30.481	30.045	40.287	12:56.174
7	2:07.095	25.847	30.853	30.026	40.369	15:03.269
8	2:08.388	25.854	30.943	31.276	40.315	17:11.657
9	2:07.843	25.737	31.022	30.499	40.585	19:19.500
10	2:06.739	25.668	30.877	30.456	39.738	21:26.239

73 **MAXIMILIAN KOFLER** AUT
SAMA GLOBAL ANGEL NIETO TEAM KTM

1	2:09.384	30.187	30.657	29.834	38.706	2:09.384
2	2:03.385	25.315	30.553	29.072	38.445	4:12.769
3	2:02.689	25.303	29.678	29.148	38.560	6:15.458
4	2:00.762	24.608	29.353	28.579	38.222	8:16.220
5	2:01.521	24.818	29.595	28.829	38.279	10:17.741
6	2:01.337	24.821	29.396	28.869	38.251	12:19.078
7	2:01.253	24.755	29.556	28.599	38.343	14:20.331
8	2:01.120	24.799	29.440	28.426	38.455	16:21.451





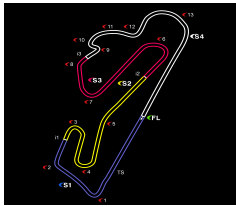
MOTO 3 FIM CEV REPSOL CIRCUITO DO ESTORIL 2019 RACE

Analysis

■ Personal Best ■ Session Best B Crossing the finish line in pit lane

Lap	Time	Sector 1	Sector 2	Sector 3	Sector 4	Elapsed	Lap	Time	Sector 1	Sector 2	Sector 3	Sector 4	Elapsed
9	2:01.438	25.132	29.469	28.675	38.162	18:22.889	14	2:04.859	25.407	30.434	29.966	39.052	29:21.453
10	2:00.558	24.556	29.588	28.539	37.875	20:23.447	15	2:04.198	25.554	30.064	29.912	38.668	31:25.651
11	2:24.835	44.325	32.286	29.522	38.702	22:48.282	16	2:04.685	25.730	30.277	29.940	38.738	33:30.336
12	2:02.960	25.360	30.248	28.901	38.451	24:51.242	17	2:03.796	25.413	30.122	29.591	38.670	35:34.132
13	2:02.280	25.111	29.686	28.903	38.580	26:53.522	83 MEIKON YUJI KAWAKAMI BRA						
14	2:02.005	25.032	29.618	28.679	38.676	28:55.527	FUNDACION ANDREAS PEREZ 77 KTM						
15	2:02.210	25.032	29.543	29.081	38.554	30:57.737	1	2:11.239	30.746	31.652	29.650	39.191	2:11.239
16	2:02.306	25.010	29.771	28.964	38.561	33:00.043	2	2:03.721	25.555	30.073	29.317	38.776	4:14.960
17	2:01.922	24.714	29.402	29.318	38.488	35:01.965	3	2:01.923	25.129	29.740	29.060	37.994	6:16.883
76 JULIAN GIRAL ROMERO SPA							4	2:02.230	25.287	29.593	29.028	38.322	8:19.113
JUNIOR TEAM ESTRELLA GALICIA (HONDA							5	2:03.413	25.255	29.846	29.589	38.723	10:22.526
1	2:14.708	32.365	31.779	30.397	40.167	2:14.708	6	2:03.159	25.571	30.152	29.349	38.087	12:25.685
2	19:40.119 B	26.051				21:54.827	7	2:03.008	25.256	30.200	29.274	38.278	14:28.693
78 IDIL MAHADI MAL							8	2:02.316	25.505	29.897	28.949	37.965	16:31.009
SIC JUNIOR TEAM HONDA							9	2:02.042	25.038	29.828	28.991	38.185	18:33.051
1	2:17.479	34.095	32.433	30.444	40.507	2:17.479	10	2:02.226	25.198	29.884	29.036	38.108	20:35.277
2	2:09.625	26.579	31.305	31.063	40.678	4:27.104	11	2:01.654	25.253	29.701	28.712	37.988	22:36.931
3	2:07.051	26.086	30.950	30.231	39.784	6:34.155	12	2:01.193	25.291	29.562	28.664	37.676	24:38.124
4	2:05.836	26.058	30.310	29.985	39.483	8:39.991	13	2:01.615	25.092	29.667	28.822	38.034	26:39.739
5	2:06.845	26.429	30.725	29.685	40.006	10:46.836	14	2:01.497	25.005	29.582	28.908	38.002	28:41.236
6	2:06.512	26.022	30.666	30.105	39.719	12:53.348	15	2:01.245	25.056	29.673	28.533	37.983	30:42.481
7	2:05.873	25.757	30.597	29.730	39.789	14:59.221	16	2:01.001	25.094	29.579	28.677	37.651	32:43.482
8	2:05.632	25.868	30.741	29.426	39.597	17:04.853	17	2:01.509	25.034	29.526	28.766	38.183	34:44.991
9	2:04.793	25.907	30.325	29.345	39.216	19:09.646	87 FAUSTINO CANERO CARRASCO SPA						
10	2:06.287	25.702	30.298	31.024	39.263	21:15.933	FAU55 EL SENOR DE LAS BOLSAS KTM						
11	2:05.812	25.910	30.457	29.845	39.600	23:21.745	1	2:13.577	31.651	31.584	29.916	40.426	2:13.577
12	2:05.734	26.141	30.472	29.683	39.438	25:27.479	2	2:25.651 B	26.508	31.398	31.903	55.842	4:39.228
13	2:05.076	25.778	30.161	29.474	39.663	27:32.555	88 MATTEO PATACCA ITA						
14	2:04.403	25.734	30.175	29.343	39.151	29:36.958	SIC58 SQUADRACORSE HONDA						
15	2:04.219	25.864	29.947	29.498	38.910	31:41.177	1	2:17.167	33.268	32.561	30.677	40.661	2:17.167
16	2:04.645	25.681	30.108	29.871	38.985	33:45.822	2	2:07.900	26.486	31.332	30.282	39.800	4:25.067
17	2:04.462	25.652	30.182	29.366	39.262	35:50.284	3	2:06.485	26.001	31.016	29.932	39.536	6:31.552
81 ALEIX VIU COTOLI SPA							4	2:05.298	25.713	30.576	29.636	39.373	8:36.850
SAMA GLOBAL ANGEL NIETO TEAM KTM							5	2:04.969	25.702	30.521	29.638	39.108	10:41.819
1	2:11.808	31.526	30.987	30.120	39.175	2:11.808	6	2:05.401	25.559	30.482	29.953	39.407	12:47.220
2	2:02.973	25.318	29.893	29.266	38.496	4:14.781	7	2:04.556	25.528	30.321	29.618	39.089	14:51.776
3	2:01.932	24.800	29.583	28.957	38.592	6:16.713	8	2:04.872	25.629	30.405	29.704	39.134	16:56.648
4	2:01.879	24.616	29.680	29.227	38.356	8:18.592	9	2:04.480	25.396	30.448	29.652	38.984	19:01.128
82 STEFANO NEPA ITA							10	2:04.204	25.289	30.225	29.899	38.791	21:05.332
SN81 JUNIOR TEAM KTM							11	2:03.680	25.433	30.049	29.326	38.872	23:09.012
1	2:14.548	31.478	32.014	30.518	40.538	2:14.548	12	2:04.372	25.288	30.599	29.450	39.035	25:13.384
2	2:06.224	25.978	30.940	30.029	39.277	4:20.772	13	2:03.778	25.395	30.069	29.546	38.768	27:17.162
3	2:05.640	26.220	30.320	29.932	39.168	6:26.412	14	2:03.279	25.342	30.141	29.371	38.425	29:20.441
4	2:05.217	25.608	30.237	30.356	39.016	8:31.629	15	2:03.112	25.180	29.929	29.182	38.821	31:23.553
5	2:04.462	25.643	30.082	29.780	38.957	10:36.091	16	2:03.180	25.125	30.025	29.245	38.785	33:26.733
6	2:06.124	25.440	30.139	29.849	40.696	12:42.215	17	2:02.300	24.954	29.801	28.859	38.686	35:29.033
7	2:05.346	25.834	30.395	30.005	39.112	14:47.561	90 BRANDON SCOTT PAASCH USA						
8	2:05.161	25.609	30.334	29.986	39.232	16:52.722	FPW RACING KTM						
9	2:05.314	25.868	30.365	30.091	38.990	18:58.036	1	2:16.683	33.650	31.773	30.857	40.403	2:16.683
10	2:04.403	25.600	30.186	29.841	38.776	21:02.439	2	2:07.241	26.280	30.889	30.192	39.880	4:23.924
11	2:04.254	25.449	30.239	29.616	38.950	23:06.693	3	2:04.786	25.412	30.741	29.682	38.951	6:28.710
12	2:04.889	25.420	30.498	29.938	39.033	25:11.582	4	2:04.866	25.793	30.418	29.637	39.018	8:33.576
13	2:05.012	25.390	30.547	29.876	39.199	27:16.594	5	2:03.490	25.348	30.097	29.526	38.519	10:37.066





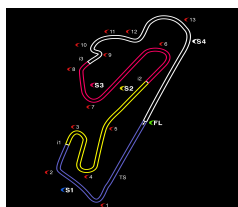
MOTO 3 FIM CEV REPSOL CIRCUITO DO ESTORIL 2019 RACE

Analysis

■ Personal Best ■ Session Best B Crossing the finish line in pit lane

Lap	Time	Sector 1	Sector 2	Sector 3	Sector 4	Elapsed	Lap	Time	Sector 1	Sector 2	Sector 3	Sector 4	Elapsed
6	2:04.690	25.556	30.038	29.653	39.443	12:41.756							
7	2:04.058	25.735	30.092	29.409	38.822	14:45.814							
8	2:02.940	25.297	29.929	29.141	38.573	16:48.754							
9	2:03.240	25.286	29.951	29.461	38.542	18:51.994							
10	2:03.340	25.386	30.064	29.151	38.739	20:55.334							
11	2:04.019	25.500	30.185	29.276	39.058	22:59.353							
12	2:14.866B	25.758	30.824	30.493	47.791	25:14.219							

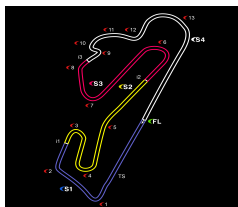
99 CARLOS TATAY VILA SPA						
FUNDACION ANDREAS PEREZ 77 KTM						
1	2:09.339	29.653	31.052	29.640	38.994	2:09.339
2	2:03.112	25.238	29.856	29.308	38.710	4:12.451
3	2:02.982	25.317	29.780	29.217	38.668	6:15.433
4	2:03.312	25.262	30.158	29.344	38.548	8:18.745
5	2:03.634	25.144	29.959	29.496	39.035	10:22.379
6	2:03.005	25.544	30.043	29.335	38.083	12:25.384
7	2:02.632	25.176	29.934	29.249	38.273	14:28.016
8	2:02.267	24.996	29.706	28.832	38.733	16:30.283
9	2:02.323	25.168	29.769	29.196	38.190	18:32.606
10	2:02.117	25.208	29.693	28.959	38.257	20:34.723
11	2:02.107	25.261	29.559	29.037	38.250	22:36.830
12	2:01.007	24.975	29.577	28.712	37.743	24:37.837
13	2:01.487	25.072	29.011	29.502	37.902	26:39.324
14	2:01.584	24.842	29.753	28.977	38.012	28:40.908
15	2:01.354	24.891	29.310	28.786	38.367	30:42.262
16	2:01.155	24.672	29.512	28.749	38.222	32:43.417
17	2:00.703	24.724	29.396	28.451	38.132	34:44.120



MOTO 3 FIM CEV REPSOL CIRCUITO DO ESTORIL 2019 RACE

Best Top Speeds

Rider	Team	Top 1		Top 2		Top 3		Top 4		Top 5		Avg
		Kph	Lap	Kph	Lap	Kph	Lap	Kph	Lap	Kph	Lap	
30 MAX COOK	BRITISH TALENT TEAM	225.3	17	220.3	15	220.3	6	217.3	16	216.9	12	220,0
6 RYUSEI YAMANAKA	JUNIOR TEAM ESTRELLA GALICIA 0,0	223.0	15	220.8	13	219.9	16	219.9	12	219.4	17	220,6
22 AARON POLANCO MUNOZCUNA DE CAMPEONES		222.5	17	221.2	16	220.8	14	220.8	13	219.0	12	220,9
19 VICTOR RODRIGUEZ NUNILAGLISSE ACADEMY		222.1	4	221.2	14	220.3	10	219.0	13	218.6	6	220,2
53 DENIZ ONCU	RED BULL KTM AJO	222.1	10	221.6	9	221.2	14	219.9	13	219.9	11	220,9
50 JASON DUPASQUIER	H43-CARXPART-BLUMAQ-KTM	220.8	17	219.9	8	216.4	12	215.6	16	214.7	11	217,5
52 JEREMY ALCOBA FERRERLAGLISSE ACADEMY		220.8	6	220.3	7	219.9	11	219.9	8	219.4	10	220,1
7 BARRY BALTUS	SAMA GLOBAL ANGEL NIETO TEAM	220.3	11	219.4	12	218.6	13	218.6	7	218.1	14	219,0
28 MATTEO BERTELLE	SIC 58 SQUADRA CORSE	220.3	17	217.3	16	217.3	4	216.9	13	216.9	8	217,7
34 MARIO SURYO AJI	ASTRA HONDA RACING TEAM	220.3	13	219.0	14	219.0	17	218.6	12	215.6	11	218,5
67 GERARD RIU I MALE	BAIKO RACING TEAM	220.3	9	220.3	7	219.9	17	218.6	11	218.1	16	219,4
33 YUKI KUNII	ASIA TALENT TEAM	219.9	14	217.7	15	216.0	13	214.7	16	214.3	8	216,5
20 JOSE JULIAN GARCIA GARRIDO	FAU55 EL SENOR DE LAS BOLSAS	218.6	13	217.3	14	216.0	16	216.0	15	215.2	17	216,6
27 ALEX DIEZ RODRIGUEZ	LEOPARD IMPALA JUNIOR TEAM	218.1	13	217.3	17	216.9	15	216.4	12	216.0	10	216,9
65 HIKARU ARITA	SIC58 SQUADRA CORSE	218.1	15	217.7	12	217.3	13	216.0	16	215.6	11	216,9
83 MEIKON YUJI KAWAKAMI	FUNDACION ANDREAS PEREZ 77	218.1	3	215.6	17	213.1	14	212.3	16	211.4	12	214,1
88 MATTEO PATACCA	SIC58 SQUADRACORSE	218.1	12	216.4	13	216.0	16	215.6	17	215.2	15	216,3
24 XAVIER ARTIGAS LOPEZ	LEOPARD IMPALA JUNIOR TEAM	217.7	17	216.9	8	216.0	13	214.7	16	214.3	5	215,9
3 KEVIN ZANNONI	RGR TM RACING FACTORY TEAM	217.3	14	215.2	15	212.7	17	211.8	16	208.6	8	213,1
81 ALEIX VIU COTOLI	SAMA GLOBAL ANGEL NIETO TEAM	217.3	4	216.0	3	205.9	2	184.5	1			205,9
10 NICOLA FABIO CARRARO	RGR TM RACING FACTORY TEAM	216.9	6	216.0	7	215.2	13	213.5	16	213.5	15	215,0
54 ONDREJ VOSTATEK	IGAX TEAM	216.9	13	216.4	11	216.0	14	215.2	17	215.2	12	215,9
73 MAXIMILIAN KOFLER	SAMA GLOBAL ANGEL NIETO TEAM	216.9	17	216.9	15	215.6	10	215.6	14	213.9	7	215,8
90 BRANDON SCOTT PAASCHE	FPW RACING	216.0	8	213.5	11	212.3	9	209.8	10	208.2	12	212,0
99 CARLOS TATAY VILA	FUNDACION ANDREAS PEREZ 77	216.0	5	214.3	17	213.9	10	213.1	16	210.6	11	213,6
18 RYAN VAN DE LAGEMAAT	LAGEMAAT RACING	215.6	7	215.2	8	214.3	12	213.1	17	211.4	10	213,9
82 STEFANO NEPA	SN81 JUNIOR TEAM	213.9	12	208.2	13	207.8	14	205.5	11	205.1	15	208,1
13 FILIP REHACEK	IGAX TEAM	213.1	13	212.7	17	212.3	10	211.8	15	211.4	16	212,3
36 IZAM IKMAL	SIC JUNIOR TEAM	211.0	12	210.6	13	209.4	17	209.4	15	207.8	11	209,6
78 IDIL MAHADI	SIC JUNIOR TEAM	209.8	10	207.1	13	206.3	7	204.8	16	204.0	9	206,4
76 JULIAN GIRAL ROMERO	JUNIOR TEAM ESTRELLA GALICIA 0,0	189.6	2	180.3	1							185,0
87 FAUSTINO CANERO CARRERA	FAU55 EL SENOR DE LAS BOLSAS	186.4	2	179.1	1							182,8
38 DAVID SALVADOR GOMEZCUNA DE CAMPEONES		174.6	1									174,6
23 DAVIDE PIZZOLI	LEOPARD IMPALA JUNIOR TEAM											
25 ADRIAN FERNANDEZ GONZALEZ	GONLAGLISSE ACADEMY											



MOTO 3

FIM CEV REPSOL CIRCUITO DO ESTORIL 2019

RACE ((17 laps, 71,1 km.))

Official Starting Grid

78 MAHADI, IDIL 1:51.873 33	36 IKMAL, IZAM 1:58.479 35	7 DIEZ RODRIGUEZ, ALEJ 1:52.026 34
CARRARO, NICOLA FABIO 1:51.453 30	VAN DE LAGEMAAT, RYAN 1:51.859 32	88 PATACCA, MATTEO 1:51.627 31
65 ARITA, HIKARU 1:51.005 27	RODRIGUEZ NUNEZ, VICTOR 1:51.406 29	13 REHACEK, FILIP 1:51.355 28
67 RIU I MALE, GERARD 1:50.625 24	54 VOSTATEK, ONDREJ 1:50.815 26	PAASCH, BRANDON SCOTT 1:50.735 25
6 GIRAL ROMERO, JULIA 1:50.255 21	81 VIU COTOLI, ALEIX 1:50.619 23	28 BERTELLE, MATTEO 1:50.577 22
NERO CARRASCO, FAUSTO 1:49.470 18	3 ZANNONI, KEVIN 1:49.883 20	RNANDEZ GONZALEZ, ALEJANDRO 1:49.701 19
82 NEPA, STEFANO 1:49.338 15	6 YAMANAKA, RYUSEI 1:49.438 17	73 KOFLER, MAXIMILIAN 1:49.365 16
KAWAKAMI, MEIKON YUJI 1:48.676 12	SALVADOR GOMEZ, DAVY 1:48.986 14	30 COOK, MAX 1:48.730 13
50 DUPASQUIER, JASON 1:48.116 9	POLANCO MUNOZ, AARON 1:48.536 11	33 KUNII, YUKI 1:48.458 10
ARCIA GARCIA, JOSE JULIAN 1:48.049 6	34 SURYO AJI, MARIO 1:48.116 8	23 PIZZOLI, DAVIDE 1:48.107 7
99 TATAY VILA, CARLOS 1:47.612 3	7 BALTUS, BARRY 1:48.047 5	4 ARTIGAS LOPEZ, XAVIER 1:47.763 4
	53 ONCU, DENIZ 1:47.272 2	ALCOBA FERRER, JEREMIAS 1:47.214 1

Race Director:	Timekeeper:
----------------	-------------

