

ETC

FIM CEV REPSOL CIRCUITO DO ESTORIL 2019

RACE Serie 2 ((16 laps, 66,9 km.))

Provisional Classification

	Rider	Nat	Team	Bike	Tyres	Cl.	Laps	Total Time	Gap	Kph	Best Lap	
											Lap	Time
1	31 ROBERTO GARCIA TINOCO	SPA	FAU55 EL SENOR DE LAS BOLSAS	HONDA	DUNLOP	16	30:12.883	-	132.9	5	1:51.739	134.7
2	20 JACK HART	GBR	WILSON RACING	HONDA	DUNLOP	16	30:23.539	+10.656	132.1	5	1:53.199	133.0
3	72 MATTIA FALZONE	ITA	SIC 58 SQUADRA CORSE	HONDA	DUNLOP	16	30:34.862	+21.979	131.3	16	1:53.227	133.0
4	32 JENNY RUOKOLAINEN	FIN	TRACK PUNK RACING	HONDA	DUNLOP	16	30:35.419	+22.536	131.2	15	1:53.404	132.8
5	42 SOMA GORBE	HUN	BESTER CAPITAL DUBAI JUNIOR TEAM	HONDA	DUNLOP	16	30:47.167	+34.284	130.4	11	1:53.940	132.1
6	33 BRYAN-KIM DUPASQUIER	SWI	H43-TEAM NOBBY-CARXPRT-BLUMAQ	HONDA	DUNLOP	16	30:54.474	+41.591	129.9	7	1:54.514	131.5
7	39 RAUL RODRIGUEZ NUNEZ	SPA	BLUMAQ HMA RACING	HONDA	DUNLOP	16	31:21.651	+1:08.768	128.0	8	1:55.756	130.1
8	55 MATYAS KONECNY	CZE	REDDING - PINAMOTO RS	HONDA	DUNLOP	16	31:39.210	+1:26.327	126.8	16	1:56.858	128.8
9	75 JUSTIN FOKKERT	NED	TALENT TEAM	HONDA	DUNLOP	16	31:39.304	+1:26.421	126.8	14	1:56.647	129.1
10	2 TYLER SCOTT	USA	IKONO LAGLISSE ACADEMY	HONDA	DUNLOP	16	31:53.441	+1:40.558	125.9	9	1:58.160	127.4
11	35 MARIUS HENRY	FRA	SELECT MACHINES	HONDA	DUNLOP	16	31:53.674	+1:40.791	125.9	9	1:58.088	127.5
12	61 ILAN PERON	FRA	SELECT MACHINE	HONDA	DUNLOP	16	31:54.260	+1:41.377	125.8	12	1:57.100	128.6
Not classified:												
	9 FREDDIE HEINRICH	GER	HMA BLUMAQ RACING	HONDA	DUNLOP	14	26:48.397			14	1:53.546	132.6
	8 KAS BEEKMANS	NED	ERNST DUBBINK EVENO RACING	HONDA	DUNLOP	14	26:48.461			7	1:53.474	132.7
	17 MARCEAU LAPIERRE	FRA	EQUIPE DE FRANCE - FILIERE GP	HONDA	DUNLOP	13	25:26.849			10	1:56.313	129.4
Retired												
	27 TOMMASO CAVADINI	SWI	TEAM MTA - DINOIL	HONDA	DUNLOP	11	21:15.851			11	1:54.284	131.7
	45 LUCA DE VLEESCHAUWER	BEL	NYKOS RACING FOR LDV45	HONDA	DUNLOP	7	13:38.268			3	1:54.408	131.6

Pole Position

HART, JACK

1:53.425

Fastest Lap

Lap 5

ROBERTO GARCIA TINOCO

1:51.739

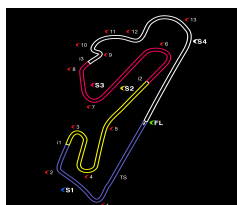
134.7 Kph

Published at:

Track Status: **DRY**

Race Director:	Timekeeper:
----------------	-------------





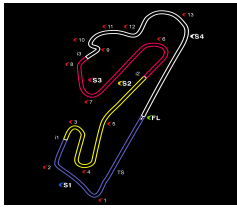
ETC

FIM CEV REPSOL CIRCUITO DO ESTORIL 2019

RACE Serie 2

Best Sector Times

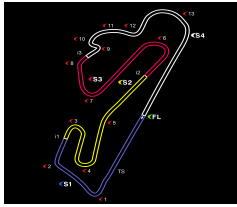
SECTOR 1			SECTOR 2			SECTOR 3			SECTOR 4			Pos	Ideal Lap	Best Lap
Pos	Rider	Time	Rider	Time	Rider	Time	Rider	Time	Pos	Time	Pos	Time	Time	Time
1	31 R.GARCIA TINOCO	23.395	31 R.GARCIA TINOCO	27.318	31 R.GARCIA TINOCO	25.432	31 R.GARCIA TINOCO	35.115	1	31	1:51.260	1:51.739	(1)	
2	32 J.RUOKOLAINEN	23.485	72 M.FALZONE	27.783	9 F.HEINRICH	26.056	32 J.RUOKOLAINEN	35.234	2	8	1:52.940	1:53.474	(5)	
3	8 K.BEEKMANS	23.564	9 F.HEINRICH	27.832	72 M.FALZONE	26.110	20 J.HART	35.268	3	9	1:52.951	1:53.546	(6)	
4	9 F.HEINRICH	23.592	8 K.BEEKMANS	27.885	8 K.BEEKMANS	26.142	8 K.BEEKMANS	35.349	4	20	1:52.996	1:53.199	(2)	
5	20 J.HART	23.650	20 J.HART	27.886	20 J.HART	26.192	33 B.DUPASQUIER	35.414	5	32	1:53.070	1:53.404	(4)	
6	72 M.FALZONE	23.680	33 B.DUPASQUIER	27.919	32 J.RUOKOLAINEN	26.227	9 F.HEINRICH	35.471	6	72	1:53.187	1:53.227	(3)	
7	45 L.DE VLEESCHAUWER	23.764	27 T.CAVADINI	28.106	27 T.CAVADINI	26.271	42 S.GORBE	35.475	7	42	1:53.675	1:53.940	(7)	
8	42 S.GORBE	23.780	42 S.GORBE	28.117	42 S.GORBE	26.303	72 M.FALZONE	35.614	8	33	1:53.913	1:54.514	(10)	
9	27 T.CAVADINI	23.969	32 J.RUOKOLAINEN	28.124	45 L.DE VLEESCHAUWER	26.368	45 L.DE VLEESCHAUWER	35.682	9	27	1:54.067	1:54.284	(8)	
10	33 B.DUPASQUIER	24.025	45 L.DE VLEESCHAUWER	28.348	33 B.DUPASQUIER	26.555	27 T.CAVADINI	35.721	10	45	1:54.162	1:54.408	(9)	
11	17 M.LAPIERRE	24.047	39 R.RODRIGUEZ NUNEZ	28.477	17 M.LAPIERRE	26.795	39 R.RODRIGUEZ NUNEZ	36.051	11	39	1:55.438	1:55.756	(11)	
12	39 R.RODRIGUEZ NUNEZ	24.091	75 J.FOKKERT	28.603	39 R.RODRIGUEZ NUNEZ	26.819	17 M.LAPIERRE	36.056	12	17	1:55.534	1:56.313	(12)	
13	75 J.FOKKERT	24.121	17 M.LAPIERRE	28.636	61 I.PERON	27.060	75 J.FOKKERT	36.256	13	75	1:56.166	1:56.647	(13)	
14	2 T.SCOTT	24.322	55 M.KONECNY	28.668	55 M.KONECNY	27.084	55 M.KONECNY	36.314	14	55	1:56.454	1:56.858	(14)	
15	61 I.PERON	24.325	61 I.PERON	28.819	75 J.FOKKERT	27.186	61 I.PERON	36.516	15	61	1:56.720	1:57.100	(15)	
16	55 M.KONECNY	24.388	35 M.HENRY	28.912	35 M.HENRY	27.277	2 T.SCOTT	36.834	16	35	1:57.704	1:58.088	(16)	
17	35 M.HENRY	24.429	2 T.SCOTT	29.083	2 T.SCOTT	27.477	35 M.HENRY	37.086	17	2	1:57.716	1:58.160	(17)	



ETC FIM CEV REPSOL CIRCUITO DO ESTORIL 2019 After RACE Serie 2

Event maximum speed

Rider	Team	Bike	Class	T. Speed	Lap	Session
92	DIAGO MOREIRA NASCIMENTO	TALENT TEAM ESTRELLA GALICIA 0,0	HONDA	221.6	17	Gr B QP 2
48	GABIN PLANQUES	LARRESPORT BRADOL	HONDA	221.2	13	Gr B QP 2
24	IVAN ORTOLA DIEZ	SAMA GLOBAL ANGEL NIETO TEAM	HONDA	220.8	4	Gr A QP 2
41	ERIC FERNANDEZ ROBEDILLO	TEAM GRUPO MACHADO	HONDA	219.4	13	Gr A QP 2
49	JULIO GARCIA GONZALEZ	JEREZ ANDALUCIA MOTOR TALENT	HONDA	219.4	15	Gr A QP 2
31	ROBERTO GARCIA TINOCO	FAU55 EL SENOR DE LAS BOLSAS	HONDA	219.0	4	Gr B QP 2
64	DAVID MUNOZ RODRIGUEZ	JEREZ ANDALUCIA MOTOR TALENT	HONDA	218.6	7	Gr B QP 2
70	JOSHUA WHATLEY	KRP	HONDA	218.6	7	Gr B QP 2
80	DAVID ALONSO GOMEZ	SAMA GLOBAL ANGEL NIETO TEAM	HONDA	218.6	14	Gr B QP 2
74	DAIJIRO SAKO	CUNA DE CAMPEONES	HONDA	218.1	4	Gr B QP 2
77	MATTIA VOLPI	SIC58 SQUADRA CORSE	HONDA	218.1	7	Gr B QP 2
6	DIRK GEIGER	KIEFER RACING	HONDA	217.7	3	Gr B QP 2
84	ZONTA VAN DEN GOORBERGH	TEAM SUPERB	HONDA	217.7	9	Gr A QP 2
29	DEAN BERTA VINALES	MVK DANI RIVAS TALENT TEAM	HONDA	217.3	15	Gr B QP 2
8	KAS BEEKMANS	ERNST DUBBINK EVENO RACING	HONDA	217.3	9	TESTE 1 GR A
95	JOSE ANTONIO RUEDA RUIZ	TALENT TEAM ESTRELLA GALICIA 0,0	HONDA	217.3	5	Gr A QP 2
63	M. SYARIFUDDIN BIN AZMAN	DYNAVOLT INTACT SIC JUNIOR TEAM	HONDA	216.9	8	Gr A QP 2
32	JENNY RUOKOLAINEN	TRACK PUNK RACING	HONDA	216.4	3	TESTE 1 GR B
38	JUAN RODRIGUEZ HERNANDEZ	CUNA DE CAMPEONES	HONDA	216.4	12	Gr A QP 2
89	MARCOS URIARTE RODRIGUEZ	MRE TALENT	HONDA	216.4	15	Gr A QP 2
28	IZAN GUEVARA BONNIN	CUNA DE CAMPEONES	HONDA	216.0	18	Gr A QP 2
75	JUSTIN FOKKERT	TALENT TEAM	HONDA	216.0	15	Gr B QP 2
19	ANDREAS KOFLER	SOKOL RACE TEAM FMT	HONDA	215.6	7	Gr A QP 2
20	JACK HART	WILSON RACING	HONDA	215.6	7	Gr A QP 2
78	DANIEL MOGEDA VENDRELLS	F. ANDREAS PEREZ - LARRESPORT BRADOL	HONDA	215.6	13	Gr A QP 2
17	MARCEAU LAPIERRE	EQUIPE DE FRANCE - FILIERE GP	HONDA	215.2	2	RACE Serie 2
23	ALEX MILLAN GOMEZ	ARO RACING	HONDA	215.2	17	Gr B QP 2
54	FERMIN ALDEGUER MENGUAL	BESTER CAPITAL DUBAI	HONDA	215.2	8	Gr B QP 2
67	FILIPPO MARIA PALAZZI	BESTER CAPITAL DUBAI JUNIOR TEAM	HONDA	215.2	15	Gr B QP 2
10	ADRIAN CRUCES SERRANO	TALENT TEAM ESTRELLA GALICIA 0,0	HONDA	214.7	15	RACE 2
22	CLEMENT ROUGE	EQUIPE DE FRANCE - FILIERE GP	HONDA	214.7	16	Gr A QP 2
86	MARIO MAYOR FRANCES	IKONO LAGLISSE ACADEMY	HONDA	214.7	15	Gr B QP 2
69	MARCOS RUDA COMINO	CUNA DE CAMPEONES	HONDA	214.3	16	TESTE 2 GR B
93	MARCO GAGGI	SOKOL RACE TEAM FMT	HONDA	214.3	13	Gr A QP 2
25	LUIS MIGUEL VERDUGO DE LA TORRE	IKONO LAGLISSE ACADEMY	HONDA	213.9	13	Gr B QP 2
45	LUCA DE VLEESCHAUWER	NYKOS RACING FOR LDV45	HONDA	213.9	3	Gr A QP 2
72	MATTIA FALZONE	SIC 58 SQUADRA CORSE	HONDA	213.9	3	RACE Serie 2
15	JULEN AVILA CORTES	SOKOL RACE TEAM FMT	HONDA	213.5	17	Gr A QP 2
53	MICHAL BULIK	IGAX TEAM	HONDA	213.5	15	Gr A QP 2
3	PASQUALE ALFANO	LEOPARD IMPALA JUNIOR TEAM	HONDA	213.1	13	Gr A QP 2
44	NOAH DETTWILER	TEAM MTA - DINOIL	HONDA	213.1	9	Gr B QP 2
47	FENTON HARRISON SEABRIGHT	WILSONS	HONDA	212.7	19	Gr B QP 2
55	MATYAS KONECNY	REDDING - PINAMOTO RS	HONDA	212.3	13	Gr A QP 2
9	FREDDIE HEINRICH	HMA BLUMAQ RACING	HONDA	212.3	4	Gr B QP 2
4	KIKO MARIA	LEOPARD IMPALA JUNIOR TEAM	HONDA	211.8	15	Gr B QP 2
42	SOMA GORBE	BESTER CAPITAL DUBAI JUNIOR TEAM	HONDA	211.4	2	RACE Serie 2
2	TYLER SCOTT	IKONO LAGLISSE ACADEMY	HONDA	211.0	12	Gr A QP 2
14	CARLOS TORRECILLAS URBAN	GTRT SPAIN TORRECILLAS	HONDA	210.2	5	Gr A QP 2
21	VINCENT FALCONE	TFC RACING	HONDA	209.8	11	RACE 2
7	DANIEL MUNOZ FERNANDEZ	ONEFOREX CARDOSO SCHOOL RACING	HONDA	209.8	13	Gr A QP 2
27	TOMMASO CAVADINI	TEAM MTA - DINOIL	HONDA	209.4	2	RACE Serie 2
33	BRYAN-KIM DUPASQUIER	H43-TEAM NOBBY-CARXPRT-BLUMAQ	HONDA	209.4	15	Gr A QP 2
39	RAUL RODRIGUEZ NUNEZ	BLUMAQ HMA RACING	HONDA	207.8	16	Gr A QP 2
94	MARVIN SIEBDRATH	BLUMAQ HMA RACING	HONDA	205.9	3	Gr B QP 2
61	ILAN PERON	SELECT MACHINE	HONDA	203.6	16	Gr A QP 2
35	MARIUS HENRY	SELECT MACHINES	HONDA	196.7	2	Gr B QP 2



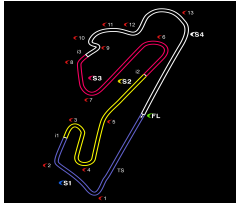
ETC

FIM CEV REPSOL CIRCUITO DO ESTORIL 2019

RACE Serie 2

Fastest Lap Sequence

Practice Time	Rider	Team	Bike	Class	Time	Kph	Lap
3:53.278	20 JACK HART	WILSON RACING	HONDA		1:53.888	132.2	2
3:56.099	31 ROBERTO GARCIA TINOCO	FAU55 EL SENOR DE LAS BOLSAS	HONDA		1:53.174	133.0	2
5:48.096	31 ROBERTO GARCIA TINOCO	FAU55 EL SENOR DE LAS BOLSAS	HONDA		1:51.997	134.4	3
9:32.278	31 ROBERTO GARCIA TINOCO	FAU55 EL SENOR DE LAS BOLSAS	HONDA		1:51.739	134.7	5



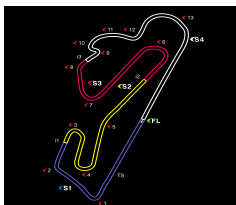
ETC FIM CEV REPSOL CIRCUITO DO ESTORIL 2019 RACE Serie 2

Analysis by lap

■ Lapped

Nr	Lap Time	Gap	Nr	Lap Time	Gap	Nr	Lap Time	Gap	Nr	Lap Time	Gap	Nr	Lap Time	Gap
Lap 1			61	2:01.232	24.296	35	1:59.848	41.283	61	1:58.371	1:06.530	31	1:52.680	
20	1:59.390		Lap 4			61	1:59.618	47.863	Lap 10			20	1:53.879	7.848
9	2:01.298	1.908	31	1:52.443		Lap 7			31	1:52.301		72	1:53.964	19.387
8	2:01.647	2.257	20	1:53.567	0.495	31	1:52.863		20	1:53.393	6.207	32	1:53.832	19.497
32	2:01.802	2.412	8	1:54.954	5.713	20	1:53.424	4.015	72	1:54.036	16.243	9	1:54.342	19.921
45	2:01.810	2.420	9	1:54.926	5.752	72	1:53.951	12.008	32	1:53.939	16.287	8	1:54.571	19.986
72	2:02.364	2.974	45	1:55.169	6.352	9	1:53.956	12.074	9	1:54.042	16.313	42	1:54.120	27.717
31	2:02.925	3.535	72	1:54.826	6.392	32	1:53.891	12.400	8	1:53.996	16.359	33	1:55.418	32.062
42	2:02.945	3.555	32	1:55.490	6.444	8	1:53.474	12.689	42	1:54.174	24.393	39	1:56.562	51.859
17	2:03.523	4.133	42	1:56.080	10.361	27	1:54.827	19.416	27	1:54.694	25.733	17	1:56.555	51.919
33	2:03.943	4.553	27	1:55.965	10.431	42	1:54.901	19.481	33	1:54.671	25.798	55	1:57.041	1:13.015
27	2:04.070	4.680	33	1:55.773	11.065	33	1:54.514	19.790	39	1:56.316	40.758	75	1:56.947	1:13.336
2	2:06.966	7.576	17	1:57.184	16.370	45	2:01.339	20.926	17	1:56.313	40.772	35	1:58.988	1:20.680
39	2:06.989	7.599	39	1:57.375	18.992	17	1:57.003	30.039	55	1:57.311	1:00.132	2	1:59.446	1:20.948
35	2:07.161	7.771	75	1:59.781	25.492	39	1:55.945	30.965	75	1:57.598	1:00.850	61	1:57.663	1:25.025
75	2:07.871	8.481	35	1:59.931	25.887	75	1:57.974	45.763	2	1:58.496	1:03.297	Lap 14		
55	2:08.007	8.617	2	2:00.367	26.104	2	1:58.622	46.512	35	1:58.428	1:03.519	31	1:52.762	
61	2:09.264	9.874	55	1:59.916	26.434	55	1:58.338	46.552	61	1:57.864	1:12.093	20	1:53.353	8.439
Lap 2			61	2:00.933	32.157	35	1:58.544	46.964	Lap 11			72	1:53.995	20.620
20	1:53.888		Lap 5			61	2:00.456	55.456	31	1:53.502		9	1:53.546	20.705
31	1:53.174	2.821	31	1:51.739		Lap 8			20	1:53.220	5.925	8	1:53.545	20.769
9	1:55.204	3.224	20	1:53.199	1.955	31	1:52.275		72	1:54.109	16.850	32	1:54.119	20.854
8	1:54.951	3.320	8	1:55.041	9.015	20	1:53.509	5.249	8	1:54.052	16.909	42	1:54.499	29.454
32	1:55.101	3.625	9	1:55.047	9.060	72	1:54.345	14.078	9	1:54.107	16.918	33	1:55.588	34.888
45	1:55.504	4.036	72	1:54.496	9.149	9	1:54.343	14.142	32	1:54.201	16.986	39	1:57.583	56.680
72	1:55.348	4.434	32	1:54.642	9.347	8	1:53.764	14.178	42	1:53.940	24.831	55	1:56.880	1:17.133
42	1:55.789	5.456	45	1:55.096	9.709	32	1:54.188	14.313	27	1:54.284	26.515	75	1:56.647	1:17.221
27	1:55.745	6.537	42	1:55.992	14.614	42	1:54.804	22.010	33	1:54.523	26.819	2	1:59.784	1:27.970
33	1:56.071	6.736	27	1:55.963	14.655	27	1:55.450	22.591	17	1:57.321	44.591	35	2:00.204	1:28.122
17	1:57.912	8.157	33	1:55.956	15.282	33	1:55.124	22.639	39	1:57.400	44.656	61	1:57.315	1:29.578
39	1:57.582	11.293	17	1:56.804	21.435	17	1:56.393	34.157	55	1:57.377	1:04.007	Lap 15		
2	1:59.386	13.074	39	1:56.273	23.526	39	1:55.756	34.446	75	1:57.235	1:04.583	31	1:52.555	
75	1:58.677	13.270	2	1:58.741	33.106	75	1:58.279	51.767	2	1:58.428	1:08.223	20	1:53.545	9.429
35	1:59.417	13.300	75	1:59.390	33.143	55	1:57.569	51.846	35	1:58.434	1:08.451	72	1:53.323	21.388
55	1:59.665	14.394	35	1:59.488	33.636	2	1:58.621	52.858	61	1:57.265	1:15.856	32	1:53.404	21.703
61	2:01.267	17.253	55	1:59.163	33.858	35	1:58.531	53.220	Lap 12			42	1:54.904	31.803
Lap 3			61	2:00.028	40.446	61	1:58.894	1:02.075	31	1:52.914		33	1:55.694	38.027
20	1:54.189		Lap 6			Lap 9			20	1:53.638	6.649	39	1:58.358	1:02.483
31	1:51.997	0.629	31	1:52.201		31	1:53.916		8	1:54.100	18.095	75	1:56.952	1:21.618
8	1:54.700	3.831	20	1:53.700	3.454	20	1:53.782	5.115	72	1:54.167	18.103	55	1:57.527	1:22.105
9	1:54.863	3.898	72	1:53.972	10.920	72	1:54.346	14.508	9	1:54.255	18.259	35	1:58.495	1:34.062
32	1:54.590	4.026	9	1:54.122	10.981	9	1:54.346	14.572	32	1:54.273	18.345	2	1:59.596	1:35.011
45	1:54.408	4.255	32	1:54.226	11.372	32	1:54.252	14.649	42	1:54.360	26.277	61	1:58.454	1:35.477
72	1:54.393	4.638	8	1:55.264	12.078	8	1:54.402	14.664	33	1:55.419	29.324	Lap 16		
42	1:56.086	7.353	45	1:54.942	12.450	42	1:54.426	22.520	39	1:56.235	47.977	31	1:52.636	
27	1:55.190	7.538	42	1:55.030	17.443	27	1:54.665	23.340	17	1:56.367	48.044	20	1:53.863	10.656
33	1:55.817	8.364	27	1:54.998	17.452	33	1:54.705	23.428	55	1:57.561	1:08.654	72	1:53.227	21.979
17	1:58.290	12.258	33	1:55.058	18.139	39	1:56.213	36.743	75	1:57.400	1:09.069	32	1:53.469	22.536
39	1:57.585	14.689	17	1:56.665	25.899	17	1:56.519	36.760	2	1:58.873	1:14.182	42	1:55.117	34.284
75	1:59.702	18.783	39	1:56.558	27.883	55	1:57.192	55.122	35	1:58.835	1:14.372	33	1:56.200	41.591
2	1:59.924	18.809	75	1:59.710	40.652	75	1:57.702	55.553	61	1:57.100	1:20.042	39	1:58.921	1:08.768
35	1:59.917	19.028	2	1:59.848	40.753	2	1:58.160	57.102	Lap 13			55	1:56.858	1:26.327
55	1:59.385	19.590	55	1:59.420	41.077	35	1:58.088	57.392	20	1:53.638	6.649	75	1:57.439	1:26.421





ETC

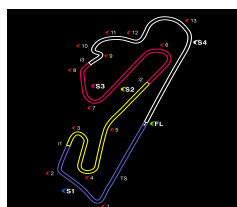
FIM CEV REPSOL CIRCUITO DO ESTORIL 2019

RACE Serie 2

Analysis by lap

Lapped

Nr	Lap Time	Gap	Nr	Lap Time	Gap	Nr	Lap Time	Gap	Nr	Lap Time	Gap
2	1:58.183	1:40.558									
35	1:59.365	1:40.791									
61	1:58.536	1:41.377									



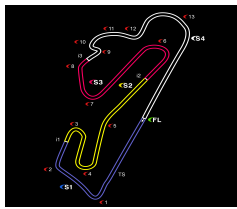
ETC FIM CEV REPSOL CIRCUITO DO ESTORIL 2019 RACE Serie 2

Analysis

■ Personal Best ■ Session Best B Crossing the finish line in pit lane

Lap	Time	Sector 1	Sector 2	Sector 3	Sector 4	Elapsed	Lap	Time	Sector 1	Sector 2	Sector 3	Sector 4	Elapsed		
2	TYLER SCOTT						USA	2	1:57.912	24.047	28.829	28.185	36.851	4:01.435	
	IKONO LAGLISSE ACADEMY						HONDA	3	1:58.290	24.288	28.937	28.066	36.999	5:59.725	
1	2:06.966	31.059	29.655	28.377	37.875	2:06.966	4	1:57.184	24.391	28.820	27.320	36.653	7:56.909		
2	1:59.386	24.752	29.188	27.993	37.453	4:06.352	5	1:56.804	24.427	28.955	27.130	36.292	9:53.713		
3	1:59.924	24.877	29.513	28.018	37.516	6:06.276	6	1:56.665	24.399	28.787	27.050	36.429	11:50.378		
4	2:00.367	24.931	29.250	28.642	37.544	8:06.643	7	1:57.003	24.126	28.809	27.323	36.745	13:47.381		
5	1:58.741	24.322	29.311	27.656	37.452	10:05.384	8	1:56.393	24.301	28.701	26.954	36.437	15:43.774		
6	1:59.848	24.938	29.306	28.005	37.599	12:05.232	9	1:56.519	24.210	28.906	26.804	36.599	17:40.293		
7	1:58.622	24.538	29.304	27.623	37.157	14:03.854	10	1:56.313	24.513	28.949	26.795	36.056	19:36.606		
8	1:58.621	24.784	29.088	27.592	37.157	16:02.475	11	1:57.321	24.142	29.110	27.307	36.762	21:33.927		
9	1:58.160	24.463	29.140	27.477	37.080	18:00.635	12	1:56.367	24.282	28.636	27.061	36.388	23:30.294		
10	1:58.496	24.472	29.124	27.666	37.234	19:59.131	13	1:56.555	24.319	28.662	27.375	36.199	25:26.849		
11	1:58.428	24.347	29.088	27.663	37.330	21:57.559									
12	1:58.873	24.569	29.180	27.739	37.385	23:56.432									
13	1:59.446	24.628	29.606	27.892	37.320	25:55.878									
14	1:59.784	24.586	29.542	27.863	37.793	27:55.662									
15	1:59.596	24.803	29.488	27.843	37.462	29:55.258									
16	1:58.183	24.568	29.083	27.698	36.834	31:53.441									
8	KAS BEEKMANS						NED	20	JACK HART						GBR
	ERNST DUBBINK EVENO RACING						HONDA		WILSON RACING						HONDA
1	2:01.647	29.638	28.640	27.306	36.063	2:01.647	1	1:59.390	28.730	28.361	26.597	35.702	1:59.390		
2	1:54.951	24.226	28.313	26.811	35.601	3:56.598	2	1:53.888	23.919	28.083	26.209	35.677	3:53.278		
3	1:54.700	23.998	28.169	26.661	35.872	5:51.298	3	1:54.189	24.100	28.178	26.344	35.567	5:47.467		
4	1:54.954	24.078	28.551	26.478	35.847	7:46.252	4	1:53.567	23.979	28.008	26.312	35.268	7:41.034		
5	1:55.041	24.299	27.949	26.886	35.907	9:41.293	5	1:53.199	23.650	27.913	26.275	35.361	9:34.233		
6	1:55.264	24.385	28.182	26.542	36.155	11:36.557	6	1:53.700	23.877	28.011	26.279	35.533	11:27.933		
7	1:53.474	23.564	27.885	26.574	35.451	13:30.031	7	1:53.424	23.784	27.886	26.376	35.378	13:21.357		
8	1:53.764	23.617	28.206	26.485	35.456	15:23.795	8	1:53.509	23.884	27.995	26.265	35.365	15:14.866		
9	1:54.402	24.308	28.081	26.279	35.734	17:18.197	9	1:53.782	23.897	28.035	26.345	35.505	17:08.648		
10	1:53.996	24.184	28.000	26.446	35.366	19:12.193	10	1:53.393	23.711	28.049	26.198	35.435	19:02.041		
11	1:54.052	24.073	28.150	26.367	35.462	21:06.245	11	1:53.220	23.719	28.002	26.205	35.294	20:55.261		
12	1:54.100	24.048	28.031	26.442	35.579	23:00.345	12	1:53.638	23.786	28.261	26.241	35.350	22:48.899		
13	1:54.571	24.221	27.978	26.827	35.545	24:54.916	13	1:53.879	23.726	28.056	26.480	35.617	24:42.778		
14	1:53.545	23.734	28.121	26.341	35.349	26:48.461	14	1:53.353	23.860	28.022	26.192	35.279	26:36.131		
							15	1:53.545	23.715	27.954	26.240	35.636	28:29.676		
							16	1:53.863	23.740	28.025	26.367	35.731	30:23.539		
9	FREDDIE HEINRICH						GER	27	TOMMASO CAVADINI						SWI
	HMA BLUMAQ RACING						HONDA		TEAM MTA - DINOIL						HONDA
1	2:01.298	29.472	28.419	26.905	36.502	2:01.298	1	2:04.070	31.268	29.376	27.179	36.247	2:04.070		
2	1:55.204	24.135	28.295	26.703	36.071	3:56.502	2	1:55.745	23.969	28.693	26.852	36.231	3:59.815		
3	1:54.863	23.994	28.095	26.220	36.554	5:51.365	3	1:55.190	24.280	28.177	26.818	35.915	5:55.005		
4	1:54.926	23.768	28.428	26.271	36.459	7:46.291	4	1:55.965	24.304	28.478	27.045	36.138	7:50.970		
5	1:55.047	24.085	28.116	26.939	35.907	9:41.338	5	1:55.963	24.635	28.644	26.813	35.871	9:46.933		
6	1:54.122	24.176	28.169	26.144	35.633	11:35.460	6	1:54.998	24.154	28.322	26.528	35.994	11:41.931		
7	1:53.956	24.026	27.946	26.287	35.697	13:29.416	7	1:54.827	24.332	28.306	26.413	35.776	13:36.758		
8	1:54.343	23.592	28.502	26.435	35.814	15:23.759	8	1:55.450	24.469	28.335	26.630	36.016	15:32.208		
9	1:54.346	23.748	28.398	26.270	35.930	17:18.105	9	1:54.665	24.219	28.235	26.473	35.738	17:26.873		
10	1:54.042	24.110	28.130	26.304	35.498	19:12.147	10	1:54.694	23.976	28.316	26.681	35.721	19:21.567		
11	1:54.107	23.993	28.149	26.202	35.763	21:06.254	11	1:54.284	24.008	28.141	26.271	35.864	21:15.851		
12	1:54.255	23.838	28.078	26.686	35.653	23:00.509									
13	1:54.342	23.905	27.994	26.700	35.743	24:54.851									
14	1:53.546	23.661	28.131	26.283	35.471	26:48.397									
17	MARCEAU LAPIERRE						FRA	31	ROBERTO GARCIA TINOCO						SPA
	EQUIPE DE FRANCE - FILIERE GP						HONDA		FAU55 EL SENOR DE LAS BOLSAS						HONDA
1	2:03.523	29.798	29.409	27.786	36.530	2:03.523	1	2:02.925	30.781	28.936	27.364	35.844	2:02.925		
							2	1:53.174	23.574	28.219	25.824	35.557	3:56.099		
							3	1:51.997	23.613	27.599	25.670	35.115	5:48.096		
							4	1:52.443	23.491	27.829	25.766	35.357	7:40.539		
							5	1:51.739	23.395	27.470	25.432	35.442	9:32.278		
							6	1:52.201	23.531	27.597	25.645	35.428	11:24.479		
							7	1:52.863	24.116	27.617	25.785	35.345	13:17.342		
							8	1:52.275	23.642	27.318	25.605	35.710	15:09.617		
							9	1:53.916	24.303	27.843	25.904	35.866	17:03.533		





ETC FIM CEV REPSOL CIRCUITO DO ESTORIL 2019 RACE Serie 2

Analysis

■ Personal Best ■ Session Best B Crossing the finish line in pit lane

Lap	Time	Sector 1	Sector 2	Sector 3	Sector 4	Elapsed	Lap	Time	Sector 1	Sector 2	Sector 3	Sector 4	Elapsed
10	1:52.301	23.706	27.467	25.692	35.436	18:55.834	10	1:58.428	24.752	29.055	27.288	37.333	19:59.353
11	1:53.502	23.664	27.407	26.733	35.698	20:49.336	11	1:58.434	24.429	29.196	27.493	37.316	21:57.787
12	1:52.914	23.735	27.517	25.823	35.839	22:42.250	12	1:58.835	24.756	29.267	27.290	37.522	23:56.622
13	1:52.680	23.851	27.398	25.845	35.586	24:34.930	13	1:58.988	24.715	29.276	27.409	37.588	25:55.610
14	1:52.762	23.795	27.609	25.809	35.549	26:27.692	14	2:00.204	25.096	29.452	27.884	37.772	27:55.814
15	1:52.555	23.910	27.432	25.643	35.570	28:20.247	15	1:58.495	24.674	29.169	27.277	37.375	29:54.309
16	1:52.636	23.482	27.448	25.792	35.914	30:12.883	16	1:59.365	25.036	29.193	27.657	37.479	31:53.674

32 JENNY RUOKOLAINEN FIN						
TRACK PUNK RACING HONDA						
1	2:01.802	29.821	29.041	26.965	35.975	2:01.802
2	1:55.101	24.137	28.814	26.399	35.751	3:56.903
3	1:54.590	23.840	28.482	26.481	35.787	5:51.493
4	1:55.490	23.485	28.849	26.396	36.760	7:46.983
5	1:54.642	23.765	28.454	26.778	35.645	9:41.625
6	1:54.226	23.786	28.247	26.477	35.716	11:35.851
7	1:53.891	23.858	28.124	26.356	35.553	13:29.742
8	1:54.188	23.701	28.536	26.557	35.394	15:23.930
9	1:54.252	23.887	28.534	26.294	35.537	17:18.182
10	1:53.939	23.793	28.223	26.227	35.696	19:12.121
11	1:54.201	23.612	28.218	26.434	35.937	21:06.322
12	1:54.273	24.150	28.220	26.428	35.475	23:00.595
13	1:53.832	23.633	28.152	26.303	35.744	24:54.427
14	1:54.119	23.614	28.216	26.500	35.789	26:48.546
15	1:53.404	23.595	28.342	26.233	35.234	28:41.950
16	1:53.469	23.524	28.189	26.256	35.500	30:35.419

33 BRYAN-KIM DUPASQUIER SWI						
H43-TEAM NOBBY-CARXPRT-BLU HONDA						
1	2:03.943	30.444	29.310	27.781	36.408	2:03.943
2	1:56.071	24.406	28.510	27.270	35.885	4:00.014
3	1:55.817	24.572	28.403	27.056	35.786	5:55.831
4	1:55.773	24.373	28.557	26.955	35.888	7:51.604
5	1:55.956	24.499	28.432	26.968	36.057	9:47.560
6	1:55.058	24.394	28.225	26.784	35.655	11:42.618
7	1:54.514	24.126	28.217	26.703	35.468	13:37.132
8	1:55.124	24.366	28.401	26.591	35.766	15:32.256
9	1:54.705	24.422	28.314	26.555	35.414	17:26.961
10	1:54.671	24.259	28.299	26.589	35.524	19:21.632
11	1:54.523	24.314	27.919	26.560	35.730	21:16.155
12	1:55.419	24.025	28.183	26.709	36.502	23:11.574
13	1:55.418	24.342	28.154	26.721	36.201	25:06.992
14	1:55.588	24.652	28.253	26.629	36.054	27:02.580
15	1:55.694	24.317	28.406	26.891	36.080	28:58.274
16	1:56.200	24.356	28.615	26.942	36.287	30:54.474

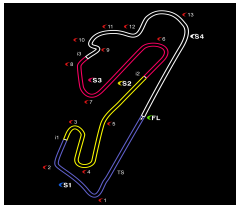
35 MARIUS HENRY FRA						
SELECT MACHINES HONDA						
1	2:07.161	32.195	29.435	27.813	37.718	2:07.161
2	1:59.417	24.951	29.373	27.605	37.488	4:06.578
3	1:59.917	25.136	29.639	27.939	37.203	6:06.495
4	1:59.931	25.069	29.365	28.268	37.229	8:06.426
5	1:59.488	24.843	29.617	27.679	37.349	10:05.914
6	1:59.848	25.076	29.623	27.710	37.439	12:05.762
7	1:58.544	24.805	29.166	27.487	37.086	14:04.306
8	1:58.531	24.691	29.393	27.361	37.086	16:02.837
9	1:58.088	24.662	28.912	27.324	37.190	18:00.925

39 RAUL RODRIGUEZ NUNEZ SPA						
BLUMAQ HMA RACING HONDA						
1	2:06.989	32.578	29.479	27.619	37.313	2:06.989
2	1:57.582	24.458	28.867	27.319	36.938	4:04.571
3	1:57.585	24.691	28.952	27.195	36.747	6:02.156
4	1:57.375	24.420	28.935	27.281	36.739	7:59.531
5	1:56.273	24.424	28.629	26.933	36.287	9:55.804
6	1:56.558	24.298	28.779	27.038	36.443	11:52.362
7	1:55.945	24.223	28.575	26.898	36.249	13:48.307
8	1:55.756	24.389	28.479	26.837	36.051	15:44.063
9	1:56.213	24.125	28.798	26.819	36.471	17:40.276
10	1:56.316	24.393	28.477	26.851	36.595	19:36.592
11	1:57.400	24.292	29.096	27.332	36.680	21:33.992
12	1:56.235	24.091	28.567	26.928	36.649	23:30.227
13	1:56.562	24.572	28.688	26.874	36.428	25:26.789
14	1:57.583	24.461	29.004	27.137	36.981	27:24.372
15	1:58.358	24.526	28.850	27.380	37.602	29:22.730
16	1:58.921	24.751	29.018	27.461	37.691	31:21.651

42 SOMA GORBE HUN						
BESTER CAPITAL DUBAI JUNIOR TI HONDA						
1	2:02.945	30.025	29.486	27.200	36.234	2:02.945
2	1:55.789	24.218	28.683	26.885	36.003	3:58.734
3	1:56.086	24.173	28.784	26.721	36.408	5:54.820
4	1:56.080	24.178	28.750	26.924	36.228	7:50.900
5	1:55.992	24.534	28.682	26.814	35.962	9:46.892
6	1:55.030	24.023	28.725	26.616	35.666	11:41.922
7	1:54.901	24.031	28.610	26.785	35.475	13:36.823
8	1:54.804	24.111	28.545	26.416	35.732	15:31.627
9	1:54.426	23.940	28.324	26.514	35.648	17:26.053
10	1:54.174	23.807	28.294	26.455	35.618	19:20.227
11	1:53.940	23.780	28.197	26.342	35.621	21:14.167
12	1:54.360	23.980	28.341	26.380	35.659	23:08.527
13	1:54.120	23.907	28.117	26.303	35.793	25:02.647
14	1:54.499	23.859	28.322	26.431	35.887	26:57.146
15	1:54.904	23.936	28.482	26.510	35.976	28:52.050
16	1:55.117	24.093	28.644	26.599	35.781	30:47.167

45 LUCA DE VLEESCHAUWER BEL						
NYKOS RACING FOR LDV45 HONDA						
1	2:01.810	29.704	28.458	27.232	36.416	2:01.810
2	1:55.504	24.166	28.855	26.553	35.930	3:57.314
3	1:54.408	23.846	28.415	26.465	35.682	5:51.722
4	1:55.169	23.764	28.544	26.741	36.120	7:46.891
5	1:55.096	24.100	28.502	26.573	35.921	9:41.987
6	1:54.942	23.851	28.348	26.368	36.375	11:36.929
7	2:01.339B	23.828	28.731	26.604	42.176	13:38.268





ETC FIM CEV REPSOL CIRCUITO DO ESTORIL 2019 RACE Serie 2

Analysis

■ Personal Best ■ Session Best B Crossing the finish line in pit lane

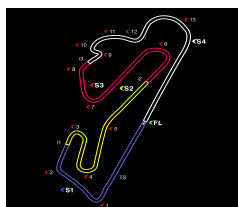
Lap	Time	Sector 1	Sector 2	Sector 3	Sector 4	Elapsed	Lap	Time	Sector 1	Sector 2	Sector 3	Sector 4	Elapsed		
55	MATYAS KONECNY						CZE	75	JUSTIN FOKKERT						NED
	REDDING - PINAMOTO RS						HONDA		TALENT TEAM						HONDA
1	2:08.007	32.433	30.170	28.290	37.114	2:08.007	1	2:07.871	32.153	30.342	28.149	37.227	2:07.871		
2	1:59.665	25.020	29.617	27.736	37.292	4:07.672	2	1:58.677	24.694	29.174	27.795	37.014	4:06.548		
3	1:59.385	25.273	29.425	27.583	37.104	6:07.057	3	1:59.702	25.027	29.213	28.306	37.156	6:06.250		
4	1:59.916	24.943	29.414	28.125	37.434	8:06.973	4	1:59.781	24.853	28.989	28.599	37.340	8:06.031		
5	1:59.163	24.973	29.210	27.853	37.127	10:06.136	5	1:59.390	24.848	29.567	27.930	37.045	10:05.421		
6	1:59.420	24.678	29.263	28.142	37.337	12:05.556	6	1:59.710	24.865	29.479	28.118	37.248	12:05.131		
7	1:58.338	24.586	29.175	27.616	36.961	14:03.894	7	1:57.974	24.512	28.814	27.499	37.149	14:03.105		
8	1:57.569	24.540	28.997	27.396	36.636	16:01.463	8	1:58.279	24.771	28.803	27.619	37.086	16:01.384		
9	1:57.192	24.388	28.911	27.159	36.734	17:58.655	9	1:57.702	24.820	28.758	27.382	36.742	17:59.086		
10	1:57.311	24.697	28.914	27.087	36.613	19:55.966	10	1:57.598	24.487	28.826	27.535	36.750	19:56.684		
11	1:57.377	24.746	28.875	27.084	36.672	21:53.343	11	1:57.235	24.506	28.893	27.306	36.530	21:53.919		
12	1:57.561	24.551	28.858	27.222	36.930	23:50.904	12	1:57.400	24.407	28.723	27.270	37.000	23:51.319		
13	1:57.041	24.431	28.774	27.220	36.616	25:47.945	13	1:56.947	24.447	28.606	27.186	36.708	25:48.266		
14	1:56.880	24.480	28.758	27.239	36.403	27:44.825	14	1:56.647	24.377	28.737	27.277	36.256	27:44.913		
15	1:57.527	24.635	28.748	27.271	36.873	29:42.352	15	1:56.952	24.121	28.603	27.284	36.944	29:41.865		
16	1:56.858	24.538	28.668	27.338	36.314	31:39.210	16	1:57.439	24.545	28.692	27.293	36.909	31:39.304		
61	ILAN PERON						FRA								
	SELECT MACHINE						HONDA								
1	2:09.264	31.890	30.494	29.260	37.620	2:09.264									
2	2:01.267	25.170	29.911	28.503	37.683	4:10.531									
3	2:01.232	25.195	29.600	28.466	37.971	6:11.763									
4	2:00.933	25.481	29.633	28.027	37.792	8:12.696									
5	2:00.028	25.058	29.636	28.045	37.289	10:12.724									
6	1:59.618	24.993	29.464	27.861	37.300	12:12.342									
7	2:00.456	25.912	29.511	27.770	37.263	14:12.798									
8	1:58.894	24.820	29.198	27.689	37.187	16:11.692									
9	1:58.371	24.604	29.240	27.552	36.975	18:10.063									
10	1:57.864	24.798	29.175	27.335	36.556	20:07.927									
11	1:57.265	24.490	28.943	27.226	36.606	22:05.192									
12	1:57.100	24.325	29.081	27.060	36.634	24:02.292									
13	1:57.663	24.696	29.135	27.192	36.640	25:59.955									
14	1:57.315	24.788	28.819	27.192	36.516	27:57.270									
15	1:58.454	24.617	28.982	27.280	37.575	29:55.724									
16	1:58.536	24.519	29.130	27.740	37.147	31:54.260									
72	MATTIA FALZONE						ITA								
	SIC 58 SQUADRA CORSE						HONDA								
1	2:02.364	30.237	28.966	27.005	36.156	2:02.364									
2	1:55.348	23.964	28.561	26.930	35.893	3:57.712									
3	1:54.393	23.738	28.137	26.714	35.804	5:52.105									
4	1:54.826	23.722	28.217	26.663	36.224	7:46.931									
5	1:54.496	24.007	28.182	26.581	35.726	9:41.427									
6	1:53.972	23.741	27.955	26.318	35.958	11:35.399									
7	1:53.951	23.785	28.082	26.308	35.776	13:29.350									
8	1:54.345	23.881	28.332	26.258	35.874	15:23.695									
9	1:54.346	23.988	28.009	26.332	36.017	17:18.041									
10	1:54.036	23.725	27.961	26.350	36.000	19:12.077									
11	1:54.109	23.938	27.865	26.366	35.940	21:06.186									
12	1:54.167	23.843	27.875	26.409	36.040	23:00.353									
13	1:53.964	23.757	27.859	26.494	35.854	24:54.317									
14	1:53.995	23.902	27.946	26.426	35.721	26:48.312									
15	1:53.323	23.704	27.783	26.142	35.694	28:41.635									
16	1:53.227	23.680	27.823	26.110	35.614	30:34.862									



Moto3
WORLD CHAMPIONSHIP

Moto2
EUROPEAN CHAMPIONSHIP

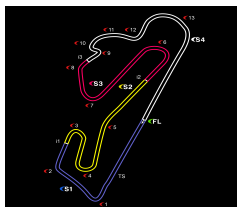
Talent
TEAM



ETC FIM CEV REPSOL CIRCUITO DO ESTORIL 2019 RACE Serie 2

Best Top Speeds

Rider	Team	Top 1		Top 2		Top 3		Top 4		Top 5		Avg
		Kph	Lap	Kph	Lap	Kph	Lap	Kph	Lap	Kph	Lap	
32 JENNY RUOKOLAINEN	TRACK PUNK RACING	216.4	5	213.1	6	212.3	15	212.3	3	211.0	4	213,0
17 MARCEAU LAPIERRE	EQUIPE DE FRANCE - FILIERE GP	215.2	2	208.6	3	204.8	11	204.4	5	203.6	13	207,3
72 MATTIA FALZONE	SIC 58 SQUADRA CORSE	213.9	3	213.9	5	210.6	6	210.6	4	209.8	2	211,8
8 KAS BEEKMANS	ERNST DUBBINK EVENO RACING	213.1	7	211.0	8	211.0	3	209.8	5	209.4	9	210,9
75 JUSTIN FOKKERT	TALENT TEAM	212.3	2	209.4	12	209.0	11	207.8	3	207.8	15	209,3
42 SOMA GORBE	BESTER CAPITAL DUBAI JUNIOR TEAM	211.4	2	206.7	3	206.3	4	206.3	6	205.5	7	207,2
45 LUCA DE VLEESCHAUWEN	FNKYOS RACING FOR LDV45	211.4	3	211.4	4	211.4	6	209.8	7	207.8	2	210,4
9 FREDDIE HEINRICH	HMA BLUMAQ RACING	210.6	9	209.8	4	209.0	14	207.8	13	207.1	3	208,9
31 ROBERTO GARCIA TINOC	FAU55 EL SENOR DE LAS BOLSAS	210.6	4	209.8	2	209.8	3	208.2	5	206.7	6	209,0
55 MATYAS KONECNY	REDDING - PINAMOTO RS	210.2	5	209.8	6	209.4	8	209.0	9	208.6	16	209,4
20 JACK HART	WILSON RACING	209.4	5	205.1	6	205.1	7	204.4	9	203.6	12	205,5
27 TOMMASO CAVADINI	TEAM MTA - DINOIL	209.4	2	203.6	11	202.1	6	201.4	5	201.4	9	203,6
2 TYLER SCOTT	IKONO LAGLISSE ACADEMY	207.5	7	207.1	5	205.5	8	205.1	2	204.8	9	206,0
39 RAUL RODRIGUEZ NUNEZ	BLUMAQ HMA RACING	206.3	9	206.3	2	205.1	12	204.8	5	203.6	6	205,2
33 BRYAN-KIM DUPASQUIER	H43-TEAM NOBBY-CARXPERT-BLUMAQ	203.2	10	203.2	12	202.9	2	202.9	7	202.1	11	202,9
61 ILAN PERON	SELECT MACHINE	202.1	2	196.0	3	195.3	16	195.3	9	195.0	11	196,7
35 MARIUS HENRY	SELECT MACHINES	196.0	3	195.7	2	194.3	4	192.6	8	192.3	11	194,2



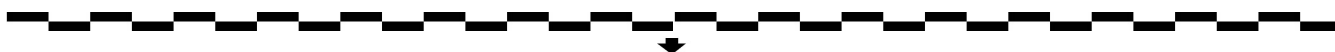
ETC

FIM CEV REPSOL CIRCUITO DO ESTORIL 2019

RACE Serie 2 ((16 laps, 66,9 km.))

Official Starting Grid

55 KONECNY, MATYAS 1:57.136 15	2 SCOTT, TYLER 1:58.717 17	61 PERON, ILAN 1:57.413 16
35 HENRY, MARIUS 1:56.952 12	DE VLEESCHAUWER, LUI 1:55.692 14	RODRIGUEZ NUNEZ, RAI 1:55.234 13
42 GORBE, SOMA 1:54.909 9	72 FALZONE, MATTIA 1:55.096 11	GARCIA TINOCO, ROBER 1:56.417 10
17 LAPIERRE, MARCEAU 1:54.496 6	75 FOKKERT, JUSTIN 1:56.254 8	DUPASQUIER, BRYAN-KI 1:54.888 7
27 CAVADINI, TOMMASO 1:53.737 3	8 BEEKMANS, KAS 1:53.927 5	9 HEINRICH, FREDDIE 1:54.145 4
	32 RUOKOLAINEN, JENNY 1:53.891 2	20 HART, JACK 1:53.425 1



Race Director:	Timekeeper:
----------------	-------------

