

ETC

FIM CEV REPSOL CIRCUITO DO ESTORIL 2019

RACE 1 ((16 laps, 66,9 km.))

Provisional Classification

Rider	Nat	Team	Bike	Tyres	Cl.	Laps	Total Time	Gap	Kph	Best Lap			
										Lap	Time	Kph	
1	24	IVAN ORTOLA DIEZ	SPA	SAMA GLOBAL ANGEL NIETO TEAM	HONDA	DUNLOP	16	34:07.739	-	117.6	16	2:06.490	119.0
2	47	FENTON HARRISON SEABRIGHT	GBR	WILSONS	HONDA	DUNLOP	16	34:07.757	+0.018	117.6	16	2:06.303	119.2
3	64	DAVID MUNOZ RODRIGUEZ	SPA	JEREZ ANDALUCIA MOTOR TALENT	HONDA	DUNLOP	16	34:23.929	+16.190	116.7	7	2:05.908	119.6
4	6	DIRK GEIGER	GER	KIEFER RACING	HONDA	DUNLOP	16	34:27.597	+19.858	116.5	15	2:08.144	117.5
5	63	M. SYARIFUDDIN BIN AZMAN	MAL	DYNAVOLT INTACT SIC JUNIOR TEAM	HONDA	DUNLOP	16	34:27.720	+19.981	116.5	8	2:07.725	117.9
6	80	DAVID ALONSO GOMEZ	SPA	SAMA GLOBAL ANGEL NIETO TEAM	HONDA	DUNLOP	16	34:35.631	+27.892	116.1	16	2:06.982	118.6
7	67	FILIPPO MARIA PALAZZI	ITA	BESTER CAPITAL DUBAI JUNIOR TEAM	HONDA	DUNLOP	16	34:36.552	+28.813	116.0	12	2:06.472	119.0
8	21	VINCENT FALCONE	FRA	TFC RACING	HONDA	DUNLOP	16	34:36.564	+28.825	116.0	16	2:07.275	118.3
9	69	MARCOS RUDA COMINO	SPA	CUNA DE CAMPEONES	HONDA	DUNLOP	16	34:36.572	+28.833	116.0	16	2:07.909	117.7
10	28	IZAN GUEVARA BONNIN	SPA	CUNA DE CAMPEONES	HONDA	DUNLOP	16	34:42.179	+34.440	115.7	16	2:07.093	118.5
11	25	LUIS MIGUEL VERDUGO DE LA TORRE	SPA	IKONO LAGLISSE ACADEMY	HONDA	DUNLOP	16	34:45.156	+37.417	115.5	15	2:08.247	117.4
12	15	JULEN AVILA CORTES	SPA	SOKOL RACE TEAM FMT	HONDA	DUNLOP	16	34:55.944	+48.205	114.9	5	2:07.975	117.6
13	3	PASQUALE ALFANO	ITA	LEOPARD IMPALA JUNIOR TEAM	HONDA	DUNLOP	16	34:59.188	+51.449	114.8	8	2:09.022	116.7
14	92	DIOGO MOREIRA NASCIMENTO	BRA	TALENT TEAM ESTRELLA GALICIA 0,0	HONDA	DUNLOP	16	35:07.098	+59.359	114.3	4	2:08.653	117.0
15	7	DANIEL MUNOZ FERNANDEZ	SPA	ONEFOREX CARDOSO SCHOOL RACING	HONDA	DUNLOP	16	35:15.349	+1:07.610	113.9	15	2:08.534	117.1
16	74	DAIJIRO SAKO	JPN	CUNA DE CAMPEONES	HONDA	DUNLOP	16	35:21.963	+1:14.224	113.5	5	2:10.734	115.2
17	29	DEAN BERTA VINALES	SPA	MVK DANI RIVAS TALENT TEAM	HONDA	DUNLOP	16	35:26.883	+1:19.144	113.3	5	2:10.966	115.0
18	14	CARLOS TORRECILLAS URBAN	SPA	GTRT SPAIN TORRECILLAS	HONDA	DUNLOP	16	35:38.877	+1:31.138	112.6	6	2:09.557	116.2
19	44	NOAH DETTWILER	SWI	TEAM MTA - DINOIL	HONDA	DUNLOP	16	35:41.251	+1:33.512	112.5	15	2:11.571	114.4
20	4	KIKO MARIA	POR	LEOPARD IMPALA JUNIOR TEAM	HONDA	DUNLOP	16	36:20.647	+2:12.908	110.5	15	2:12.657	113.5
21	93	MARCO GAGGI	ITA	SOKOL RACE TEAM FMT	HONDA	DUNLOP	15	34:22.496	1 Lap	109.5	15	2:12.986	113.2
22	78	DANIEL MOGEDA VENDRELLS	SPA	F. ANDREAS PEREZ - LARRESPORT BRADOL	HONDA	DUNLOP	15	35:19.906	1 Lap	106.5	5	2:16.517	110.3
23	95	JOSE ANTONIO RUEDA RUIZ	SPA	TALENT TEAM ESTRELLA GALICIA 0,0	HONDA	DUNLOP	14	30:21.109	2 Laps	115.7	4	2:07.576	118.0
24	54	FERMIN ALDEGUER MENGUAL	SPA	BESTER CAPITAL DUBAI	HONDA	DUNLOP	14	34:53.449	2 Laps	100.7	3	2:15.245	111.3
25	89	MARCOS URIARTE RODRIGUEZ	SPA	MRE TALENT	HONDA	DUNLOP	10	21:25.053	6 Laps	117.2	10	2:05.760	119.7
26	48	GABIN PLANQUES	FRA	LARRESPORT BRADOL	HONDA	DUNLOP	9	20:38.255	7 Laps	109.4	5	2:10.626	115.3
27	70	JOSHUA WHATLEY	GBR	KRP	HONDA	DUNLOP	8	17:25.648	8 Laps	115.2	6	2:08.447	117.2
28	49	JULIO GARCIA GONZALEZ	SPA	JEREZ ANDALUCIA MOTOR TALENT	HONDA	DUNLOP	8	17:26.132	8 Laps	115.1	7	2:05.980	119.5
29	38	JUAN RODRIGUEZ HERNANDEZ	SPA	CUNA DE CAMPEONES	HONDA	DUNLOP	7	15:06.902	9 Laps	116.2	6	2:06.522	119.0
30	22	CLEMENT ROUGE	FRA	EQUIPE DE FRANCE - FILIERE GP	HONDA	DUNLOP	6	12:57.109	10 Laps	116.2	4	2:06.815	118.7
31	84	ZONTA VAN DEN GOORBERGH	NED	TEAM SUPERB	HONDA	DUNLOP	5	10:55.506	11 Laps	114.8	5	2:08.148	117.5
32	86	MARIO MAYOR FRANCES	SPA	IKONO LAGLISSE ACADEMY	HONDA	DUNLOP							

Retired

23	ALEX MILLAN GOMEZ	SPA	ARO RACING	HONDA	DUNLOP	6	13:41.281			3	2:10.062	115.8
53	MICHAL BULIK	SVK	IGAX TEAM	HONDA	DUNLOP	3	6:42.957			3	2:10.452	115.4
41	ERIC FERNANDEZ ROBLEDILLO	SPA	TEAM GRUPO MACHADO	HONDA	DUNLOP	1	2:17.249					
10	ADRIAN CRUCES SERRANO	SPA	TALENT TEAM ESTRELLA GALICIA 0,0	HONDA	DUNLOP							
19	ANDREAS KOFLER	AUT	SOKOL RACE TEAM FMT	HONDA	DUNLOP							
77	MATTIA VOLPI	ITA	SIC58 SQUADRA CORSE	HONDA	DUNLOP							

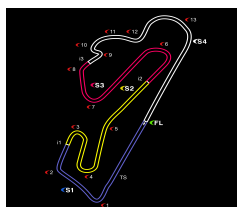
Pole Position		RUEDA RUIZ, JOSE ANTONIO	1:49.931	
Fastest Lap	Lap 10	MARCOS URIARTE RODRIGUEZ	2:05.760	119.7 Kph

Published at:

Track Status: **DRY**

Race Director:	Timekeeper:
-----------------------	--------------------

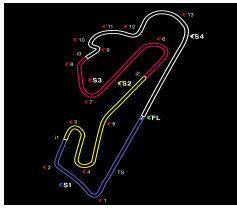




ETC FIM CEV REPSOL CIRCUITO DO ESTORIL 2019 RACE 1

Best Sector Times

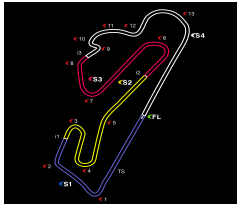
SECTOR 1			SECTOR 2		SECTOR 3		SECTOR 4		Pos	Ideal Lap	Best Lap	
Pos	Rider	Time	Rider	Time	Rider	Time	Rider	Time				
1	89 M.URIARTE RODRIGUEZ	25.279	89 M.URIARTE RODRIGUEZ	30.582	89 M.URIARTE RODRIGUEZ	29.280	64 D.MUNOZ RODRIGUEZ	39.401	1	89	2:05.379	2:05.760 (1)
2	64 D.MUNOZ RODRIGUEZ	25.717	64 D.MUNOZ RODRIGUEZ	30.712	24 I.ORTOLA DIEZ	29.627	69 M.RUDA COMINO	39.423	2	64	2:05.679	2:05.908 (2)
3	38 J.RODRIGUEZ HERNANDEZ	25.822	49 J.GARCIA GONZALEZ	30.756	47 F.SEABRIGHT	29.657	80 D.ALONSO GOMEZ	39.424	3	49	2:05.980	2:05.980 (3)
4	24 I.ORTOLA DIEZ	25.824	67 F.PALAZZI	30.801	28 I.GUEVARA BONNIN	29.805	67 F.PALAZZI	39.524	4	24	2:05.997	2:06.490 (6)
5	49 J.GARCIA GONZALEZ	25.848	47 F.SEABRIGHT	30.895	49 J.GARCIA GONZALEZ	29.807	38 J.RODRIGUEZ HERNANDEZ	39.541	5	47	2:06.008	2:06.303 (4)
6	47 F.SEABRIGHT	25.908	22 C.ROUGE	30.925	22 C.ROUGE	29.812	47 F.SEABRIGHT	39.548	6	67	2:06.105	2:06.472 (5)
7	67 F.PALAZZI	25.923	24 I.ORTOLA DIEZ	30.945	21 V.FALCONE	29.846	49 J.GARCIA GONZALEZ	39.569	7	38	2:06.269	2:06.522 (7)
8	63 M.AZMAN	25.965	95 J.RUEDA RUIZ	30.948	64 D.MUNOZ RODRIGUEZ	29.849	24 I.ORTOLA DIEZ	39.601	8	22	2:06.496	2:06.815 (8)
9	22 C.ROUGE	26.024	70 J.WHATLEY	31.009	67 F.PALAZZI	29.857	22 C.ROUGE	39.735	9	21	2:06.883	2:07.275 (11)
10	6 D.GEIGER	26.072	80 D.ALONSO GOMEZ	31.016	38 J.RODRIGUEZ HERNANDEZ	29.863	84 Z.VAN DEN GOORBERGH	39.776	10	80	2:06.982	2:06.982 (9)
11	21 V.FALCONE	26.103	38 J.RODRIGUEZ HERNANDEZ	31.043	95 J.RUEDA RUIZ	30.078	21 V.FALCONE	39.800	11	28	2:07.057	2:07.093 (10)
12	80 D.ALONSO GOMEZ	26.135	6 D.GEIGER	31.051	69 M.RUDA COMINO	30.099	7 D.MUNOZ FERNANDEZ	39.802	12	95	2:07.235	2:07.576 (12)
13	25 L.VERDUGO DE LA TORRE	26.145	28 I.GUEVARA BONNIN	31.062	84 I.GUEVARA BONNIN	30.154	41 E.FERNANDEZ ROBLEDO	39.804	13	69	2:07.245	2:07.909 (14)
14	41 E.FERNANDEZ ROBLEDO	26.158	21 V.FALCONE	31.134	63 M.AZMAN	30.201	95 J.RUEDA RUIZ	39.824	14	84	2:07.278	2:08.148 (17)
15	84 Z.VAN DEN GOORBERGH	26.209	63 M.AZMAN	31.137	92 D.MOREIRA NASCIMENTO	30.267	28 I.GUEVARA BONNIN	39.842	15	63	2:07.404	2:07.725 (13)
16	15 J.AVILA CORTES	26.223	84 Z.VAN DEN GOORBERGH	31.139	6 D.GEIGER	30.286	15 J.AVILA CORTES	39.928	16	6	2:07.513	2:08.144 (16)
17	92 D.MOREIRA NASCIMENTO	26.285	25 L.VERDUGO DE LA TORRE	31.179	70 J.WHATLEY	30.339	25 L.VERDUGO DE LA TORRE	40.089	17	25	2:07.821	2:08.247 (18)
18	28 I.GUEVARA BONNIN	26.348	7 D.MUNOZ FERNANDEZ	31.256	80 D.ALONSO GOMEZ	30.407	63 M.AZMAN	40.101	18	15	2:07.915	2:07.975 (15)
19	95 J.RUEDA RUIZ	26.385	69 M.RUDA COMINO	31.264	25 L.VERDUGO DE LA TORRE	30.408	6 D.GEIGER	40.104	19	70	2:08.065	2:08.447 (19)
20	3 P.ALFANO	26.396	3 P.ALFANO	31.305	15 J.AVILA CORTES	30.414	70 J.WHATLEY	40.149	20	7	2:08.178	2:08.534 (20)
21	69 M.RUDA COMINO	26.459	92 D.MOREIRA NASCIMENTO	31.314	3 P.ALFANO	30.493	53 M.BULIK	40.201	21	92	2:08.362	2:08.653 (21)
22	7 D.MUNOZ FERNANDEZ	26.492	15 J.AVILA CORTES	31.350	14 C.TORRECLLAS URBAN	30.523	89 M.URIARTE RODRIGUEZ	40.238	22	3	2:08.768	2:09.022 (22)
23	14 C.TORRECLLAS URBAN	26.541	14 C.TORRECLLAS URBAN	31.506	23 A.MILLAN GOMEZ	30.528	48 G.PLANQUES	40.281	23	14	2:08.918	2:09.557 (23)
24	70 J.WHATLEY	26.568	48 G.PLANQUES	31.571	7 D.MUNOZ FERNANDEZ	30.628	14 C.TORRECLLAS URBAN	40.348	24	41	2:09.701	
25	29 D.BERTA VINALES	26.769	74 D.SAKO	31.633	74 D.SAKO	30.653	23 A.MILLAN GOMEZ	40.480	25	74	2:09.824	2:10.734 (27)
26	74 D.SAKO	26.840	53 M.BULIK	31.830	29 D.BERTA VINALES	30.791	92 D.MOREIRA NASCIMENTO	40.496	26	23	2:09.840	2:10.062 (24)
27	23 A.MILLAN GOMEZ	26.897	23 A.MILLAN GOMEZ	31.935	41 E.FERNANDEZ ROBLEDO	30.932	3 P.ALFANO	40.574	27	48	2:10.092	2:10.626 (26)
28	44 N.DETTWILER	26.997	29 D.BERTA VINALES	32.050	53 M.BULIK	30.938	44 N.DETTWILER	40.673	28	53	2:10.238	2:10.452 (25)
29	4 K.MARIA	27.023	44 N.DETTWILER	32.162	48 G.PLANQUES	30.995	74 D.SAKO	40.698	29	29	2:10.343	2:10.966 (28)
30	48 G.PLANQUES	27.245	4 K.MARIA	32.265	4 K.MARIA	31.023	29 D.BERTA VINALES	40.733	30	44	2:11.163	2:11.571 (29)
31	53 M.BULIK	27.269	93 M.GAGGI	32.393	44 N.DETTWILER	31.331	93 M.GAGGI	41.372	31	4	2:12.058	2:12.657 (30)
32	54 F.ALDEGUER MENGUAL	27.458	41 E.FERNANDEZ ROBLEDO	32.807	93 M.GAGGI	31.446	4 K.MARIA	41.747	32	93	2:12.898	2:12.986 (31)
33	93 M.GAGGI	27.687	54 F.ALDEGUER MENGUAL	32.850	77 M.VOLPI	31.533	78 D.MOGEDA VENDRELLS	42.026	33	54	2:14.635	2:15.245 (32)
34	78 D.MOGEDA VENDRELLS	28.510	78 D.MOGEDA VENDRELLS	32.858	54 F.ALDEGUER MENGUAL	31.864	54 F.ALDEGUER MENGUAL	42.463	34	78	2:15.977	2:16.517 (33)



ETC FIM CEV REPSOL CIRCUITO DO ESTORIL 2019 After RACE 1

Event maximum speed

Rider	Team	Bike	Class	T. Speed	Lap	Session
92	DIOGO MOREIRA NASCIMENTO	TALENT TEAM ESTRELLA GALICIA 0,0	HONDA	221.6	17	Gr B QP 2
48	GABIN PLANQUES	LARRESPORT BRADOL	HONDA	221.2	13	Gr B QP 2
24	IVAN ORTOLA DIEZ	SAMA GLOBAL ANGEL NIETO TEAM	HONDA	220.8	4	Gr A QP 2
41	ERIC FERNANDEZ ROBEDILLO	TEAM GRUPO MACHADO	HONDA	219.4	13	Gr A QP 2
49	JULIO GARCIA GONZALEZ	JEREZ ANDALUCIA MOTOR TALENT	HONDA	219.4	15	Gr A QP 2
31	ROBERTO GARCIA TINOCO	FAU55 EL SENOR DE LAS BOLSAS	HONDA	219.0	4	Gr B QP 2
64	DAVID MUNOZ RODRIGUEZ	JEREZ ANDALUCIA MOTOR TALENT	HONDA	218.6	7	Gr B QP 2
70	JOSHUA WHATLEY	KRP	HONDA	218.6	7	Gr B QP 2
80	DAVID ALONSO GOMEZ	SAMA GLOBAL ANGEL NIETO TEAM	HONDA	218.6	14	Gr B QP 2
74	DAIJIRO SAKO	CUNA DE CAMPEONES	HONDA	218.1	4	Gr B QP 2
77	MATTIA VOLPI	SIC58 SQUADRA CORSE	HONDA	218.1	7	Gr B QP 2
6	DIRK GEIGER	KIEFER RACING	HONDA	217.7	3	Gr B QP 2
84	ZONTA VAN DEN GOORBERGH	TEAM SUPERB	HONDA	217.7	9	Gr A QP 2
29	DEAN BERTA VINALES	MVK DANI RIVAS TALENT TEAM	HONDA	217.3	15	Gr B QP 2
8	KAS BEEKMANS	ERNST DUBBINK EVENO RACING	HONDA	217.3	9	TESTE 1 GR A
95	JOSE ANTONIO RUEDA RUIZ	TALENT TEAM ESTRELLA GALICIA 0,0	HONDA	217.3	5	Gr A QP 2
63	M. SYARIFUDDIN BIN AZMAN	DYNAVOLT INTACT SIC JUNIOR TEAM	HONDA	216.9	8	Gr A QP 2
32	JENNY RUOKOLAINEN	TRACK PUNK RACING	HONDA	216.4	3	TESTE 1 GR B
38	JUAN RODRIGUEZ HERNANDEZ	CUNA DE CAMPEONES	HONDA	216.4	12	Gr A QP 2
89	MARCOS URIARTE RODRIGUEZ	MRE TALENT	HONDA	216.4	15	Gr A QP 2
28	IZAN GUEVARA BONNIN	CUNA DE CAMPEONES	HONDA	216.0	18	Gr A QP 2
75	JUSTIN FOKKERT	TALENT TEAM	HONDA	216.0	15	Gr B QP 2
19	ANDREAS KOFLER	SOKOL RACE TEAM FMT	HONDA	215.6	7	Gr A QP 2
20	JACK HART	WILSON RACING	HONDA	215.6	7	Gr A QP 2
78	DANIEL MOGEDA VENDRELLS	F. ANDREAS PEREZ - LARRESPORT BRADOL	HONDA	215.6	13	Gr A QP 2
23	ALEX MILLAN GOMEZ	ARO RACING	HONDA	215.2	17	Gr B QP 2
54	FERMIN ALDEGUER MENGUAL	BESTER CAPITAL DUBAI	HONDA	215.2	8	Gr B QP 2
67	FILIPPO MARIA PALAZZI	BESTER CAPITAL DUBAI JUNIOR TEAM	HONDA	215.2	15	Gr B QP 2
22	CLEMENT ROUGE	EQUIPE DE FRANCE - FILIERE GP	HONDA	214.7	16	Gr A QP 2
86	MARIO MAYOR FRANCES	IKONO LAGLISSE ACADEMY	HONDA	214.7	15	Gr B QP 2
17	MARCEAU LAPIERRE	EQUIPE DE FRANCE - FILIERE GP	HONDA	214.3	16	Gr B QP 2
69	MARCOS RUDA COMINO	CUNA DE CAMPEONES	HONDA	214.3	16	TESTE 2 GR B
93	MARCO GAGGI	SOKOL RACE TEAM FMT	HONDA	214.3	13	Gr A QP 2
25	LUIS MIGUEL VERDUGO DE LA TORRE	IKONO LAGLISSE ACADEMY	HONDA	213.9	13	Gr B QP 2
45	LUCA DE VLEESCHAUWER	NYKOS RACING FOR LDV45	HONDA	213.9	3	Gr A QP 2
10	ADRIAN CRUCES SERRANO	TALENT TEAM ESTRELLA GALICIA 0,0	HONDA	213.5	13	Gr A QP 2
15	JULEN AVILA CORTES	SOKOL RACE TEAM FMT	HONDA	213.5	17	Gr A QP 2
53	MICHAL BULIK	IGAX TEAM	HONDA	213.5	15	Gr A QP 2
3	PASQUALE ALFANO	LEOPARD IMPALA JUNIOR TEAM	HONDA	213.1	13	Gr A QP 2
44	NOAH DETTWILER	TEAM MTA - DINOIL	HONDA	213.1	9	Gr B QP 2
47	FENTON HARRISON SEABRIGHT	WILSONS	HONDA	212.7	19	Gr B QP 2
55	MATYAS KONECNY	REDDING - PINAMOTO RS	HONDA	212.3	13	Gr A QP 2
72	MATTIA FALZONE	SIC 58 SQUADRA CORSE	HONDA	212.3	8	Gr A QP 2
9	FREDDIE HEINRICH	HMA BLUFAQ RACING	HONDA	212.3	4	Gr B QP 2
4	KIKO MARIA	LEOPARD IMPALA JUNIOR TEAM	HONDA	211.8	15	Gr B QP 2
2	TYLER SCOTT	IKONO LAGLISSE ACADEMY	HONDA	211.0	12	Gr A QP 2
42	SOMA GORBE	BESTER CAPITAL DUBAI JUNIOR TEAM	HONDA	210.6	11	Gr A QP 2
14	CARLOS TORRECILLAS URBAN	GTRT SPAIN TORRECILLAS	HONDA	210.2	5	Gr A QP 2
7	DANIEL MUNOZ FERNANDEZ	ONEFOREX CARDOSO SCHOOL RACING	HONDA	209.8	13	Gr A QP 2
33	BRYAN-KIM DUPASQUIER	H43-TEAM NOBBY-CARXPRT-BLUFAQ	HONDA	209.4	15	Gr A QP 2
27	TOMMASO CAVADINI	TEAM MTA - DINOIL	HONDA	208.6	6	Gr A QP 2
39	RAUL RODRIGUEZ NUNEZ	BLUFAQ HMA RACING	HONDA	207.8	16	Gr A QP 2
21	VINCENT FALCONE	TFC RACING	HONDA	207.5	15	Gr B QP 2
94	MARVIN SIEBDRATH	BLUFAQ HMA RACING	HONDA	205.9	3	Gr B QP 2
61	ILAN PERON	SELECT MACHINE	HONDA	203.6	16	Gr A QP 2
35	MARIUS HENRY	SELECT MACHINES	HONDA	196.7	2	Gr B QP 2



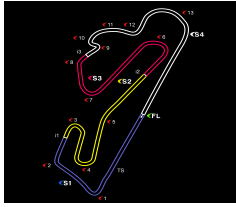
ETC

FIM CEV REPSOL CIRCUITO DO ESTORIL 2019

RACE 1

Fastest Lap Sequence

Practice Time	Rider	Team	Bike	Class	Time	Kph	Lap
4:20.646	24 IVAN ORTOLA DIEZ	SAMA GLOBAL ANGEL NIETO TEAM	HONDA		2:08.487	117.2	2
6:28.350	24 IVAN ORTOLA DIEZ	SAMA GLOBAL ANGEL NIETO TEAM	HONDA		2:07.704	117.9	3
8:42.228	22 CLEMENT ROUGE	EQUIPE DE FRANCE - FILIERE GP	HONDA		2:06.815	118.7	4
10:52.360	89 MARCOS URIARTE RODRIGUEZ	MRE TALENT	HONDA		2:06.546	119.0	5
12:58.555	89 MARCOS URIARTE RODRIGUEZ	MRE TALENT	HONDA		2:06.195	119.3	6
15:05.557	64 DAVID MUNOZ RODRIGUEZ	JEREZ ANDALUCIA MOTOR TALENT	HONDA		2:05.908	119.6	7
21:25.053	89 MARCOS URIARTE RODRIGUEZ	MRE TALENT	HONDA		2:05.760	119.7	10



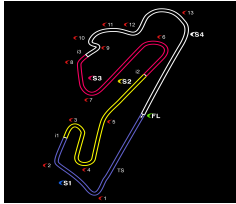
ETC FIM CEV REPSOL CIRCUITO DO ESTORIL 2019 RACE 1

Analysis by lap

Lapped

Nr	Lap Time	Gap	Nr	Lap Time	Gap	Nr	Lap Time	Gap	Nr	Lap Time	Gap	Nr	Lap Time	Gap
Lap 1														
24	2:12.159		3	2:12.916	15.334	89	2:08.252	9.623	54	2:19.148	1 Lap	3	2:10.346	30.405
92	2:12.465	0.306	21	2:14.107	15.611	63	2:08.788	10.208	93	2:16.704	1:05.285	48	2:11.753	31.309
23	2:14.417	2.258	25	2:12.658	16.270	38	2:08.138	10.237	78	2:16.517	1:08.951	29	2:11.816	39.976
47	2:14.466	2.307	15	2:10.937	16.558	23	2:10.417	10.443				74	2:10.843	40.382
6	2:15.333	3.174	29	2:13.610	19.379	80	2:09.799	11.164	Lap 6					
63	2:16.261	4.102	49	2:14.168	19.575	84	2:08.281	11.167	24	2:07.777		7	2:11.933	49.352
64	2:16.397	4.238	74	2:15.064	20.599	70	2:08.686	12.935	47	2:07.334	3.938	44	2:13.274	49.452
80	2:16.424	4.265	44	2:15.057	22.636	95	2:07.576	13.334	22	2:06.985	5.695	14	2:37.822	54.069
41	2:17.249	5.090	4	2:18.919	27.625	69	2:09.572	15.288	89	2:06.195	7.141	4	2:16.302	1:14.413
28	2:17.280	5.121	54	4:50.008	1 Lap	28	2:10.352	16.146	64	2:09.388	8.235	54	2:19.409	1 Lap
22	2:18.398	6.239	7	2:14.811	30.834	48	2:11.757	18.478	38	2:06.522	8.501	93	2:16.052	1:23.269
38	2:19.760	7.601	93	2:21.980	33.249	21	2:09.964	18.970	6	2:08.353	9.692	78	2:17.194	1:28.076
70	2:19.774	7.615	78	2:23.241	37.501	14	2:11.142	19.000	63	2:08.247	11.541	Lap 8		
69	2:19.980	7.821	Lap 3			15	2:10.794	21.365	92	2:15.022	13.883	24	2:07.152	
89	2:19.988	7.829	24	2:07.704		3	2:10.893	21.500	80	2:08.952	13.977	47	2:06.711	3.289
84	2:20.014	7.855	92	2:10.017	3.802	49	2:08.705	21.566	95	2:08.979	15.264	89	2:06.948	6.099
48	2:20.594	8.435	47	2:08.074	4.331	25	2:10.624	22.182	70	2:08.447	15.280	64	2:06.556	6.385
95	2:20.830	8.671	64	2:08.049	5.575	67	2:09.989	25.825	69	2:08.164	16.797	6	2:08.904	12.714
53	2:20.966	8.807	22	2:08.204	7.063	29	2:11.478	27.473	28	2:08.103	18.351	63	2:07.725	13.233
67	2:22.137	9.978	6	2:09.885	7.296	74	2:12.156	29.812	21	2:07.776	20.001	69	2:08.654	19.225
21	2:22.150	9.991	23	2:10.062	7.867	44	2:13.271	33.786	49	2:06.982	21.042	70	2:10.100	19.920
14	2:22.788	10.629	80	2:10.260	9.206	7	2:11.963	40.061	14	2:09.557	23.409	80	2:10.107	19.921
3	2:23.064	10.905	89	2:08.893	9.212	54	2:15.245	1 Lap	15	2:09.738	23.855	95	2:09.481	20.160
25	2:24.258	12.099	63	2:10.267	9.261	4	2:15.819	45.853	25	2:09.635	25.760	49	2:07.696	20.404
49	2:26.053	13.894	38	2:10.267	9.261	93	2:18.819	56.027	67	2:08.115	25.782	28	2:09.010	21.256
74	2:26.181	14.022	38	2:09.450	9.940	78	2:18.042	59.880	48	2:12.837	26.718	21	2:07.929	21.719
15	2:26.267	14.108	84	2:08.237	10.727	Lap 5			3	2:11.368	27.221	67	2:08.322	27.321
29	2:26.415	14.256	70	2:09.514	12.090	24	2:07.446		29	2:12.106	35.322	15	2:09.283	28.760
44	2:28.225	16.066	69	2:10.529	13.557	47	2:07.161	4.381	74	2:11.378	36.701	25	2:09.499	29.788
4	2:29.352	17.193	95	2:09.995	13.599	22	2:07.896	6.487	44	2:12.678	43.340	3	2:09.022	32.275
93	2:31.915	19.756	28	2:11.133	13.635	64	2:08.551	6.624	7	2:09.343	44.581	92	2:25.699	44.239
78	2:34.906	22.747	48	2:10.634	14.562	92	2:09.470	6.638	23	2:40.480	49.867	29	2:11.441	44.265
7	2:36.669	24.510	53	2:10.452	14.607	89	2:06.546	8.723	4	2:17.156	1:05.273	74	2:11.185	44.415
Lap 2														
24	2:08.487		14	2:09.990	15.699	6	2:08.420	9.116	54	2:18.994	1 Lap	7	2:10.219	52.419
92	2:09.670	1.489	21	2:08.940	16.847	38	2:06.965	9.756	93	2:16.871	1:14.379	44	2:11.838	54.138
47	2:10.141	3.961	15	2:09.558	18.412	63	2:08.309	11.071	78	2:16.870	1:18.044	14	2:15.306	1:02.223
6	2:10.428	5.115	3	2:10.818	18.448	84	2:08.148	11.869	Lap 7					
64	2:09.479	5.230	25	2:10.833	19.399	80	2:09.084	12.802	24	2:07.162		48	2:42.502	1:06.659
23	2:11.738	5.509	49	2:08.831	20.702	95	2:08.174	14.062	47	2:06.954	3.730	4	2:15.992	1:23.253
22	2:08.811	6.563	67	2:19.959	23.677	70	2:09.121	14.610	89	2:06.324	6.303	93	2:16.628	1:32.745
80	2:10.872	6.650	29	2:12.161	23.836	69	2:08.568	16.410	64	2:05.908	6.981	54	2:20.224	1 Lap
63	2:11.083	6.698	74	2:12.602	25.497	23	2:14.167	17.164	38	2:06.987	8.326	78	2:17.595	1:38.519
89	2:08.681	8.023	44	2:13.424	28.356	28	2:09.325	18.025	6	2:08.432	10.962	Lap 9		
38	2:09.080	8.194	7	2:12.809	35.939	21	2:08.478	20.002	63	2:08.281	12.660	24	2:07.568	
84	2:10.826	10.194	4	2:17.954	37.875	14	2:10.075	21.629	80	2:10.151	16.966	47	2:06.611	2.332
28	2:13.572	10.206	54	2:16.267	1 Lap	48	2:10.626	21.658	70	2:08.854	16.972	64	2:07.146	5.963
70	2:11.152	10.280	93	2:19.504	45.049	49	2:07.717	21.837	69	2:08.088	17.723	89	2:07.466	5.997
69	2:11.398	10.732	78	2:19.882	49.679	15	2:07.975	21.894	95	2:09.729	17.831	6	2:08.749	13.895
95	2:11.124	11.308	Lap 4			3	2:09.576	23.630	28	2:08.209	19.398	63	2:08.667	14.332
67	2:09.931	11.422	24	2:07.841		25	2:09.166	23.902	49	2:05.980	19.860	69	2:08.578	20.235
48	2:11.684	11.632	92	2:08.653	4.614	67	2:07.065	25.444	21	2:08.103	20.942	80	2:09.098	21.451
53	2:11.539	11.859	47	2:08.176	4.666	29	2:10.966	30.993	92	2:18.971	25.692	95	2:09.967	22.559
14	2:11.271	13.413	64	2:07.785	5.519	74	2:10.734	33.100	67	2:07.531	26.151	28	2:09.255	22.943
Lap 3														
24	2:07.841		22	2:06.815	6.037	44	2:12.099	38.439	15	2:09.936	26.629	21	2:09.132	23.283
69	2:08.653	4.614	6	2:08.687	8.142	7	2:10.400	43.015	25	2:08.843	27.441	67	2:09.225	28.978
95	2:11.124	11.308												
67	2:09.931	11.422												
48	2:11.684	11.632												
53	2:11.539	11.859												
14	2:11.271	13.413												





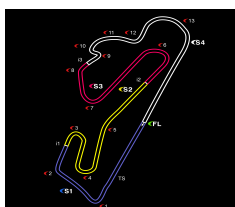
ETC FIM CEV REPSOL CIRCUITO DO ESTORIL 2019 RACE 1

Analysis by lap

Lapped

Nr	Lap Time	Gap	Nr	Lap Time	Gap	Nr	Lap Time	Gap	Nr	Lap Time	Gap	Nr	Lap Time	Gap			
15	2:10.778	31.970	92	2:09.210	49.589	44	2:13.790	1:19.189	24	2:06.490		47	2:06.303	0.018			
3	2:09.470	34.177	74	2:11.341	54.500	14	2:10.501	1:20.630				93	2:12.986	1 Lap			
92	2:10.154	46.825	29	2:11.374	55.657	4	2:14.178	1:55.659	64	2:09.040	16.190				64	2:09.040	16.190
74	2:11.490	48.337	7	2:10.049	58.663	Lap 14			6	2:08.286	19.858						
29	2:12.041	48.738	44	2:13.202	1:07.591	24	2:08.256		63	2:08.301	19.981						
7	2:09.990	54.841	14	2:11.530	1:14.280	47	2:08.221	0.103	80	2:06.982	27.892						
44	2:12.170	58.740	4	2:13.570	1:42.412	93	2:15.894	1 Lap	67	2:07.590	28.813						
14	2:13.373	1:08.028	93	2:15.277	1:55.484	64	2:10.117	11.495	21	2:07.275	28.825						
48	2:25.868	1:24.959	Lap 12			6	2:08.249	17.252	69	2:07.909	28.833						
4	2:15.652	1:31.337	24	2:07.940		63	2:07.732	17.358	28	2:07.093	34.440						
93	2:16.521	1:41.698	47	2:07.904	0.016	54	2:19.647	2 Laps	25	2:08.975	37.417						
54	2:21.348	1 Lap	54	2:19.665	2 Laps	69	2:09.173	25.938	54	2:17.532	2 Laps						
78	2:18.954	1:49.905	64	2:11.293	8.339	21	2:09.421	26.547	15	2:09.822	48.205						
Lap 10			78	2:25.865	1 Lap	67	2:07.817	26.578	3	2:11.250	51.449						
24	2:08.789		6	2:08.892	16.526	80	2:09.126	26.681	92	2:09.460	59.359						
47	2:06.499	0.042	63	2:09.000	16.861	95	2:10.087	27.194	7	2:11.514	1:07.610						
89	2:05.760	2.968	69	2:09.305	23.806	28	2:10.208	32.526	78	2:20.388	1 Lap						
64	2:06.482	3.656	21	2:08.595	24.153	25	2:08.739	34.019	74	2:12.013	1:14.224						
6	2:09.243	14.349	95	2:08.437	24.205	15	2:11.029	42.189	29	2:12.720	1:19.144						
63	2:09.013	14.556	80	2:09.567	24.805	3	2:10.139	43.722	14	2:11.618	1:31.138						
69	2:09.453	20.899	28	2:08.657	26.839	78	2:25.525	1 Lap	44	2:12.260	1:33.512						
80	2:09.223	21.885	67	2:06.472	27.351	92	2:10.040	54.209	4	2:13.357	2:12.908						
95	2:09.359	23.129	25	2:08.978	32.765	7	2:08.845	1:01.386									
21	2:08.711	23.205	15	2:09.359	36.781	74	2:10.855	1:04.674									
28	2:10.837	24.991	3	2:09.691	39.577	29	2:12.076	1:08.209									
67	2:07.994	28.183	92	2:09.231	50.880	14	2:10.469	1:22.843									
25	2:08.320	31.001	74	2:11.324	57.884	44	2:12.572	1:23.505									
15	2:10.022	33.203	7	2:08.724	59.447	4	2:13.315	2:00.718									
3	2:09.805	35.193	29	2:11.826	59.543	Lap 15											
92	2:10.098	48.134	44	2:13.627	1:13.278	24	2:07.334										
74	2:11.366	50.914	14	2:11.668	1:18.008	47	2:07.436	0.205									
29	2:12.089	52.038	4	2:14.888	1:49.360	93	2:13.628	1 Lap									
7	2:10.317	56.369	93	2:14.664	2:02.208	64	2:09.479	13.640									
44	2:12.193	1:02.144	Lap 13			6	2:08.144	18.062									
14	2:11.266	1:10.505	24	2:07.879		63	2:08.146	18.170									
4	2:14.049	1:36.597	47	2:08.001	0.138	80	2:08.053	27.400									
93	2:15.053	1:47.962	64	2:09.174	9.634	69	2:08.810	27.414									
54	2:20.340	1 Lap	54	2:19.339	2 Laps	67	2:08.469	27.713									
78	2:19.227	2:00.343	6	2:08.612	17.259	21	2:08.827	28.040									
Lap 11			63	2:08.900	17.882	28	2:08.645	33.837									
24	2:07.755		69	2:09.094	25.021	54	2:16.283	2 Laps									
47	2:07.765	0.052	95	2:09.037	25.363	25	2:08.247	34.932									
64	2:09.085	4.986	21	2:09.108	25.382	15	2:10.018	44.873									
6	2:08.980	15.574	80	2:08.885	25.811	3	2:10.301	46.689									
63	2:09.000	15.801	67	2:07.545	27.017	92	2:09.514	56.389									
69	2:09.297	22.441	78	2:25.192	1 Lap	78	2:20.508	1 Lap									
80	2:09.048	23.178	28	2:11.614	30.574	7	2:08.534	1:02.586									
21	2:08.048	23.498	25	2:08.650	33.536	74	2:11.361	1:08.701									
95	2:08.334	23.708	15	2:10.514	39.416	29	2:12.039	1:12.914									
28	2:08.886	26.122	3	2:10.141	41.839	14	2:10.501	1:26.010									
67	2:08.391	28.819	92	2:09.424	52.425	44	2:11.571	1:27.742									
25	2:08.481	31.727	7	2:09.229	1:00.797	4	2:12.657	2:06.041									
15	2:09.914	35.362	74	2:12.070	1:02.075	Lap 16											
3	2:10.388	37.826	29	2:12.725	1:04.389												





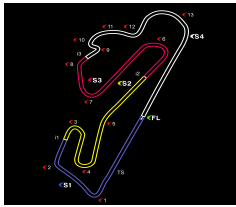
ETC FIM CEV REPSOL CIRCUITO DO ESTORIL 2019 RACE 1

Analysis

■ Personal Best ■ Session Best B Crossing the finish line in pit lane

Lap	Time	Sector 1	Sector 2	Sector 3	Sector 4	Elapsed	Lap	Time	Sector 1	Sector 2	Sector 3	Sector 4	Elapsed		
3	PASQUALE ALFANO						ITA	7	DANIEL MUNOZ FERNANDEZ						SPA
	LEOPARD IMPALA JUNIOR TEAM						HONDA		ONEFOREX CARDOSO SCHOOL R/						HONDA
1	2:23.064	34.519	33.224	32.000	43.321	2:23.064	1	2:36.669	34.171	35.263			2:36.669		
2	2:12.916	27.353	32.401	31.452	41.710	4:35.980	2	2:14.811	27.495	33.024	32.454	41.838	4:51.480		
3	2:10.818	27.207	31.737	30.867	41.007	6:46.798	3	2:12.809	27.146	32.292	32.134	41.237	7:04.289		
4	2:10.893	26.850	32.072	31.033	40.938	8:57.691	4	2:11.963	27.380	32.604	31.535	40.444	9:16.252		
5	2:09.576	26.584	31.530	30.712	40.750	11:07.267	5	2:10.400	26.879	31.823	31.312	40.386	11:26.652		
6	2:11.368	26.680	32.036	31.647	41.005	13:18.635	6	2:09.343	26.492	31.685	30.862	40.304	13:35.995		
7	2:10.346	26.990	31.604	30.892	40.860	15:28.981	7	2:11.933	27.335	31.786	31.412	41.400	15:47.928		
8	2:09.022	26.650	31.305	30.493	40.574	17:38.003	8	2:10.219	27.126	31.785	30.788	40.520	17:58.147		
9	2:09.470	26.396	31.322	30.967	40.785	19:47.473	9	2:09.990	26.835	31.836	31.073	40.246	20:08.137		
10	2:09.805	26.425	31.351	30.925	41.104	21:57.278	10	2:10.317	26.853	32.239	30.628	40.597	22:18.454		
11	2:10.388	26.940	31.512	30.904	41.032	24:07.666	11	2:10.049	26.826	31.837	31.220	40.166	24:28.503		
12	2:09.691	26.661	31.491	30.726	40.813	26:17.357	12	2:08.724	26.508	31.423	30.675	40.118	26:37.227		
13	2:10.141	26.639	31.757	30.782	40.963	28:27.498	13	2:09.229	26.853	31.871	30.703	39.802	28:46.456		
14	2:10.139	26.758	31.603	30.599	41.179	30:37.637	14	2:08.845	26.494	31.256	31.127	39.968	30:55.301		
15	2:10.301	26.518	31.740	30.900	41.143	32:47.938	15	2:08.534	26.581	31.303	30.745	39.905	33:03.835		
16	2:11.250	26.945	31.617	31.064	41.624	34:59.188	16	2:11.514	26.782	32.106	31.424	41.202	35:15.349		
4	KIKO MARIA						POR	14	CARLOS TORRECILLAS URBAN						SPA
	LEOPARD IMPALA JUNIOR TEAM						HONDA		GTRT SPAIN TORRECILLAS						HONDA
1	2:29.352	37.669	35.276	32.823	43.584	2:29.352	1	2:22.788	34.317	33.680	32.025	42.766	2:22.788		
2	2:18.919	28.632	33.805	32.466	44.016	4:48.271	2	2:11.271	26.995	32.096	31.078	41.102	4:34.059		
3	2:17.954	28.289	33.647	33.152	42.866	7:06.225	3	2:09.990	27.092	31.821	30.709	40.368	6:44.049		
4	2:15.819	28.074	33.197	32.002	42.546	9:22.044	4	2:11.142	26.882	31.999	31.605	40.656	8:55.191		
5	2:17.487	28.011	33.749	33.102	42.625	11:39.531	5	2:10.075	27.174	31.598	30.955	40.348	11:05.266		
6	2:17.156	28.452	33.474	32.480	42.750	13:56.687	6	2:09.557	26.771	31.625	30.742	40.419	13:14.823		
7	2:16.302	28.532	33.214	31.994	42.562	16:12.989	7	2:37.822	26.541	31.506	30.523	1:09.252	15:52.645		
8	2:15.992	27.958	32.806	32.368	42.860	18:28.981	8	2:15.306	28.832	33.387	31.644	41.443	18:07.951		
9	2:15.652	27.928	32.856	32.375	42.493	20:44.633	9	2:13.373	27.441	32.305	31.801	41.826	20:21.324		
10	2:14.049	27.601	32.772	31.633	42.043	22:58.682	10	2:11.266	26.919	32.029	31.055	41.263	22:32.590		
11	2:13.570	27.346	32.585	31.739	41.900	25:12.252	11	2:11.530	27.047	32.273	31.078	41.132	24:44.120		
12	2:14.888	27.771	33.207	31.650	42.260	27:27.140	12	2:11.668	27.211	31.967	31.111	41.379	26:55.788		
13	2:14.178	28.154	32.864	31.413	41.747	29:41.318	13	2:10.501	26.973	31.683	30.873	40.972	29:06.289		
14	2:13.315	27.187	32.604	31.023	42.501	31:54.633	14	2:10.469	27.083	31.667	30.948	40.771	31:16.758		
15	2:12.657	27.023	32.265	31.349	42.020	34:07.290	15	2:10.501	26.891	31.551	30.960	41.099	33:27.259		
16	2:13.357	27.604	32.786	31.122	41.845	36:20.647	16	2:11.618	27.148	31.893	31.078	41.499	35:38.877		
6	DIRK GEIGER						GER	15	JULEN AVILA CORTES						SPA
	KIEFER RACING						HONDA		SOKOL RACE TEAM FMT						HONDA
1	2:15.333	31.926	32.071	30.908	40.428	2:15.333	1	2:26.267	36.035	34.688	33.658	41.886	2:26.267		
2	2:10.428	27.068	31.924	30.729	40.707	4:25.761	2	2:10.937	26.809	32.080	31.249	40.799	4:37.204		
3	2:09.885	26.519	31.725	30.900	40.741	6:35.646	3	2:09.558	26.394	31.663	30.884	40.617	6:46.762		
4	2:08.687	26.544	31.183	30.468	40.492	8:44.333	4	2:10.794	27.127	32.060	30.999	40.608	8:57.556		
5	2:08.420	26.322	31.239	30.755	40.104	10:52.753	5	2:07.975	26.283	31.350	30.414	39.928	11:05.531		
6	2:08.353	26.416	31.298	30.398	40.241	13:01.106	6	2:09.738	26.223	31.543	31.267	40.705	13:15.269		
7	2:08.432	26.397	31.176	30.463	40.396	15:09.538	7	2:09.936	26.531	31.705	30.480	41.220	15:25.205		
8	2:08.904	26.267	31.424	30.630	40.583	17:18.442	8	2:09.283	26.858	31.374	30.602	40.449	17:34.488		
9	2:08.749	26.218	31.111	30.576	40.844	19:27.191	9	2:10.778	27.318	31.905	31.002	40.553	19:45.266		
10	2:09.243	26.510	31.361	30.610	40.762	21:36.434	10	2:10.022	26.534	31.858	30.603	41.027	21:55.288		
11	2:08.980	26.378	31.227	30.692	40.683	23:45.414	11	2:09.914	26.229	32.389	30.536	40.760	24:05.202		
12	2:08.892	26.311	31.262	30.508	40.811	25:54.306	12	2:09.359	26.577	31.711	30.628	40.443	26:14.561		
13	2:08.612	26.263	31.271	30.548	40.530	28:02.918	13	2:10.514	26.609	31.741	30.878	41.286	28:25.075		
14	2:08.249	26.112	31.267	30.601	40.269	30:11.167	14	2:11.029	26.799	32.137	30.798	41.295	30:36.104		
15	2:08.144	26.285	31.233	30.350	40.276	32:19.311	15	2:10.018	26.804	31.924	30.480	40.810	32:46.122		
16	2:08.286	26.072	31.051	30.286	40.877	34:27.597	16	2:09.822	26.626	31.728	30.698	40.770	34:55.944		



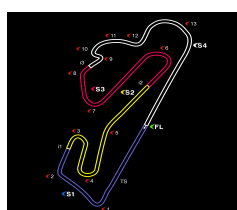


ETC FIM CEV REPSOL CIRCUITO DO ESTORIL 2019 RACE 1

Analysis

■ Personal Best ■ Session Best B Crossing the finish line in pit lane

Lap	Time	Sector 1	Sector 2	Sector 3	Sector 4	Elapsed	Lap	Time	Sector 1	Sector 2	Sector 3	Sector 4	Elapsed
21	VINCENT FALCONE					FRA	25	LUIS MIGUEL VERDUGO DE LA TORI					SPA
	TFC RACING					HONDA		IKONO LAGLISSE ACADEMY					HONDA
1	2:22.150	34.322	33.345	31.999	42.484	2:22.150	1	2:24.258	35.023	34.655	32.895	41.685	2:24.258
2	2:14.107	27.350	33.591	31.732	41.434	4:36.257	2	2:12.658	27.240	32.318	31.413	41.687	4:36.916
3	2:08.940	26.712	31.464	30.245	40.519	6:45.197	3	2:10.833	27.034	31.870	31.137	40.792	6:47.749
4	2:09.964	26.753	31.390	30.899	40.922	8:55.161	4	2:10.624	26.698	31.969	31.128	40.829	8:58.373
5	2:08.478	26.721	31.575	30.171	40.011	11:03.639	5	2:09.166	26.339	31.569	30.707	40.551	11:07.539
6	2:07.776	26.471	31.330	30.013	39.962	13:11.415	6	2:09.635	26.626	31.491	30.952	40.566	13:17.174
7	2:08.103	26.426	31.437	29.955	40.285	15:19.518	7	2:08.843	26.462	31.290	30.482	40.609	15:26.017
8	2:07.929	26.619	31.426	29.846	40.038	17:27.447	8	2:09.499	26.705	31.592	30.610	40.592	17:35.516
9	2:09.132	26.505	31.575	30.645	40.407	19:36.579	9	2:09.250	26.283	31.420	30.870	40.677	19:44.766
10	2:08.711	26.660	31.150	30.287	40.614	21:45.290	10	2:08.320	26.546	31.277	30.408	40.089	21:53.086
11	2:08.048	26.103	31.134	30.560	40.251	23:53.338	11	2:08.481	26.291	31.219	30.570	40.401	24:01.567
12	2:08.595	26.419	31.512	30.372	40.292	26:01.933	12	2:08.978	26.423	31.379	30.772	40.404	26:10.545
13	2:09.108	26.947	31.492	30.255	40.414	28:11.041	13	2:08.650	26.145	31.179	30.683	40.643	28:19.195
14	2:09.421	27.003	31.761	30.522	40.135	30:20.462	14	2:08.739	26.424	31.495	30.604	40.216	30:27.934
15	2:08.827	26.618	31.683	30.509	40.017	32:29.289	15	2:08.247	26.348	31.317	30.448	40.134	32:36.181
16	2:07.275	26.459	31.137	29.879	39.800	34:36.564	16	2:08.975	26.291	31.434	30.514	40.736	34:45.156
22	CLEMENT ROUGE					FRA	28	IZAN GUEVARA BONNIN					SPA
	EQUIPE DE FRANCE - FILIERE GP					HONDA		CUNA DE CAMPEONES					HONDA
1	2:18.398	33.657	33.164	30.993	40.584	2:18.398	1	2:17.280	31.924	33.326	31.094	40.936	2:17.280
2	2:08.811	26.778	31.400	30.377	40.256	4:27.209	2	2:13.572	27.467	33.288	31.213	41.604	4:30.852
3	2:08.204	26.549	31.288	30.013	40.354	6:35.413	3	2:11.133	27.308	31.945	30.806	41.074	6:41.985
4	2:06.815	26.135	30.925	29.812	39.943	8:42.228	4	2:10.352	27.187	31.572	30.925	40.668	8:52.337
5	2:07.896	26.475	31.008	30.236	40.177	10:50.124	5	2:09.325	26.748	31.511	30.695	40.371	11:01.662
6	2:06.985	26.073	31.022	30.155	39.735	12:57.109	6	2:08.103	26.403	31.069	30.268	40.363	13:09.765
23	ALEX MILLAN GOMEZ					SPA	29	DEAN BERTA VINALES					SPA
	ARO RACING					HONDA		MVK DANI RIVAS TALENT TEAM					HONDA
1	2:14.417	31.091	31.953	30.528	40.845	2:14.417	1	2:26.415	36.237	34.643	32.759	42.776	2:26.415
2	2:11.738	27.701	32.290	31.010	40.737	4:26.155	2	2:13.610	27.495	32.907	31.846	41.362	4:40.025
3	2:10.062	27.108	31.935	30.539	40.480	6:36.217	3	2:12.161	27.250	32.215	31.651	41.045	6:52.186
4	2:10.417	27.054	32.064	30.649	40.650	8:46.634	4	2:11.478	27.065	32.070	31.112	41.231	9:03.664
5	2:14.167	26.897	32.419	32.898	41.953	11:00.801	5	2:10.966	26.811	32.099	31.018	41.038	11:14.630
6	2:40.480B	28.664	33.290	36.012	1:02.514	13:41.281	6	2:12.106	27.006	32.489	31.497	41.114	13:26.736
24	IVAN ORTOLA DIEZ					SPA	29	DEAN BERTA VINALES					SPA
	SAMA GLOBAL ANGEL NIETO TEAM					HONDA		MVK DANI RIVAS TALENT TEAM					HONDA
1	2:12.159	29.918	31.358	30.412	40.471	2:12.159	1	2:26.415	36.237	34.643	32.759	42.776	2:26.415
2	2:08.487	25.917	31.476	30.507	40.587	4:20.646	2	2:13.610	27.495	32.907	31.846	41.362	4:40.025
3	2:07.704	26.077	31.366	30.023	40.238	6:28.350	3	2:12.161	27.250	32.215	31.651	41.045	6:52.186
4	2:07.841	26.335	31.197	29.627	40.682	8:36.191	4	2:11.478	27.065	32.070	31.112	41.231	9:03.664
5	2:07.446	26.130	31.005	30.014	40.297	10:43.637	5	2:10.966	26.811	32.099	31.018	41.038	11:14.630
6	2:07.777	26.056	30.999	30.186	40.536	12:51.414	6	2:12.106	27.006	32.489	31.497	41.114	13:26.736
7	2:07.162	25.824	31.008	30.035	40.295	14:58.576	7	2:11.816	27.009	32.444	31.043	41.320	15:38.552
8	2:07.152	26.053	30.946	29.971	40.182	17:05.728	8	2:11.441	27.311	32.088	30.791	41.251	17:49.993
9	2:07.568	25.892	31.019	30.231	40.426	19:13.296	9	2:12.041	26.948	32.146	31.979	40.968	20:02.034
10	2:08.789	25.977	31.313	30.351	41.148	21:22.085	10	2:12.089	27.791	32.050	31.153	41.095	22:14.123
11	2:07.755	26.218	31.259	29.925	40.353	23:29.840	11	2:11.374	26.769	32.175	31.556	40.874	24:25.497
12	2:07.940	26.245	30.961	29.955	40.779	25:37.780	12	2:11.826	27.350	32.184	31.559	40.733	26:37.323
13	2:07.879	26.335	31.341	30.173	40.030	27:45.659	13	2:12.725	27.513	32.431	31.610	41.171	28:50.048
14	2:08.256	25.911	31.475	30.394	40.476	29:53.915	14	2:12.076	27.402	32.230	31.381	41.063	31:02.124
15	2:07.334	26.016	31.325	30.172	39.821	32:01.249	15	2:12.039	27.425	32.108	31.278	41.228	33:14.163
16	2:06.490	25.957	30.945	29.987	39.601	34:07.739	16	2:12.720	27.123	32.435	31.640	41.522	35:26.883



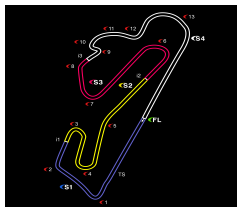
ETC FIM CEV REPSOL CIRCUITO DO ESTORIL 2019 RACE 1

Analysis

■ Personal Best ■ Session Best B Crossing the finish line in pit lane

Lap	Time	Sector 1	Sector 2	Sector 3	Sector 4	Elapsed	Lap	Time	Sector 1	Sector 2	Sector 3	Sector 4	Elapsed	
38	JUAN RODRIGUEZ HERNANDEZ						SPA	3	2:10.634	27.484	31.874	30.995	40.281	6:42.912
	CUNA DE CAMPEONES						HONDA	4	2:11.757	27.663	32.097	31.385	40.612	8:54.669
1	2:19.760	32.993	33.742	31.840	41.185	2:19.760	5	2:10.626	27.462	31.571	31.041	40.552	11:05.295	
2	2:09.080	26.666	31.776	30.825	39.813	4:28.840	6	2:12.837	27.895	32.125	31.967	40.850	13:18.132	
3	2:09.450	26.234	31.678	30.860	40.678	6:38.290	7	2:11.753	27.693	31.811	31.337	40.912	15:29.885	
4	2:08.138	26.543	31.374	30.159	40.062	8:46.428	8	2:42.502	28.243	31.759	31.547	1:10.953	18:12.387	
5	2:06.965	25.822	31.206	30.396	39.541	10:53.393	9	2:25.868 B	28.677	32.696	32.351	52.144	20:38.255	
6	2:06.522	25.853	31.043	29.863	39.763	12:59.915								
7	2:06.987	26.021	31.173	30.242	39.551	15:06.902								
41	ERIC FERNANDEZ ROBLEDILLO						SPA							
	TEAM GRUPO MACHADO						HONDA	1	2:26.053	35.682	34.747	33.421	42.203	2:26.053
1	2:17.249	33.706	32.807	30.932	39.804	2:17.249	2	2:14.168	29.618	32.378	31.279	40.893	4:40.221	
							3	2:08.831	26.569	31.834	30.670	39.758	6:49.052	
							4	2:08.705	26.158	31.430	31.003	40.114	8:57.757	
							5	2:07.717	25.868	31.208	30.285	40.356	11:05.474	
							6	2:06.982	25.851	31.199	30.070	39.862	13:12.456	
							7	2:05.980	25.848	30.756	29.807	39.569	15:18.436	
							8	2:07.696	26.191	31.100	30.612	39.793	17:26.132	
44	NOAH DETTWILER						SWI							
	TEAM MTA - DINOIL						HONDA							
1	2:28.225	37.262	34.060	33.474	43.429	2:28.225								
2	2:15.057	28.034	32.656	32.614	41.753	4:43.282								
3	2:13.424	27.610	32.307	31.663	41.844	6:56.706								
4	2:13.271	27.467	32.564	31.771	41.469	9:09.977								
5	2:12.099	27.213	32.351	31.574	40.961	11:22.076								
6	2:12.678	27.319	32.745	31.735	40.879	13:34.754								
7	2:13.274	27.293	32.605	31.750	41.626	15:48.028								
8	2:11.838	26.997	32.692	31.414	40.735	17:59.866								
9	2:12.170	27.211	32.162	31.668	41.129	20:12.036								
10	2:12.193	27.331	32.515	31.412	40.935	22:24.229								
11	2:13.202	27.227	32.956	32.019	41.000	24:37.431								
12	2:13.627	27.501	32.799	31.966	41.361	26:51.058								
13	2:13.790	27.576	32.755	32.227	41.232	29:04.848								
14	2:12.572	27.466	32.658	31.729	40.719	31:17.420								
15	2:11.571	27.187	32.380	31.331	40.673	33:28.991								
16	2:12.260	27.063	32.366	31.723	41.108	35:41.251								
47	FENTON HARRISON SEABRIGHT						GBR							
	WILSONS						HONDA							
1	2:14.466	31.726	31.994	30.543	40.203	2:14.466								
2	2:10.141	27.698	31.608	30.565	40.270	4:24.607								
3	2:08.074	26.528	31.299	30.086	40.161	6:32.681								
4	2:08.176	26.455	30.937	30.228	40.556	8:40.857								
5	2:07.161	26.203	31.079	30.072	39.807	10:48.018								
6	2:07.334	26.311	31.261	30.063	39.699	12:55.352								
7	2:06.954	26.184	31.202	29.955	39.613	15:02.306								
8	2:06.711	26.364	31.038	29.657	39.652	17:09.017								
9	2:06.611	25.913	31.224	29.926	39.548	19:15.628								
10	2:06.499	25.908	30.895	29.957	39.739	21:22.127								
11	2:07.765	26.382	31.348	29.726	40.309	23:29.892								
12	2:07.904	26.025	31.150	30.142	40.587	25:37.796								
13	2:08.001	26.472	31.643	29.942	39.944	27:45.797								
14	2:08.221	26.082	31.353	30.417	40.369	29:54.018								
15	2:07.436	26.177	31.389	30.030	39.840	32:01.454								
16	2:06.303	26.081	30.956	29.685	39.581	34:07.757								
48	GABIN PLANQUES						FRA							
	LARRESPORT BRADOL						HONDA							
1	2:20.594	33.837	32.996	32.308	41.453	2:20.594								
2	2:11.684	27.245	32.000	31.167	41.272	4:32.278								
49	JULIO GARCIA GONZALEZ						SPA							
	JEREZ ANDALUCIA MOTOR TALEN'						HONDA							
1	2:26.053	35.682	34.747	33.421	42.203	2:26.053								
2	2:14.168	29.618	32.378	31.279	40.893	4:40.221								
3	2:08.831	26.569	31.834	30.670	39.758	6:49.052								
4	2:08.705	26.158	31.430	31.003	40.114	8:57.757								
5	2:07.717	25.868	31.208	30.285	40.356	11:05.474								
6	2:06.982	25.851	31.199	30.070	39.862	13:12.456								
7	2:05.980	25.848	30.756	29.807	39.569	15:18.436								
8	2:07.696	26.191	31.100	30.612	39.793	17:26.132								
53	MICHAL BULIK						SVK							
	IGAX TEAM						HONDA							
1	2:20.966	33.596	33.521	32.141	41.708	2:20.966								
2	2:11.539	27.269	32.007	31.278	40.985	4:32.505								
3	2:10.452	27.483	31.830	30.938	40.201	6:42.957								
54	FERMIN ALDEGUER MENGUAL						SPA							
	BESTER CAPITAL DUBAI						HONDA							
1	4:50.008	32.550	32.893	31.900	3:12.665	4:50.008								
2	2:16.267	27.826	33.184	32.774	42.483	7:06.275								
3	2:15.245	27.458	32.861	31.997	42.929	9:21.520								
4	2:19.148	27.958	34.564	32.885	43.741	11:40.668								
5	2:18.994	28.271	33.791	33.254	43.678	13:59.662								
6	2:19.409	27.999	34.200	33.261	43.949	16:19.071								
7	2:20.224	28.579	34.541	33.067	44.037	18:39.295								
8	2:21.348	28.778	34.554	33.869	44.147	21:00.643								
9	2:20.340	28.399	34.442	33.304	44.195	23:20.983								
10	2:19.665	27.926	34.533	33.687	43.519	25:40.648								
11	2:19.339	28.241	34.153	33.426	43.519	27:59.987								
12	2:19.647	28.580	34.311	33.316	43.440	30:19.634								
13	2:16.283	29.106	32.850	31.864	42.463	32:35.917								
14	2:17.532	27.646	33.547	32.974	43.365	34:53.449								
63	M. SYARIFUDDIN BIN AZMAN						MAL							
	DYNAVOLT INTACT SIC JUNIOR TE						HONDA							
1	2:16.261	32.377	32.242	31.009	40.633	2:16.261								
2	2:11.083	26.676	32.665	30.954	40.788	4:27.344								
3	2:10.267	26.824	31.934	31.194	40.315	6:37.611								
4	2:08.788	26.181	31.720	30.644	40.243	8:46.399								
5	2:08.309	26.101	31.223	30.403	40.582	10:54.708								
6	2:08.247	26.142	31.347	30.201	40.557	13:02.955								
7	2:08.281	26.330	31.376	30.300	40.275	15:11.236								
8	2:07.725	25.965	31.383	30.276	40.101	17:18.961								
9	2:08.667	26.116	31.137	30.311	41.103	19:27.628								
10	2:09.013					21:36.641								
11	2:09.000					23:45.641								
12	2:09.000					25:54.641								
13	2:08.900					28:03.541								





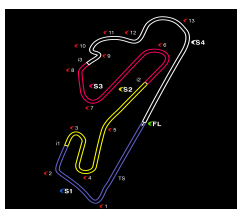
ETC FIM CEV REPSOL CIRCUITO DO ESTORIL 2019 RACE 1

Analysis

■ Personal Best ■ Session Best B Crossing the finish line in pit lane

Lap	Time	Sector 1	Sector 2	Sector 3	Sector 4	Elapsed	Lap	Time	Sector 1	Sector 2	Sector 3	Sector 4	Elapsed		
14	2:07.732					30:11.273	14	2:09.173	27.165	31.834	30.457	39.717	30:19.853		
15	2:08.146					32:19.419	15	2:08.810	26.758	31.800	30.602	39.650	32:28.663		
16	2:08.301					34:27.720	16	2:07.909	26.665	31.537	30.284	39.423	34:36.572		
64	DAVID MUNOZ RODRIGUEZ						SPA	70	JOSHUA WHATLEY						GBR
JEREZ ANDALUCIA MOTOR TALEN'							KRP								
HONDA							HONDA								
1	2:16.397	32.480	32.485	31.023	40.409	2:16.397	1	2:19.774	33.495	33.222	31.626	41.431	2:19.774		
2	2:09.479	26.398	32.125	31.019	39.937	4:25.876	2	2:11.152	26.906	31.841	31.111	41.294	4:30.926		
3	2:08.049	26.051	31.532	30.333	40.133	6:33.925	3	2:09.514	26.934	31.471	30.496	40.613	6:40.440		
4	2:07.785	25.847	31.582	30.475	39.881	8:41.710	4	2:08.686	26.568	31.336	30.339	40.443	8:49.126		
5	2:08.551	26.126	31.307	30.755	40.363	10:50.261	5	2:09.121	26.864	31.342	30.503	40.412	10:58.247		
6	2:09.388	27.907	31.366	30.287	39.828	12:59.649	6	2:08.447	26.697	31.066	30.535	40.149	13:06.694		
7	2:05.908	25.717	30.712	30.078	39.401	15:05.557	7	2:08.854	26.695	31.009	30.510	40.640	15:15.548		
8	2:06.556	25.872	30.959	30.125	39.600	17:12.113	8	2:10.100	26.880	31.799	31.052	40.369	17:25.648		
9	2:07.146	26.124	30.768	30.157	40.097	19:19.259	74	DAIJIRO SAKO						JPN	
10	2:06.482	26.104	30.791	29.849	39.738	21:25.741	CUNA DE CAMPEONES							HONDA	
11	2:09.085	25.912	31.879	30.551	40.743	23:34.826	1	2:26.181	35.294	34.892	32.966	43.029	2:26.181		
12	2:11.293	26.889	32.260	31.356	40.788	25:46.119	2	2:15.064	28.179	32.905	31.767	42.213	4:41.245		
13	2:09.174	26.394	31.602	30.820	40.358	27:55.293	3	2:12.602	27.461	32.148	31.429	41.564	6:53.847		
14	2:10.117	26.635	32.005	30.966	40.511	30:05.410	4	2:12.156	27.635	32.208	31.004	41.309	9:06.003		
15	2:09.479	26.704	31.789	30.849	40.137	32:14.889	5	2:10.734	27.045	31.870	30.800	41.019	11:16.737		
16	2:09.040	26.883	31.028	30.726	40.403	34:23.929	6	2:11.378	27.350	32.176	30.886	40.966	13:28.115		
67	FILIPPO MARIA PALAZZI						ITA	7	2:10.843	27.423	31.633	30.711	41.076	15:38.958	
BESTER CAPITAL DUBAI JUNIOR TI							HONDA								
1	2:22.137	34.483	33.342	32.181	42.131	2:22.137	8	2:11.185	27.315	32.003	31.069	40.798	17:50.143		
2	2:09.931	26.232	31.709	31.188	40.802	4:32.068	9	2:11.490	27.039	32.155	31.368	40.928	20:01.633		
3	2:19.959	26.737	32.180			6:52.027	10	2:11.366	27.815	31.927	30.653	40.971	22:12.999		
4	2:09.989	28.593	30.899	30.413	40.084	9:02.016	11	2:11.341	26.907	31.982	31.513	40.939	24:24.340		
5	2:07.065	26.151	31.113	30.113	39.688	11:09.081	12	2:11.324	27.416	31.974	30.792	41.142	26:35.664		
6	2:08.115	25.943	30.999	30.636	40.537	13:17.196	13	2:12.070	27.727	32.123	31.522	40.698	28:47.734		
7	2:07.531	25.923	31.066	29.988	40.554	15:24.727	14	2:10.855	26.840	32.016	30.780	41.219	30:58.589		
8	2:08.322	26.180	31.252	30.193	40.697	17:33.049	15	2:11.361	27.054	32.025	30.966	41.316	33:09.950		
9	2:09.225	26.252	30.977	31.696	40.300	19:42.274	16	2:12.013	27.511	31.962	31.735	40.805	35:21.963		
10	2:07.994	26.251	31.078	30.438	40.227	21:50.268	78	DANIEL MOGEDA VENDRELLS						SPA	
11	2:08.391	27.415	31.085	30.163	39.728	23:58.659	F. ANDREAS PEREZ - LARRESPOR'							HONDA	
12	2:06.472	25.991	31.024	29.857	39.600	26:05.131	1	2:34.906	38.895	34.974	36.020	45.017	2:34.906		
13	2:07.545	27.269	30.801	29.951	39.524	28:12.676	2	2:23.241	30.814	34.913	34.144	43.370	4:58.147		
14	2:07.817	26.218	31.549	30.450	39.600	30:20.493	3	2:19.882	29.814	33.533	33.469	43.066	7:18.029		
15	2:08.469	27.017	31.559	30.334	39.559	32:28.962	4	2:18.042	29.104	33.676	33.179	42.083	9:36.071		
16	2:07.590	26.550	30.964	29.869	40.207	34:36.552	5	2:16.517	28.956	32.952	32.583	42.026	11:52.588		
69	MARCOS RUDA COMINO						SPA	6	2:16.870	28.510	32.858	32.860	42.642	14:09.458	
CUNA DE CAMPEONES							HONDA								
1	2:19.980	32.778	33.272	31.738	42.192	2:19.980	7	2:17.194	29.021	33.046	32.813	42.314	16:26.652		
2	2:11.398	27.642	31.974	31.201	40.581	4:31.378	8	2:17.595	28.888	33.083	32.989	42.635	18:44.247		
3	2:10.529	27.117	32.289	30.790	40.333	6:41.907	9	2:18.954	29.026	33.211	33.701	43.016	21:03.201		
4	2:09.572	26.897	31.840	30.711	40.124	8:51.479	10	2:19.227	29.183	33.227	33.522	43.295	23:22.428		
5	2:08.568	26.784	31.396	30.432	39.956	11:00.047	11	2:25.865	29.172	36.857	34.275	45.561	25:48.293		
6	2:08.164	26.677	31.755	30.099	39.633	13:08.211	12	2:25.192	29.507	35.296	33.544	46.845	28:13.485		
7	2:08.088	26.584	31.264	30.274	39.966	15:16.299	13	2:25.525	32.343	33.520	33.446	46.216	30:39.010		
8	2:08.654	26.459	31.836	30.390	39.969	17:24.953	14	2:20.508	28.703	33.162	33.884	44.759	32:59.518		
9	2:08.578	26.665	31.662	30.279	39.972	19:33.531	15	2:20.388	29.299	35.118	33.268	42.703	35:19.906		
10	2:09.453	26.898	31.661	30.606	40.288	21:42.984	80	DAVID ALONSO GOMEZ						SPA	
11	2:09.297	27.096	31.827	30.384	39.990	23:52.281	SAMA GLOBAL ANGEL NIETO TEAM							HONDA	
12	2:09.305	27.004	31.672	30.165	40.464	26:01.586	1	2:16.424	32.050	32.202	31.300	40.872	2:16.424		
13	2:09.094	26.724	31.836	30.286	40.248	28:10.680	2	2:10.872	26.573	32.419	31.220	40.660	4:27.296		
							3	2:10.260	26.744	31.882	31.216	40.418	6:37.556		





ETC FIM CEV REPSOL CIRCUITO DO ESTORIL 2019 RACE 1

Analysis

■ Personal Best ■ Session Best B Crossing the finish line in pit lane

Lap	Time	Sector 1	Sector 2	Sector 3	Sector 4	Elapsed	Lap	Time	Sector 1	Sector 2	Sector 3	Sector 4	Elapsed
4	2:09.799	26.768	31.791	30.832	40.408	8:47.355	2	2:21.980	29.542	34.578	34.669	43.191	4:53.895
5	2:09.084	26.526	31.892	30.495	40.171	10:56.439	3	2:19.504	28.816	34.208	33.864	42.616	7:13.399
6	2:08.952	26.428	31.522	30.711	40.291	13:05.391	4	2:18.819	29.136	33.963	33.190	42.530	9:32.218
7	2:10.151	26.509	31.721	31.136	40.785	15:15.542	5	2:16.704	28.157	33.536	32.980	42.031	11:48.922
8	2:10.107	26.561	32.101	30.999	40.446	17:25.649	6	2:16.871	28.843	33.176	32.786	42.066	14:05.793
9	2:09.098	26.829	31.380	30.659	40.230	19:34.747	7	2:16.052	28.179	33.367	32.396	42.110	16:21.845
10	2:09.223	26.461	31.412	30.919	40.431	21:43.970	8	2:16.628	28.234	33.313	32.456	42.625	18:38.473
11	2:09.048	26.561	31.627	30.588	40.272	23:53.018	9	2:16.521	28.333	33.221	32.847	42.120	20:54.994
12	2:09.567	26.651	31.921	30.782	40.213	26:02.585	10	2:15.053	28.136	32.658	32.497	41.762	23:10.047
13	2:08.885	26.557	31.544	30.692	40.092	28:11.470	11	2:15.277	28.045	32.913	32.325	41.994	25:25.324
14	2:09.126	26.896	31.553	30.612	40.065	30:20.596	12	2:14.664	28.074	32.782	32.093	41.715	27:39.988
15	2:08.053	26.550	31.139	30.485	39.879	32:28.649	13	2:15.894	28.222	32.429	32.589	42.654	29:55.882
16	2:06.982	26.135	31.016	30.407	39.424	34:35.631	14	2:13.628	27.868	32.425	31.446	41.889	32:09.510
							15	2:12.986	27.687	32.393	31.534	41.372	34:22.496

84 ZONTA VAN DEN GOORBERGH							NED
TEAM SUPERB							HONDA
1	2:20.014	33.222	33.702	31.980	41.110	2:20.014	
2	2:10.826	26.916	31.844	31.174	40.892	4:30.840	
3	2:08.237	26.541	31.139	30.508	40.049	6:39.077	
4	2:08.281	26.209	31.475	30.611	39.986	8:47.358	
5	2:08.148	26.370	31.848	30.154	39.776	10:55.506	

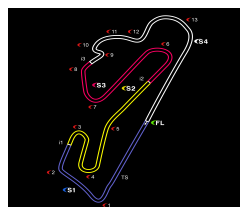
89 MARCOS URIARTE RODRIGUEZ							SPA
MRE TALENT							HONDA
1	2:19.988	34.185	33.165	31.605	41.033	2:19.988	
2	2:08.681	26.611	31.488	29.921	40.661	4:28.669	
3	2:08.893	25.903	31.549	30.781	40.660	6:37.562	
4	2:08.252	25.849	31.741	29.936	40.726	8:45.814	
5	2:06.546	25.279	31.068	29.637	40.562	10:52.360	
6	2:06.195	25.641	30.997	29.280	40.277	12:58.555	
7	2:06.324	25.607	30.840	29.609	40.268	15:04.879	
8	2:06.948	25.711	30.794	29.808	40.635	17:11.827	
9	2:07.466	25.697	30.998	29.943	40.828	19:19.293	
10	2:05.760	25.484	30.582	29.456	40.238	21:25.053	

92 DIOGO MOREIRA NASCIMENTO							BRA
TALENT TEAM ESTRELLA GALICIA							HONDA
1	2:12.465	30.319	31.314	30.267	40.565	2:12.465	
2	2:09.670	26.430	31.484	30.984	40.772	4:22.135	
3	2:10.017	26.530	31.733	30.990	40.764	6:32.152	
4	2:08.653	26.285	31.400	30.381	40.587	8:40.805	
5	2:09.470	26.679	31.448	30.618	40.725	10:50.275	
6	2:15.022	27.081	31.857	35.588	40.496	13:05.297	
7	2:18.971 B	26.842	31.654	31.391	49.084	15:24.268	
8	2:25.699	42.912	31.410	30.565	40.812	17:49.967	
9	2:10.154	26.597	31.619	30.846	41.092	20:00.121	
10	2:10.098	26.454	32.100	30.959	40.585	22:10.219	
11	2:09.210	26.355	31.450	30.813	40.592	24:19.429	
12	2:09.231	26.456	31.589	30.602	40.584	26:28.660	
13	2:09.424	26.402	31.725	30.574	40.723	28:38.084	
14	2:10.040	26.505	32.127	30.665	40.743	30:48.124	
15	2:09.514	26.374	31.772	30.752	40.616	32:57.638	
16	2:09.460	26.356	31.366	30.932	40.806	35:07.098	

93 MARCO GAGGI							ITA
SOKOL RACE TEAM FMT							HONDA
1	2:31.915	38.205	35.377	34.325	44.008	2:31.915	

95 JOSE ANTONIO RUEDA RUIZ							SPA
TALENT TEAM ESTRELLA GALICIA							HONDA
1	2:20.830	35.042	32.833	31.904	41.051	2:20.830	
2	2:11.124	27.239	31.946	31.071	40.868	4:31.954	
3	2:09.995	27.004	31.920	30.927	40.144	6:41.949	
4	2:07.576	26.557	31.117	30.078	39.824	8:49.525	
5	2:08.174	26.441	31.104	30.332	40.297	10:57.699	
6	2:08.979	26.850	30.948	30.854	40.327	13:06.678	
7	2:09.729	26.794	31.123	30.673	41.139	15:16.407	
8	2:09.481	26.781	31.388	31.035	40.277	17:25.888	
9	2:09.967	26.961	31.689	31.183	40.134	19:35.855	
10	2:09.359	26.540	31.266	30.965	40.588	21:45.214	
11	2:08.334	26.385	31.051	30.806	40.092	23:53.548	
12	2:08.437	26.420	31.420	30.557	40.040	26:01.985	
13	2:09.037	27.093	31.459	30.598	39.887	28:11.022	
14	2:10.087	27.329	31.776	30.643	40.339	30:21.109	





ETC

FIM CEV REPSOL CIRCUITO DO ESTORIL 2019

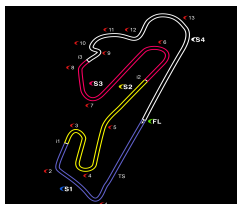
RACE 1

Best Top Speeds

Rider	Team	Top 1		Top 2		Top 3		Top 4		Top 5		Avg
		Kph	Lap	Kph	Lap	Kph	Lap	Kph	Lap	Kph	Lap	
89 MARCOS URIARTE RODRIMRE	TALENT	215.2	5	211.0	7	210.2	9	209.8	10	209.8	8	211,2
24 IVAN ORTOLA DIEZ	SAMA GLOBAL ANGEL NIETO TEAM	212.7	16	212.3	15	212.3	14	211.0	10	210.6	9	211,8
49 JULIO GARCIA GONZALEZ	JEREZ ANDALUCIA MOTOR TALENT	211.8	5	202.5	4	202.5	6	199.6	8	198.8	2	203,0
64 DAVID MUNOZ RODRIGUE	JEREZ ANDALUCIA MOTOR TALENT	210.2	7	209.0	2	207.5	8	206.3	13	205.1	6	207,6
47 FENTON HARRISON SEAB	WILSONS	209.4	12	204.8	9	204.4	6	204.0	3	202.9	8	205,1
67 FILIPPO MARIA PALAZZI	BESTER CAPITAL DUBAI JUNIOR TEAM	208.6	6	207.5	11	207.5	5	206.3	4	205.9	8	207,2
70 JOSHUA WHATLEY	KRP	208.6	4	207.1	8	204.4	5	202.5	3	202.5	7	205,0
6 DIRK GEIGER	KIEFER RACING	207.8	12	207.5	15	207.5	13	207.1	14	206.7	16	207,3
15 JULEN AVILA CORTES	SOKOL RACE TEAM FMT	207.5	14	206.7	13	205.9	16	205.9	11	205.5	15	206,3
80 DAVID ALONSO GOMEZ	SAMA GLOBAL ANGEL NIETO TEAM	206.3	15	203.6	8	201.4	6	200.7	2	199.2	16	202,2
25 LUIS MIGUEL VERDUGO	DIKONO LAGLISSE ACADEMY	205.9	8	205.5	9	205.5	14	204.4	13	203.2	12	204,9
63 M. SYARIFUDDIN BIN AZM	DYNAVOLT INTACT SIC JUNIOR TEAM	205.5	5	205.1	8	204.4	2	202.5	9	201.0	6	203,7
92 DIOGO MOREIRA NASCIMI	TALENT TEAM ESTRELLA GALICIA 0,0	205.5	14	204.8	15	204.0	13	204.0	12	203.2	11	204,3
21 VINCENT FALCONE	TFC RACING	203.2	15	197.1	12	196.4	7	196.4	11	196.0	5	197,8
84 ZONTA VAN DEN GOORBETE	AM SUPERB	202.1	3	201.8	4	194.6	5	192.9	2	163.7	1	191,0
22 CLEMENT ROUGE	EQUIPE DE FRANCE - FILIERE GP	201.8	6	196.4	4	192.9	3	191.6	5	183.3	2	193,2
3 PASQUALE ALFANO	LEOPARD IMPALA JUNIOR TEAM	201.4	15	198.1	4	195.0	5	195.0	11	194.3	12	196,8
38 JUAN RODRIGUEZ HERNACUNA	DE CAMPEONES	201.0	5	198.8	2	198.1	6	197.8	4	197.1	7	198,6
69 MARCOS RUDA COMINO	CUNA DE CAMPEONES	201.0	15	199.9	13	196.0	9	196.0	12	192.9	7	197,2
4 KIKO MARIA	LEOPARD IMPALA JUNIOR TEAM	200.7	15	199.6	9	199.2	14	198.8	11	197.8	12	199,2
44 NOAH DETTWILER	TEAM MTA - DINOIL	200.7	5	198.5	8	198.1	7	197.1	4	195.7	6	198,0
54 FERMIN ALDEGUER MENG	BESTER CAPITAL DUBAI	200.3	3	199.9	14	199.9	4	198.1	10	197.8	13	199,2
29 DEAN BERTA VINALES	MVK DANI RIVAS TALENT TEAM	199.6	8	199.2	5	198.8	11	198.5	6	197.8	7	198,8
74 DAIJIRO SAKO	CUNA DE CAMPEONES	199.6	5	198.8	11	196.4	14	195.7	3	195.7	15	197,2
28 IZAN GUEVARA BONNIN	CUNA DE CAMPEONES	198.5	16	195.7	6	195.3	11	195.0	8	194.6	13	195,8
7 DANIEL MUNOZ FERNAND	ONEFOREX CARDOSO SCHOOL RACING	197.4	11	196.4	7	195.7	9	195.7	5	195.3	6	196,1
14 CARLOS TORRECILLAS UFG	TRT SPAIN TORRECILLAS	196.0	7	195.3	14	195.0	15	193.9	11	192.6	13	194,6
95 JOSE ANTONIO RUEDA R	TALENT TEAM ESTRELLA GALICIA 0,0	192.3	12	187.7	4	186.7	14	186.7	7	185.5	13	187,8
23 ALEX MILLAN GOMEZ	ARO RACING	191.6	5	189.0	3	189.0	4	186.7	2	174.9	6	186,2
48 GABIN PLANQUES	LARRESPORT BRADOL	186.4	9	184.2	5	183.6	7	180.9	6	180.0	8	183,0
53 MICHAL BULIK	IGAX TEAM	180.9	2	178.8	3	152.8	1					170,8
93 MARCO GAGGI	SOKOL RACE TEAM FMT	176.0	15	173.5	7	172.4	14	171.1	8	171.1	5	172,8
78 DANIEL MOGEDA VENDRE	F. ANDREAS PEREZ - LARRESPORT BRADOL	167.4	14	167.4	6	165.7	5	164.4	9	163.9	11	165,8
41 ERIC FERNANDEZ ROBLE	TEAM GRUPO MACHADO	166.7	1									166,7
10 ADRIAN CRUCES SERRAN	TALENT TEAM ESTRELLA GALICIA 0,0											
19 ANDREAS KOFLER	SOKOL RACE TEAM FMT											
77 MATTIA VOLPI	SIC58 SQUADRA CORSE											
86 MARIO MAYOR FRANCES	IKONO LAGLISSE ACADEMY											


Moto3
 WORLD CHAMPIONSHIP

Moto2
 EUROPEAN CHAMPIONSHIP

Talent
 CUP


ETC

FIM CEV REPSOL CIRCUITO DO ESTORIL 2019

RACE 1 ((16 laps, 66,9 km.))

Official Starting Grid

93 GAGGI. MARCO 1:53.276 38	77 VOLPI. MATTIA 1:53.229 37
36 DRRICILLAS URBAN. CAI 1:53.163 36	44 DETTWILER. NOAH 1:53.113 35
33 29 BERTA VINALES. DEAN 1:53.084 33	GARCIA GONZALEZ. JUL 1:53.142 34
30 15 AVILA CORTES. JULEN 1:52.800 30	21 FALCONE. VINCENT 1:52.745 31
27 4 MARIA. KIKO 1:52.484 27	22 ROUGE. CLEMENT 1:52.547 28
24 3 ALFANO. PASQUALE 1:52.296 24	48 PLANQUES. GABIN 1:52.313 25
21 70 WHATLEY. JOSHUA 1:52.079 21	ERNANDEZ ROBEDILLO. 1:52.292 22
18 74 SAKO. DAIJIRO 1:51.981 18	AZMAN. M. SYARIFUDDIN 1:51.851 19
15 9 RUDA COMINO. MARCO 1:51.559 15	AN DEN GOORBERGH. ZO 1:51.610 16
12 10 ALONSO GOMEZ. DAVI 1:51.406 12	LDEGUER MENGUAL. FEF 1:51.413 13
9 6 GEIGER. DIRK 1:50.975 9	CRUCES SERRANO. ADRI 1:51.161 10
6 24 ORTOLA DIEZ. IVAN 1:50.799 6	MUNOZ RODRIGUEZ. DAV 1:50.942 7
3 8 GUEVARA BONNIN. IZA 1:50.335 3	OREIRA NASCIMENTO. DI 1:50.504 4
2 19 KOFER. ANDREAS 1:51.398 11	RUEDA RUIZ. JOSE ANTO 1:49.931 1
8 RODRIGUEZ HERNANDEZ. J 1:50.986 8	
5 23 MILLAN GOMEZ. ALEX 1:50.798 5	
2 ABRIGHT. FENTON HARR 1:50.263 2	

Race Director:	Timekeeper:
----------------	-------------