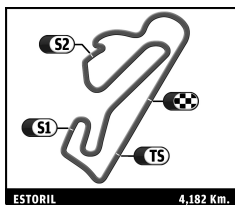




Circuito do Estoril / 22-23 July 2017

DORNA



MOTO2

FIM CEV REPSOL CIRCUITO DO ESTORIL

RACE 2 ((18 laps, 75,3 km.))

Provisional Classification

Rider	Nat	Team	Bike	Tyres	Cl.	Laps	Total Time	Gap	Kph	Best Lap		
										Lap	Time	Kph
1 51 Eric Granado	BRA	PROMORACING	KALEX			18	31:01.977	-	145.5	7	1:42.187	147.3
2 27 Joe Roberts	USA	AGR TEAM	KALEX			18	31:06.457	+4.480	145.2	9	1:42.784	146.5
3 44 Steven Odendaal	RSA	NTS SPORTSCODE T.PRO	NTS			18	31:06.457	+4.480	145.2	5	1:42.744	146.5
4 14 Hector Garzó	SPA	TEAM WIMU CNS	TECH3			18	31:09.535	+7.558	145.0	6	1:42.978	146.2
5 22 Federico Fuligni	ITA	FORWARD JUNIOR TEAM	KALEX			18	31:24.009	+22.032	143.8	2	1:43.407	145.6
6 75 Ivo Miguel Lopes	POR	EASY RACE MOTO2 TEAM	SUTER			18	31:28.921	+26.944	143.5	6	1:43.895	144.9
7 76 Hiroki Ono	JPN	NTS SPORTSCODE T.PRO	NTS			18	31:29.234	+27.257	143.4	3	1:43.821	145.0
8 18 Xavier Cardelus	AND	TEAM STYLOBIKE	KALEX			18	31:29.571	+27.594	143.4	3	1:43.995	144.8
9 36 Jayson Uribe	USA	AGR TEAM	KALEX			18	31:42.857	+40.880	142.4	3	1:44.315	144.3
10 17 Marc Luna	SPA	TEAM WIMU CNS	TECH3			18	31:42.932	+40.955	142.4	2	1:44.303	144.3
11 88 Ricky Cardús	SPA	TEAM STYLOBIKE	KALEX			18	31:49.456	+47.479	141.9	10	1:42.064	147.5
12 3 Lukas Tulovic	GER	FORWARD JUNIOR TEAM	KALEX			17	31:02.631	1 Lap	137.4	7	1:42.518	146.9
13 2 Carlos Mercier	POR	TEAM HIPOP&OACUTE	YAMAHA		Super	17	32:32.457	1 Lap	131.1	2	1:53.578	132.6
14 66 Philippe Le Gallo	FRA	YAMAHA LAGLISSE	YAMAHA		Super	16	31:25.875	2 Laps	127.7	6	1:54.750	131.2

Not classified:

20 Dimas Ekky	INA	ASTRA HONDA RACING TEAM	KALEX			16	27:40.196			14	1:42.966	146.2
---------------	-----	-------------------------	-------	--	--	----	-----------	--	--	----	----------	-------

Pole Position		Tulovic, Lukas		1:42.429	
Fastest Lap	Lap 10	Ricky Cardús		1:42.064	147.5 Kph

Published at:

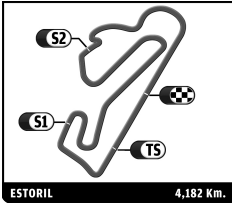
Track Status: **DRY**

Race Director:	Timekeeper:
-----------------------	--------------------





Circuito do Estoril / 22-23 July 2017



MOTO2

FIM CEV REPSOL CIRCUITO DO ESTORIL RACE 2

Lap Chart

LAP

Nr	Pos	Grid	1	2	3	4	5	6	7	8	9	10	11	12	13	14	15	16	17	18		
3	1	3	3	44	44	51	51	51	51	51	51	51	51	51	51	51	51	51	51	88	51	
51	2	51	44	3	51	44	44	44	88	88	88	88	88	88	88	88	88	88	88	51	27	
88	3	88	22	22	3	3	88	88	44	44	44	44	44	27	27	27	44	44	44	44	44	
44	4	44	51	51	22	88	3	3	3	3	3	27	27	44	44	44	27	27	27	14	14	
27	5	27	27	27	88	27	27	27	27	27	27	14	14	14	20	20	20	20	20	14	22	
22	6	22	20	14	27	22	14	14	14	14	14	20	20	20	14	14	14	14	14	22	75	
14	7	14	14	88	14	14	20	20	20	20	20	22	22	22	22	22	22	22	22	75	76	
20	8	20	88	20	20	20	22	22	22	22	22	18	18	18	18	18	18	18	76	76	18	
75	9	75	18	76	76	76	76	76	18	18	18	76	76	76	76	76	76	76	76	75	18	36
18	10	18	76	18	18	18	18	18	76	76	76	75	75	75	75	75	75	75	18	17	17	
36	11	36	36	36	36	36	75	75	75	75	75	36	36	17	17	17	17	36	36	88	88	
76	12	76	75	17	75	75	36	36	17	17	17	17	17	36	36	36	36	17	3	3	3	
17	13	17	17	75	17	17	17	17	36	36	36	3	3	3	3	3	3	3	3	2	2	
2	14	2	2	2	2	2	2	2	2	2	2	2	2	2	2	2	2	2	2	2	2	
66	15	66	66	66	66	66	66	66	66	66	66	66	66	66	66	66	66	66	66	66	66	





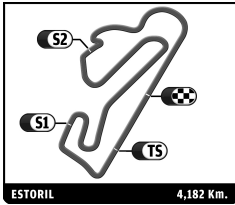
Moto3
WORLD CHAMPIONSHIP

Moto2
EUROPEAN CHAMPIONSHIP

EUROPEAN
Talent CUP

Circuito do Estoril / 22-23 July 2017

DORNA



MOTO2

FIM CEV REPSOL CIRCUITO DO ESTORIL RACE 2

Best Sector Times

SECTOR 1			SECTOR 2		SECTOR 3		Pos	Rider	Ideal Lap	Best Lap	
Pos	Rider	Time	Rider	Time	Rider	Time					
1	88 R.Cardús	21.017	51 E.Granado	49.007	51 E.Granado	31.837	1	88 R.Cardús	1:41.901	1:42.064	(1)
2	3 L.Tulovic	21.044	88 R.Cardús	49.011	88 R.Cardús	31.873	2	51 E.Granado	1:41.934	1:42.187	(2)
3	51 E.Granado	21.090	27 J.Roberts	49.361	3 L.Tulovic	31.917	3	3 L.Tulovic	1:42.508	1:42.518	(3)
4	27 J.Roberts	21.091	44 S.Odendaal	49.449	44 S.Odendaal	31.964	4	44 S.Odendaal	1:42.517	1:42.744	(4)
5	44 S.Odendaal	21.104	20 D.Ekky	49.493	20 D.Ekky	31.992	5	20 D.Ekky	1:42.626	1:42.966	(6)
6	20 D.Ekky	21.141	14 H.Garzó	49.544	14 H.Garzó	32.091	6	27 J.Roberts	1:42.732	1:42.784	(5)
7	14 H.Garzó	21.203	3 L.Tulovic	49.547	22 F.Fuligni	32.170	7	14 H.Garzó	1:42.838	1:42.978	(7)
8	76 H.Ono	21.227	22 F.Fuligni	49.755	27 J.Roberts	32.280	8	22 F.Fuligni	1:43.189	1:43.407	(8)
9	18 X.Cardelus	21.249	75 I.Lopes	49.851	18 X.Cardelus	32.480	9	76 H.Ono	1:43.718	1:43.821	(9)
10	22 F.Fuligni	21.264	76 H.Ono	49.977	76 H.Ono	32.514	10	18 X.Cardelus	1:43.718	1:43.995	(11)
11	75 I.Lopes	21.320	18 X.Cardelus	49.989	36 J.Uribe	32.566	11	75 I.Lopes	1:43.760	1:43.895	(10)
12	36 J.Uribe	21.407	17 M.Luna	50.039	75 I.Lopes	32.589	12	36 J.Uribe	1:44.027	1:44.315	(13)
13	17 M.Luna	21.420	36 J.Uribe	50.054	17 M.Luna	32.624	13	17 M.Luna	1:44.083	1:44.303	(12)
14	2 C.Mercier	23.265	2 C.Mercier	54.269	66 P.Le Gallo	35.650	14	2 C.Mercier	1:53.251	1:53.578	(14)
15	66 P.Le Gallo	23.624	66 P.Le Gallo	55.404	2 C.Mercier	35.717	15	66 P.Le Gallo	1:54.678	1:54.750	(15)





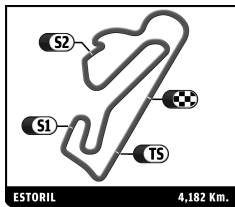
Moto3 JUNIOR
WORLD CHAMPIONSHIP

Moto2
EUROPEAN CHAMPIONSHIP

EUROPEAN
Talent CUP

Circuito do Estoril / 22-23 July 2017

DORNA



MOTO2

FIM CEV REPSOL CIRCUITO DO ESTORIL

After RACE 2

Event maximum speed

Rider	Team	Bike	Class	T. Speed	Lap	Session
76 Hiroki Ono	NTS SPORTSCODE T.PRO	NTS		261.7	10	Qualifying Practice 2
3 Lukas Tulovic	FORWARD JUNIOR TEAM	KALEX		259.8	8	Warm Up
44 Steven Odendaal	NTS SPORTSCODE T.PRO	NTS		259.2	4	Qualifying Practice 1
22 Federico Fuligni	FORWARD JUNIOR TEAM	KALEX		257.4	10	Qualifying Practice 1
36 Jayson Uribe	AGR TEAM	KALEX		256.8	5	Qualifying Practice 1
14 Hector Garzó	TEAM WIMU CNS	TECH3		256.2	18	Qualifying Practice 2
27 Joe Roberts	AGR TEAM	KALEX		256.2	10	Qualifying Practice 1
17 Marc Luna	TEAM WIMU CNS	TECH3		255.6	12	Qualifying Practice 2
18 Xavier Cardelus	TEAM STYLOBIKE	KALEX		255.0	6	Qualifying Practice 1
88 Ricky Cardús	TEAM STYLOBIKE	KALEX		252.7	16	Qualifying Practice 2
20 Dimas Ekky	ASTRA HONDA RACING TEAM	KALEX		250.9	15	Qualifying Practice 2
51 Eric Granado	PROMORACING	KALEX		247.6	17	Qualifying Practice 2
75 Ivo Miguel Lopes	EASY RACE MOTO2 TEAM	SUTER		247.6	11	RACE 1
66 Philippe Le Gallo	YAMAHA LAGLISSE	YAMAHA	Supersto	241.6	9	Qualifying Practice 2
2 Carlos Mercier	TEAM HIPOP&OACUTE	YAMAHA	Supersto	236.9	13	Qualifying Practice 1





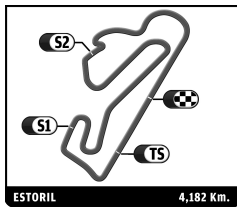
Moto3
WORLD CHAMPIONSHIP

Moto2
EUROPEAN CHAMPIONSHIP

EUROPEAN
Talent CUP

Circuito do Estoril / 22-23 July 2017

DORNA



MOTO2

FIM CEV REPSOL CIRCUITO DO ESTORIL RACE 2

Leader Sequence

Nr	Rider	Team	Bike	Start	End Lap	Laps	Total Laps
3	Lukas Tulovic	FORWARD JUNIOR TEAM	KALEX	1	1	1	1
44	Steven Odendaal	NTS SPORTSCODE T.PRO	NTS	2	3	2	2
51	Eric Granado	PROMORACING	KALEX	4	16	13	13
88	Ricky Cardús	TEAM STYLOBIKE	KALEX	17	17	1	1
51	Eric Granado	PROMORACING	KALEX	18	18	1	14
Superstock 600							
2	Carlos Mercier	TEAM HIPOP&OACUTE	YAMAHA	1	17	17	17





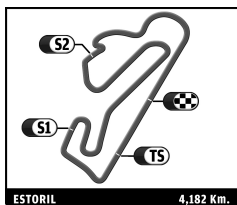
Moto3 JUNIOR
WORLD CHAMPIONSHIP

Moto2
EUROPEAN CHAMPIONSHIP

EUROPEAN
Talent CUP

Circuito do Estoril / 22-23 July 2017

DORNA



MOTO2

FIM CEV REPSOL CIRCUITO DO ESTORIL RACE 2

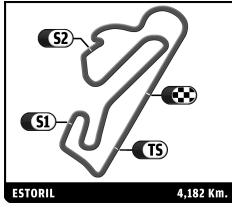
Fastest Lap Sequence

Practice Time	Rider	Team	Bike	Class	Time	Kph	Lap
3:31.677	44 Steven Odendaal	NTS SPORTSCODE T.PRO	NTS		1:43.557	145.4	2
3:32.096	22 Federico Fuligni	FORWARD JUNIOR TEAM	KALEX		1:43.407	145.6	2
3:32.151	51 Eric Granado	PROMORACING	KALEX		1:43.347	145.7	2
5:14.989	44 Steven Odendaal	NTS SPORTSCODE T.PRO	NTS		1:43.312	145.7	3
5:15.024	51 Eric Granado	PROMORACING	KALEX		1:42.873	146.3	3
6:57.629	51 Eric Granado	PROMORACING	KALEX		1:42.605	146.7	4
8:41.555	88 Ricky Cardús	TEAM STYLOBIKE	KALEX		1:42.594	146.7	5
10:23.791	88 Ricky Cardús	TEAM STYLOBIKE	KALEX		1:42.236	147.3	6
12:05.078	51 Eric Granado	PROMORACING	KALEX		1:42.187	147.3	7
17:14.091	88 Ricky Cardús	TEAM STYLOBIKE	KALEX		1:42.064	147.5	10





Circuito do Estoril / 22-23 July 2017



MOTO2 FIM CEV REPSOL CIRCUITO DO ESTORIL RACE 2

Analysis by lap

Lapped

Table with 10 columns: Nr, Lap Time, Gap, Nr, Lap Time, Gap, Nr, Lap Time, Gap, Nr, Lap Time, Gap. It contains lap-by-lap data for 17 laps, including rider numbers, lap times, and gaps.





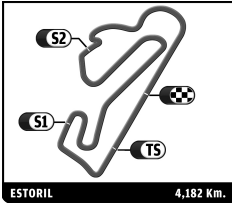
Moto3 JUNIOR
WORLD CHAMPIONSHIP

Moto2
EUROPEAN CHAMPIONSHIP

EUROPEAN
Talent CUP

Circuito do Estoril / 22-23 July 2017

DORVA



MOTO2

FIM CEV REPSOL CIRCUITO DO ESTORIL

RACE 2

Analysis by lap

Lapped

Nr	Lap Time	Gap	Nr	Lap Time	Gap	Nr	Lap Time	Gap	Nr	Lap Time	Gap
18	1:44.924	28.395									
17	1:46.051	40.182									
36	1:46.212	40.197									
2	1:54.773	1 Lap									

Lap 18

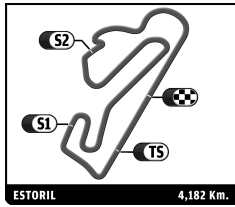
51	1:45.512	
3	1:48.049	1 Lap
27	1:43.133	4.480
44	1:43.343	4.480
14	1:44.684	7.558
22	1:45.971	22.032
66	2:05.382	2 Laps
75	1:44.466	26.944
76	1:44.757	27.257
18	1:44.891	27.594
36	1:46.375	40.880
17	1:46.465	40.955
88	2:33.171	47.479
2	1:56.125	1 Lap





Circuito do Estoril / 22-23 July 2017

LORNA CIP FMP



MOTO2 FIM CEV REPSOL CIRCUITO DO ESTORIL RACE 2

Analysis

■ Personal Best ■ Session Best B Crossing the finish line in pit lane

Lap	Time	Sector 1	Sector 2	Sector 3	T. Spd	Elapsed	Lap	Time	Sector 1	Sector 2	Sector 3	T. Spd	Elapsed	
66	Philippe Le Gallo FRA							15	1:44.471	21.379	50.289	32.803	240.5	26:14.389
	YAMAHA LAGLISSE YAMAHA							16	1:44.920	21.569	50.410	32.941	240.0	27:59.309
1	2:01.349	29.463	56.208	35.678	189.6	2:01.349	17	1:45.168	21.623	50.204	33.341	240.5	29:44.477	
2	1:55.905	23.877	56.272	35.756	219.9	3:57.254	18	1:44.757	21.622	50.393	32.742	233.4	31:29.234	
3	1:55.840	23.912	55.829	36.099	211.0	5:53.094								
4	1:55.469	23.842	55.645	35.982	204.8	7:48.563								
5	1:55.292	23.766	55.480	36.046	207.8	9:43.855								
6	1:54.750	23.696	55.404	35.650	209.8	11:38.605								
7	1:54.910	23.729	55.518	35.663	214.7	13:33.515								
8	1:56.859	24.003	55.634	37.222	198.8	15:30.374								
9	2:08.595	28.971	1:00.481	39.143	169.2	17:38.969								
10	1:55.669	23.832	56.060	35.777	209.8	19:34.638								
11	1:56.060	23.835	55.996	36.229	216.0	21:30.698								
12	1:57.385	24.170	56.848	36.367	212.7	23:28.083								
13	1:55.955	23.765	55.994	36.196	213.1	25:24.038								
14	1:56.191	23.624	56.120	36.447	224.4	27:20.229								
15	2:00.264	24.115	55.915	40.234	207.8	29:20.493								
16	2:05.382	30.503	57.823	37.056	162.2	31:25.875								
75	Ivo Miguel Lopes POR													
	EASY RACE MOTO2 TEAM SUTER													
1	1:51.117	26.957	51.116	33.044	204.0	1:51.117								
2	1:44.816	21.964	50.063	32.789	238.4	3:35.933								
3	1:44.333	21.320	50.273	32.740	239.0	5:20.266								
4	1:44.308	21.593	50.084	32.631	232.4	7:04.574								
5	1:44.826	21.496	50.590	32.740	235.4	8:49.400								
6	1:43.895	21.455	49.851	32.589	235.4	10:33.295								
7	1:44.297	21.431	50.112	32.754	231.4	12:17.592								
8	1:44.400	21.441	50.139	32.820	230.9	14:01.992								
9	1:44.703	21.511	50.281	32.911	232.9	15:46.695								
10	1:44.415	21.486	50.106	32.823	236.4	17:31.110								
11	1:45.301	21.875	50.665	32.761	225.3	19:16.411								
12	1:44.437	21.331	50.165	32.941	236.4	21:00.848								
13	1:44.831	21.560	50.332	32.939	231.4	22:45.679								
14	1:44.620	21.635	50.273	32.712	228.5	24:30.299								
15	1:44.497	21.371	50.218	32.908	239.5	26:14.796								
16	1:44.623	21.588	50.246	32.789	233.9	27:59.419								
17	1:45.036	21.664	50.089	33.283	235.4	29:44.455								
18	1:44.466	21.509	50.083	32.874	240.0	31:28.921								
76	Hiroki Ono JPN													
	NTS SPORTSCODE T.PRO NTS													
1	1:50.363	26.716	50.956	32.691	213.1	1:50.363								
2	1:44.011	21.498	49.999	32.514	233.4	3:34.374								
3	1:43.821	21.326	49.977	32.518	241.6	5:18.195								
4	1:44.352	21.623	50.167	32.562	236.9	7:02.547								
5	1:45.275	21.998	50.398	32.879	230.9	8:47.822								
6	1:44.862	21.617	50.418	32.827	242.1	10:32.684								
7	1:44.594	21.623	50.388	32.583	237.4	12:17.278								
8	1:44.311	21.557	50.207	32.547	235.4	14:01.589								
9	1:44.199	21.478	50.137	32.584	236.4	15:45.788								
10	1:45.087	21.510	50.446	33.131	240.0	17:30.875								
11	1:45.192	22.186	50.314	32.692	225.7	19:16.067								
12	1:44.442	21.227	50.277	32.938	240.5	21:00.509								
13	1:44.817	21.517	50.357	32.943	237.4	22:45.326								
14	1:44.592	21.572	50.224	32.796	229.5	24:29.918								





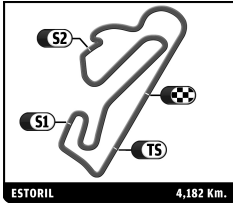
Moto3 JUNIOR
WORLD CHAMPIONSHIP

Moto2
EUROPEAN CHAMPIONSHIP

EUROPEAN
Talent CUP

Circuito do Estoril / 22-23 July 2017

DORNA



MOTO2

FIM CEV REPSOL CIRCUITO DO ESTORIL

RACE 2

Best Top Speeds

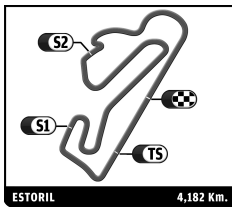
Rider	Team	Top 1		Top 2		Top 3		Top 4		Top 5		Avg	
		Kph	Lap	Kph	Lap	Kph	Lap	Kph	Lap	Kph	Lap		
3 Lukas Tulovic	FORWARD JUNIOR TEAM	256.8	10	255.0	7	253.2	8	253.2	2	252.1	3	254,1	
44 Steven Odendaal	NTS SPORTSCODE T.PRO	254.4	10	253.2	4	252.1	16	250.4	3	249.8	9	252,0	
36 Jayson Uribe	AGR TEAM	252.1	10	250.4	7	248.1	12	248.1	15	247.0	9	249,1	
18 Xavier Cardelus	TEAM STYLOBIKE	251.5	9	250.4	7	249.8	11	249.2	5	247.0	15	249,6	
22 Federico Fuligni	FORWARD JUNIOR TEAM	250.4	9	249.2	10	246.4	14	246.4	12	245.9	8	247,7	
88 Ricky Cardús	TEAM STYLOBIKE	249.2	8	244.3	12	243.7	18	241.1	10	240.0	13	243,7	
27 Joe Roberts	AGR TEAM	248.1	13	246.4	14	243.2	9	242.1	18	241.6	6	244,3	
17 Marc Luna	TEAM WIMU CNS	247.6	16	243.2	8	242.6	14	242.1	3	241.6	13	243,4	
51 Eric Granado	PROMORACING	245.3	15	244.3	12	244.3	8	243.2	7	242.6	9	243,9	
14 Hector Garzó	TEAM WIMU CNS	245.3	13	243.7	12	242.1	9	241.1	5	240.0	15	242,4	
76 Hiroki Ono	NTS SPORTSCODE T.PRO	242.1	6	241.6	3	240.5	12	240.5	17	240.5	15	241,0	
75 Ivo Miguel Lopes	EASY RACE MOTO2 TEAM	240.0	18	239.5	15	239.0	3	238.4	2	236.4	12	238,7	
20 Dimas Ekky	ASTRA HONDA RACING TEAM	239.5	14	238.4	12	237.9	2	237.4	13	236.4	7	237,9	
2 Carlos Mercier	TEAM HIPOP&OACUTE	Superstock 6i	230.9	2	228.5	9	228.5	14	227.6	10	226.7	8	228,4
66 Philippe Le Gallo	YAMAHA LAGLISSE	Superstock 6i	224.4	14	219.9	2	216.0	11	214.7	7	213.1	13	217,6





Circuito do Estoril / 22-23 July 2017

LORNA OCT RMP



MOTO2 FIM CEV REPSOL CIRCUITO DO ESTORIL RACE 2

Analysis

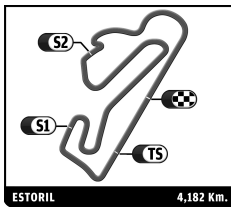
Lap	Time	Sector 1	Sector 2	Sector 3	T. Spd	Elapsed	Lap	Time	Sector 1	Sector 2	Sector 3	T. Spd	Elapsed
2 Carlos Mercier POR TEAM HIPOP&OACUTE YAMAHA							15 1:43.429 21.206 49.919 32.304 240.0 25:57.323						
1	1:58.748	27.895	54.756	36.097	202.1	1:58.748	16	1:43.348	21.312	49.860	32.176	237.4	27:40.671
2	1:53.578	23.397	54.269	35.912	230.9	3:52.326	17	1:44.180	21.458	50.014	32.708	235.4	29:24.851
3	1:54.436	23.574	54.704	36.158	223.4	5:46.762	18	1:44.684	21.423	50.470	32.791	233.9	31:09.535
4	1:54.497	23.672	54.717	36.108	219.0	7:41.259							
5	1:54.413	23.660	54.661	36.092	221.6	9:35.672							
6	1:54.675	23.694	54.836	36.145	214.3	11:30.347							
7	1:54.952	23.784	54.888	36.280	220.8	13:25.299							
8	1:54.355	23.483	54.768	36.104	226.7	15:19.654							
9	1:54.810	23.265	54.390	37.155	228.5	17:14.464							
10	1:54.736	23.309	55.545	35.882	227.6	19:09.200							
11	1:54.208	23.293	54.321	36.594	223.4	21:03.408							
12	1:55.109	23.358	56.034	35.717	224.8	22:58.517							
13	1:54.309	23.490	54.787	36.032	220.3	24:52.826							
14	1:54.556	23.565	54.952	36.039	228.5	26:47.382							
15	1:54.177	23.469	54.774	35.934	225.3	28:41.559							
16	1:54.773	23.626	54.859	36.288	223.9	30:36.332							
17	1:56.125	23.931	55.203	36.991	221.2	32:32.457							
							17 Marc Luna SPA TEAM WIMU CNS TECH3						
1	1:51.414	27.270	51.228	32.916	201.8	1:51.414							
2	1:44.303	21.420	50.039	32.844	238.4	3:35.717							
3	1:44.877	21.500	50.683	32.694	242.1	5:20.594							
4	1:44.457	21.658	50.175	32.624	234.4	7:05.051							
5	1:45.948	21.537	51.194	33.217	237.9	8:50.999							
6	1:44.601	21.550	50.300	32.751	235.4	10:35.600							
7	1:45.964	21.983	50.852	33.129	240.5	12:21.564							
8	1:44.742	21.450	50.442	32.850	243.2	14:06.306							
9	1:45.084	21.680	50.384	33.020	241.1	15:51.390							
10	1:45.216	21.851	50.437	32.928	228.5	17:36.606							
11	1:45.021	21.539	50.496	32.986	235.4	19:21.627							
12	1:45.403	21.700	50.663	33.040	239.5	21:07.030							
13	1:45.325	21.588	50.601	33.136	241.6	22:52.355							
14	1:45.633	21.658	50.669	33.306	242.6	24:37.988							
15	1:45.986	22.042	50.750	33.194	232.4	26:23.974							
16	1:46.442	22.549	50.999	32.894	247.6	28:10.416							
17	1:46.051	21.814	50.928	33.309	230.0	29:56.467							
18	1:46.465	22.135	51.171	33.159	225.7	31:42.932							
							18 Xavier Cardelus AND TEAM STYLOBIKE KALEX						
1	1:49.976	26.485	50.911	32.580	211.8	1:49.976							
2	1:44.462	21.423	50.540	32.499	236.9	3:34.438							
3	1:43.995	21.478	49.989	32.528	239.5	5:18.433							
4	1:44.188	21.509	50.199	32.480	236.4	7:02.621							
5	1:45.269	22.233	50.279	32.757	249.2	8:47.890							
6	1:44.856	21.721	50.385	32.750	233.9	10:32.746							
7	1:44.128	21.249	50.255	32.624	250.4	12:16.874							
8	1:44.105	21.326	50.112	32.667	240.5	14:00.979							
9	1:44.433	21.468	50.280	32.685	251.5	15:45.412							
10	1:45.241	21.448	50.335	33.458	241.6	17:30.653							
11	1:44.466	21.288	50.352	32.826	249.8	19:15.119							
12	1:44.927	21.332	50.453	33.142	246.4	21:00.046							
13	1:45.070	21.491	50.640	32.939	240.0	22:45.116							
14	1:44.519	21.333	50.313	32.873	240.0	24:29.635							
15	1:44.666	21.355	50.393	32.918	247.0	26:14.301							
16	1:45.455	21.810	50.423	33.222	236.9	27:59.756							
17	1:44.924	21.534	50.511	32.879	239.0	29:44.680							
18	1:44.891	21.604	50.634	32.653	240.5	31:29.571							
							14 Hector Garz6 SPA TEAM WIMU CNS TECH3						
1	1:49.443	25.877	51.131	32.435	204.0	1:49.443							
2	1:43.532	21.373	49.896	32.263	231.9	3:32.975							
3	1:43.706	21.710	49.801	32.195	226.7	5:16.681							
4	1:43.465	21.317	49.928	32.220	227.6	7:00.146							
5	1:43.041	21.337	49.580	32.124	241.1	8:43.187							
6	1:42.978	21.282	49.544	32.152	233.4	10:26.165							
7	1:43.304	21.203	49.700	32.401	231.4	12:09.469							
8	1:43.161	21.360	49.658	32.143	239.5	13:52.630							
9	1:43.546	21.480	49.836	32.230	242.1	15:36.176							
10	1:43.505	21.350	49.910	32.245	236.4	17:19.681							
11	1:43.510	21.282	50.012	32.216	238.4	19:03.191							
12	1:43.149	21.219	49.764	32.166	243.7	20:46.340							
13	1:43.972	22.090	49.791	32.091	245.3	22:30.312							
14	1:43.582	21.308	49.906	32.368	233.9	24:13.894							
							20 Dimas Ekky INA ASTRA HONDA RACING TEAM KALEX						
1	1:49.366	26.005	50.929	32.432	209.0	1:49.366							
2	1:44.134	22.199	49.839	32.096	237.9	3:33.500							
3	1:43.481	21.446	49.907	32.128	230.9	5:16.981							
4	1:43.249	21.294	49.897	32.058	230.5	7:00.230							
5	1:43.098	21.547	49.559	31.992	230.5	8:43.328							
6	1:43.139	21.476	49.493	32.170	230.9	10:26.467							
7	1:43.065	21.155	49.646	32.264	236.4	12:09.532							
8	1:43.366	21.471	49.825	32.070	230.9	13:52.898							





Circuito do Estoril / 22-23 July 2017

LORNA



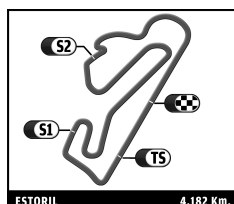
MOTO2
FIM CEV REPSOL CIRCUITO DO ESTORIL
RACE 2

Analysis

Personal Best Session Best B Crossing the finish line in pit lane

Table with columns for Lap, Time, Sector 1, Sector 2, Sector 3, T. Spd, and Elapsed. Includes rider profiles for Federico Fuligni (ITA), Steven Odendaal (RSA), Joe Roberts (USA), and Jayson Uribe (USA) with their respective race results and best times highlighted in green.





MOTO2 FIM CEV REPSOL CIRCUITO DO ESTORIL RACE 2

Analysis

■ Personal Best ■ Session Best B Crossing the finish line in pit lane

Lap	Time	Sector 1	Sector 2	Sector 3	T. Spd	Elapsed
66	Philippe Le Gallo					FRA
YAMAHA LAGLISSE						YAMAHA
1	2:01.349	29.463	56.208	35.678	189.6	2:01.349
2	1:55.905	23.877	56.272	35.756	219.9	3:57.254
3	1:55.840	23.912	55.829	36.099	211.0	5:53.094
4	1:55.469	23.842	55.645	35.982	204.8	7:48.563
5	1:55.292	23.766	55.480	36.046	207.8	9:43.855
6	1:54.750	23.696	55.404	35.650	209.8	11:38.605
7	1:54.910	23.729	55.518	35.663	214.7	13:33.515
8	1:56.859	24.003	55.634	37.222	198.8	15:30.374
9	2:08.595	28.971	1:00.481	39.143	169.2	17:38.969
10	1:55.669	23.832	56.060	35.777	209.8	19:34.638
11	1:56.060	23.835	55.996	36.229	216.0	21:30.698
12	1:57.385	24.170	56.848	36.367	212.7	23:28.083
13	1:55.955	23.765	55.994	36.196	213.1	25:24.038
14	1:56.191	23.624	56.120	36.447	224.4	27:20.229
15	2:00.264	24.115	55.915	40.234	207.8	29:20.493
16	2:05.382	30.503	57.823	37.056	162.2	31:25.875

Lap	Time	Sector 1	Sector 2	Sector 3	T. Spd	Elapsed
75	Ivo Miguel Lopes					POR
EASY RACE MOTO2 TEAM						SUTER
1	1:51.117	26.957	51.116	33.044	204.0	1:51.117
2	1:44.816	21.964	50.063	32.789	238.4	3:35.933
3	1:44.333	21.320	50.273	32.740	239.0	5:20.266
4	1:44.308	21.593	50.084	32.631	232.4	7:04.574
5	1:44.826	21.496	50.590	32.740	235.4	8:49.400
6	1:43.895	21.455	49.851	32.589	235.4	10:33.295
7	1:44.297	21.431	50.112	32.754	231.4	12:17.592
8	1:44.400	21.441	50.139	32.820	230.9	14:01.992
9	1:44.703	21.511	50.281	32.911	232.9	15:46.695
10	1:44.415	21.486	50.106	32.823	236.4	17:31.110
11	1:45.301	21.875	50.665	32.761	225.3	19:16.411
12	1:44.437	21.331	50.165	32.941	236.4	21:00.848
13	1:44.831	21.560	50.332	32.939	231.4	22:45.679
14	1:44.620	21.635	50.273	32.712	228.5	24:30.299
15	1:44.497	21.371	50.218	32.908	239.5	26:14.796
16	1:44.623	21.588	50.246	32.789	233.9	27:59.419
17	1:45.036	21.664	50.089	33.283	235.4	29:44.455
18	1:44.466	21.509	50.083	32.874	240.0	31:28.921

Lap	Time	Sector 1	Sector 2	Sector 3	T. Spd	Elapsed
76	Hiroki Ono					JPN
NTS SPORTSCODE T.PRO						NTS
1	1:50.363	26.716	50.956	32.691	213.1	1:50.363
2	1:44.011	21.498	49.999	32.514	233.4	3:34.374
3	1:43.821	21.326	49.977	32.518	241.6	5:18.195
4	1:44.352	21.623	50.167	32.562	236.9	7:02.547
5	1:45.275	21.998	50.398	32.879	230.9	8:47.822
6	1:44.862	21.617	50.418	32.827	242.1	10:32.684
7	1:44.594	21.623	50.388	32.583	237.4	12:17.278
8	1:44.311	21.557	50.207	32.547	235.4	14:01.589
9	1:44.199	21.478	50.137	32.584	236.4	15:45.788
10	1:45.087	21.510	50.446	33.131	240.0	17:30.875
11	1:45.192	22.186	50.314	32.692	225.7	19:16.067
12	1:44.442	21.227	50.277	32.938	240.5	21:00.509
13	1:44.817	21.517	50.357	32.943	237.4	22:45.326
14	1:44.592	21.572	50.224	32.796	229.5	24:29.918

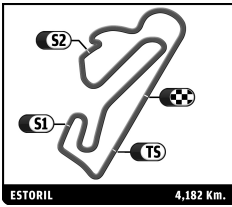
15	1:44.471	21.379	50.289	32.803	240.5	26:14.389
16	1:44.920	21.569	50.410	32.941	240.0	27:59.309
17	1:45.168	21.623	50.204	33.341	240.5	29:44.477
18	1:44.757	21.622	50.393	32.742	233.4	31:29.234

Lap	Time	Sector 1	Sector 2	Sector 3	T. Spd	Elapsed
88	Ricky Cardús					SPA
TEAM STYLOBIKE						KALEX
1	1:49.582	26.260	50.908	32.414	202.5	1:49.582
2	1:43.425	21.431	49.771	32.223	231.9	3:33.007
3	1:43.318	21.550	49.456	32.312	234.4	5:16.325
4	1:42.636	21.241	49.365	32.030	239.5	6:58.961
5	1:42.594	21.085	49.382	32.127	234.9	8:41.555
6	1:42.236	21.078	49.285	31.873	236.9	10:23.791
7	1:42.924	21.226	49.560	32.138	234.9	12:06.715
8	1:42.752	21.566	49.172	32.014	249.2	13:49.467
9	1:42.560	21.142	49.048	32.370	239.0	15:32.027
10	1:42.064	21.017	49.011	32.036	241.1	17:14.091
11	1:42.259	21.049	49.097	32.113	238.4	18:56.350
12	1:42.610	21.088	49.342	32.180	244.3	20:38.960
13	1:43.134	21.570	49.491	32.073	240.0	22:22.094
14	1:44.265	21.419	50.666	32.180	231.9	24:06.359
15	1:43.863	22.283	49.527	32.053	232.4	25:50.222
16	1:42.978	21.242	49.643	32.093	237.4	27:33.200
17	1:43.085	21.454	49.246	32.385	239.0	29:16.285
18	2:33.171	21.142	49.390	1:22.639	243.7	31:49.456





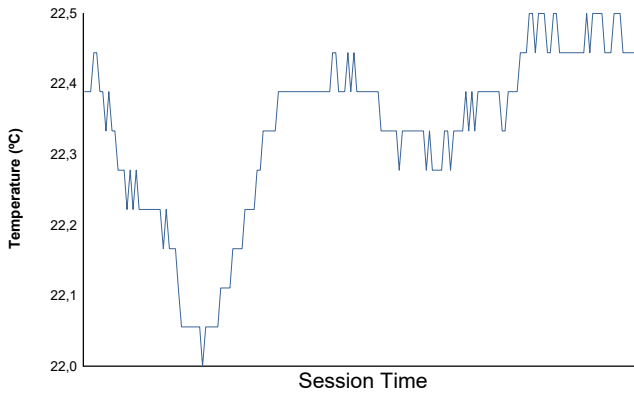
Circuito do Estoril / 22-23 July 2017



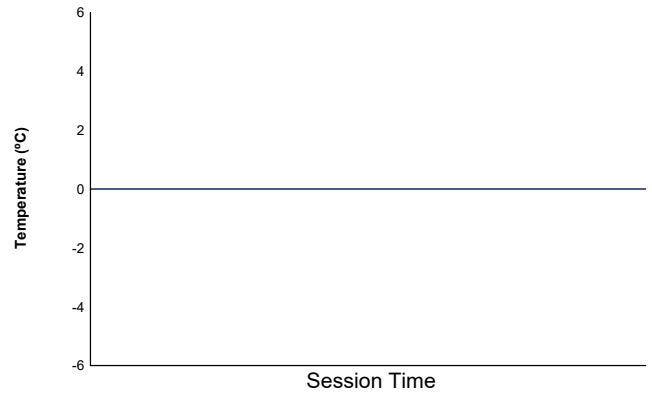
FIM CEV REPSOL CIRCUITO DO ESTORIL MOTO2 RACE 2

Weather Report

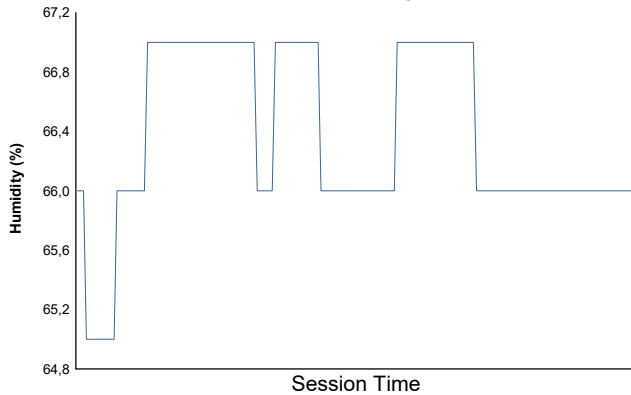
Air Temperature



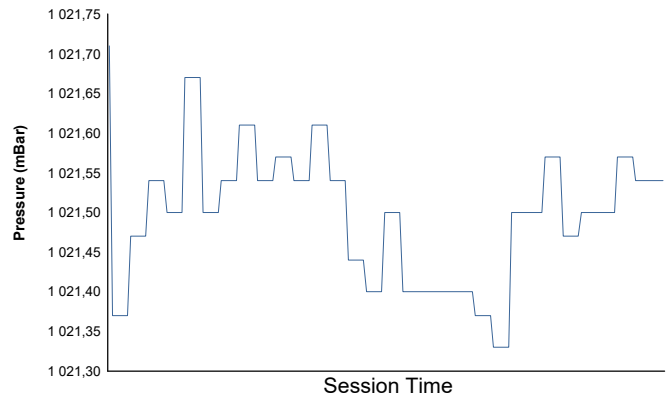
Track Temperature



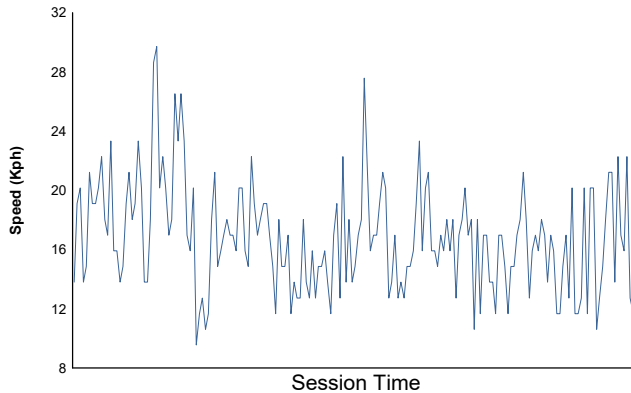
Humidity



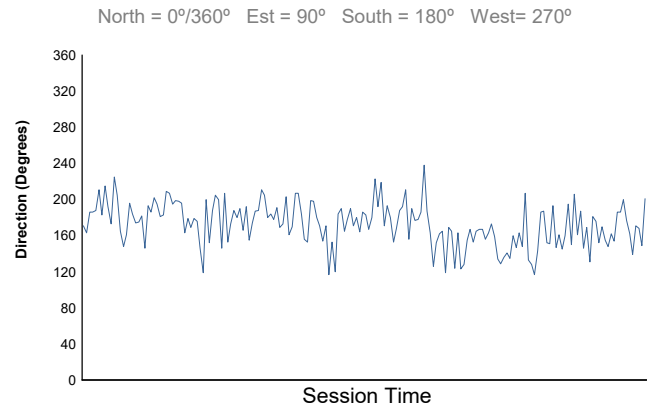
Pressure



Wind Speed



Wind direction

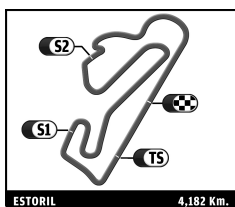


Track Status: **DRY**





Circuito do Estoril / 22-23 July 2017



MOTO2 FIM CEV REPSOL CIRCUITO DO ESTORIL RACE 2

Entry List

Nr. Rider	Nat	Team	Bike	Class
2 Carlos Mercier	POR	TEAM HIPOP&OACUTE	YAMAHA	Superstock 600
3 Lukas Tulovic	GER	FORWARD JUNIOR TEAM	KALEX	
14 Hector Garzó	SPA	TEAM WIMU CNS	TECH3	
17 Marc Luna	SPA	TEAM WIMU CNS	TECH3	
18 Xavier Cardelus	AND	TEAM STYLOBIKE	KALEX	
20 Dimas Ekky	INA	ASTRA HONDA RACING TEAM	KALEX	
22 Federico Fuligni	ITA	FORWARD JUNIOR TEAM	KALEX	
27 Joe Roberts	USA	AGR TEAM	KALEX	
36 Jayson Uribe	USA	AGR TEAM	KALEX	
44 Steven Odendaal	RSA	NTS SPORTSCODE T.PRO	NTS	
51 Eric Granado	BRA	PROMORACING	KALEX	
66 Philippe Le Gallo	FRA	YAMAHA LAGLISSE	YAMAHA	Superstock 600
75 Ivo Miguel Lopes	POR	EASY RACE MOTO2 TEAM	SUTER	
76 Hiroki Ono	JPN	NTS SPORTSCODE T.PRO	NTS	
88 Ricky Cardús	SPA	TEAM STYLOBIKE	KALEX	

15 Competitors

Published at:

Race Director:	Timekeeper:
----------------	-------------

