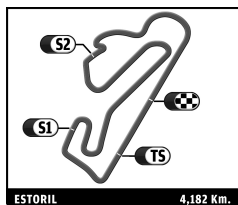




Circuito do Estoril / 22-23 July 2017

DORNA



MOTO2

FIM CEV REPSOL CIRCUITO DO ESTORIL

RACE 1 ((18 laps, 75,3 km.))

Provisional Classification

Rider	Nat	Team	Bike	Tyres	Cl.	Laps	Total Time	Gap	Kph	Best Lap			
										Lap	Time	Kph	
1	51	Eric Granado	BRA	PROMORACING	KALEX	18	30:59.948	-	145.7	4	1:42.169	147.4	
2	88	Ricky Cardús	SPA	TEAM STYLOBIKE	KALEX	18	31:00.724	+0.776	145.6	2	1:42.696	146.6	
3	44	Steven Odendaal	RSA	NTS SPORTSCODE T.PRO	NTS	18	31:00.737	+0.789	145.6	2	1:42.591	146.7	
4	3	Lukas Tulovic	GER	FORWARD JUNIOR TEAM	KALEX	18	31:05.176	+5.228	145.3	3	1:42.618	146.7	
5	14	Hector Garzó	SPA	TEAM WIMU CNS	TECH3	18	31:05.392	+5.444	145.3	12	1:42.959	146.2	
6	22	Federico Fuligni	ITA	FORWARD JUNIOR TEAM	KALEX	18	31:16.033	+16.085	144.5	8	1:43.498	145.5	
7	20	Dimas Ekky	INA	ASTRA HONDA RACING TEAM	KALEX	18	31:16.101	+16.153	144.4	4	1:43.390	145.6	
8	76	Hiroki Ono	JPN	NTS SPORTSCODE T.PRO	NTS	18	31:26.095	+26.147	143.7	3	1:43.605	145.3	
9	75	Ivo Miguel Lopes	POR	EASY RACE MOTO2 TEAM	SUTER	18	31:43.955	+44.007	142.3	8	1:44.296	144.4	
10	17	Marc Luna	SPA	TEAM WIMU CNS	TECH3	18	31:53.688	+53.740	141.6	2	1:44.935	143.5	
11	27	Joe Roberts	USA	AGR TEAM	KALEX	18	32:09.977	+1:10.029	140.4	3	1:42.575	146.8	
12	2	Carlos Mercier	POR	TEAM HIPOP&OACUTE	YAMAHA	Super	17	32:23.665	1 Lap	131.7	3	1:52.509	133.8
13	66	Philippe Le Gallo	FRA	YAMAHA LAGLISSE	YAMAHA	Super	16	32:10.437	2 Laps	124.8	9	1:57.031	128.6

Not classified:

18	Xavier Cardelus	AND	TEAM STYLOBIKE	KALEX		14	27:16.157			2	1:43.834	145.0
36	Jayson Uribe	USA	AGR TEAM	KALEX		1	2:57.360					

Pole Position

L. Tulovic **1:42.429** 147.0 Kph

Fastest Lap

Lap 4 Eric Granado **1:42.169** 147.4 Kph

Published at:

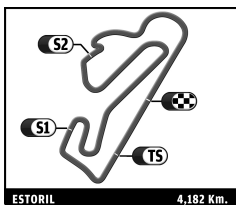
Track Status: **DRY**

Race Director:	Timekeeper:
----------------	-------------





Circuito do Estoril / 22-23 July 2017



MOTO2 FIM CEV REPSOL CIRCUITO DO ESTORIL RACE 1

Provisional Classification by Class

Nr.	Rider	Nat	Team	Bike	Time	Lap Total	Gap	Kph
Superstock 600								
1	2 Carlos Mercier	POR	TEAM HIPOP&OACUTE	YAMAHA	1:52.509	3 17		133.8
2	66 Philippe Le Gallo	FRA	YAMAHA LAGLISSE	YAMAHA	1:57.031	9 16	1 Laps 1 Laps	128.6

Published at:

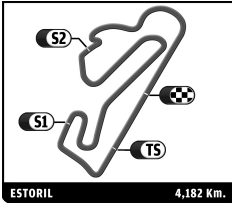
Track Status: **DRY**

Race Director:	Timekeeper:
----------------	-------------





Circuito do Estoril / 22-23 July 2017



MOTO2 FIM CEV REPSOL CIRCUITO DO ESTORIL RACE 1

Lap Chart

LAP

Nr	Pos	Grid	1	2	3	4	5	6	7	8	9	10	11	12	13	14	15	16	17	18
3	1	3	88	88	88	88	88	88	88	88	88	88	88	88	88	88	88	88	51	51
51	2	51	3	44	44	44	44	44	44	44	3	3	44	51	51	51	44	51	88	88
88	3	88	44	3	3	51	51	51	51	3	44	44	51	44	44	44	51	44	44	44
44	4	44	51	51	51	3	3	3	3	51	51	51	3	3	3	3	3	3	3	3
27	5	27	14	14	27	14	14	14	14	14	14	14	14	14	14	14	14	14	14	14
22	6	22	20	27	14	20	20	20	20	20	20	20	20	22	22	22	22	22	22	22
14	7	14	27	20	20	22	22	22	22	22	22	22	22	20	20	20	20	20	20	20
20	8	20	22	22	22	18	18	76	76	76	76	76	76	76	76	76	76	76	76	76
75	9	75	18	18	18	76	76	18	18	18	75	75	75	75	75	75	75	75	75	75
18	10	18	76	76	76	75	75	75	75	75	17	17	17	17	17	17	17	17	17	17
36	11	36	75	17	75	17	17	17	17	17	18	27	27	27	27	27	27	27	27	27
76	12	76	17	75	17	27	27	27	27	27	2	2	2	2	2	2	2	2	2	2
17	13	17	2	2	2	2	2	2	2	2	18	18	18	18	18	18	66	66		
2	14	2	66	66	66	66	66	66	66	66	66	66	66	66	66	66				
66	15	66	36																	





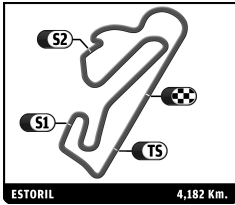
Moto3
WORLD CHAMPIONSHIP

Moto2
EUROPEAN CHAMPIONSHIP

EUROPEAN
Talent CUP

Circuito do Estoril / 22-23 July 2017

DORNA



MOTO2

FIM CEV REPSOL CIRCUITO DO ESTORIL

RACE 1

Best Sector Times

SECTOR 1			SECTOR 2		SECTOR 3		Pos	Rider	Ideal Lap	Best Lap	
Pos	Rider	Time	Rider	Time	Rider	Time					
1	44 S.Odendaal	20.976	51 E.Granado	49.130	51 E.Granado	31.800	1	51 E.Granado	1:42.028	1:42.169	(1)
2	88 R.Cardús	20.978	27 J.Roberts	49.212	3 L.Tulovic	31.971	2	44 S.Odendaal	1:42.307	1:42.591	(3)
3	3 L.Tulovic	21.021	44 S.Odendaal	49.321	14 H.Garzó	32.010	3	3 L.Tulovic	1:42.435	1:42.618	(4)
4	51 E.Granado	21.098	88 R.Cardús	49.343	44 S.Odendaal	32.010	4	88 R.Cardús	1:42.477	1:42.696	(5)
5	14 H.Garzó	21.144	3 L.Tulovic	49.443	27 J.Roberts	32.112	5	27 J.Roberts	1:42.533	1:42.575	(2)
6	27 J.Roberts	21.209	14 H.Garzó	49.599	88 R.Cardús	32.156	6	14 H.Garzó	1:42.753	1:42.959	(6)
7	20 D.Ekky	21.214	22 F.Fuligni	49.667	22 F.Fuligni	32.222	7	22 F.Fuligni	1:43.107	1:43.498	(8)
8	22 F.Fuligni	21.218	20 D.Ekky	49.669	20 D.Ekky	32.312	8	20 D.Ekky	1:43.195	1:43.390	(7)
9	18 X.Cardelus	21.244	76 H.Ono	49.725	76 H.Ono	32.403	9	76 H.Ono	1:43.454	1:43.605	(9)
10	76 H.Ono	21.326	18 X.Cardelus	49.879	18 X.Cardelus	32.558	10	18 X.Cardelus	1:43.681	1:43.834	(10)
11	75 I.Lopes	21.370	75 I.Lopes	50.071	75 I.Lopes	32.783	11	75 I.Lopes	1:44.224	1:44.296	(11)
12	17 M.Luna	21.632	17 M.Luna	50.321	17 M.Luna	32.951	12	17 M.Luna	1:44.904	1:44.935	(12)
13	2 C.Mercier	23.192	2 C.Mercier	53.652	2 C.Mercier	35.192	13	2 C.Mercier	1:52.036	1:52.509	(13)
14	66 P.Le Gallo	24.105	66 P.Le Gallo	56.397	66 P.Le Gallo	36.333	14	66 P.Le Gallo	1:56.835	1:57.031	(14)





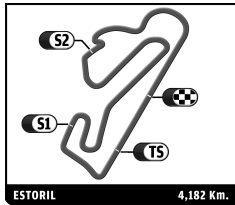
Moto3 JUNIOR
WORLD CHAMPIONSHIP

Moto2
EUROPEAN CHAMPIONSHIP

EUROPEAN
Talent CUP

Circuito do Estoril / 22-23 July 2017

DORNA



MOTO2

FIM CEV REPSOL CIRCUITO DO ESTORIL After RACE 1

Event maximum speed

Rider	Team	Bike	Class	T. Speed	Lap	Session
76 Hiroki Ono	NTS SPORTSCODE T.PRO	NTS		261.7	10	Qualifying Practice 2
3 Lukas Tulovic	FORWARD JUNIOR TEAM	KALEX		259.8	8	Warm Up
44 Steven Odendaal	NTS SPORTSCODE T.PRO	NTS		259.2	4	Qualifying Practice 1
22 Federico Fuligni	FORWARD JUNIOR TEAM	KALEX		257.4	10	Qualifying Practice 1
36 Jayson Uribe	AGR TEAM	KALEX		256.8	5	Qualifying Practice 1
14 Hector Garzó	TEAM WIMU CNS	TECH3		256.2	18	Qualifying Practice 2
27 Joe Roberts	AGR TEAM	KALEX		256.2	10	Qualifying Practice 1
17 Marc Luna	TEAM WIMU CNS	TECH3		255.6	12	Qualifying Practice 2
18 Xavier Cardelus	TEAM STYLOBIKE	KALEX		255.0	6	Qualifying Practice 1
88 Ricky Cardús	TEAM STYLOBIKE	KALEX		252.7	16	Qualifying Practice 2
20 Dimas Ekky	ASTRA HONDA RACING TEAM	KALEX		250.9	15	Qualifying Practice 2
51 Eric Granado	PROMORACING	KALEX		247.6	17	Qualifying Practice 2
75 Ivo Miguel Lopes	EASY RACE MOTO2 TEAM	SUTER		247.6	11	RACE 1
66 Philippe Le Gallo	YAMAHA LAGLISSE	YAMAHA	Supersto	241.6	9	Qualifying Practice 2
2 Carlos Mercier	TEAM HIPOP&OACUTE	YAMAHA	Supersto	236.9	13	Qualifying Practice 1





Moto3
WORLD CHAMPIONSHIP

Moto2
EUROPEAN CHAMPIONSHIP

EUROPEAN
Talent CUP

Circuito do Estoril / 22-23 July 2017

DORNA



MOTO2

FIM CEV REPSOL CIRCUITO DO ESTORIL RACE 1

Leader Sequence

Nr	Rider	Team	Bike	Start	End Lap	Laps	Total Laps
88	Ricky Cardús	TEAM STYLOBIKE	KALEX	1	16	16	16
51	Eric Granado	PROMORACING	KALEX	17	18	2	2
Superstock 600							
2	Carlos Mercier	TEAM HIPOP&OACUTE	YAMAHA	1	17	17	17





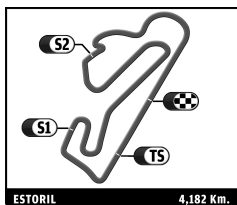
Moto3 JUNIOR
WORLD CHAMPIONSHIP

Moto2
EUROPEAN CHAMPIONSHIP

EUROPEAN
Talent CUP

Circuito do Estoril / 22-23 July 2017

DORNA



MOTO2

FIM CEV REPSOL CIRCUITO DO ESTORIL RACE 1

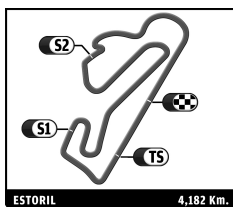
Fastest Lap Sequence

Practice Time	Rider	Team	Bike	Class	Time	Kph	Lap
3:30.123	88 Ricky Cardús	TEAM STYLOBIKE	KALEX		1:42.696	146.6	2
3:30.320	44 Steven Odendaal	NTS SPORTSCODE T.PRO	NTS		1:42.591	146.7	2
3:30.937	51 Eric Granado	PROMORACING	KALEX		1:42.429	147.0	2
6:55.854	51 Eric Granado	PROMORACING	KALEX		1:42.169	147.4	4





Circuito do Estoril / 22-23 July 2017



MOTO2 FIM CEV REPSOL CIRCUITO DO ESTORIL RACE 1

Analysis by lap

Lapped

Nr	Lap Time	Gap	Nr	Lap Time	Gap	Nr	Lap Time	Gap	Nr	Lap Time	Gap	Nr	Lap Time	Gap
Lap 1			20	1:43.390	4.525	Lap 8			76	1:44.444	15.883	44	1:42.977	0.158
88	1:47.427		22	1:43.715	5.023	88	1:43.321		75	1:46.057	22.380	51	1:43.196	0.294
3	1:47.695	0.268	18	1:44.173	6.456	44	1:43.318	0.046	17	1:46.084	31.159	3	1:43.638	3.267
44	1:47.729	0.302	76	1:44.157	6.666	3	1:43.044	0.162	18	3:28.738	1 Lap	14	1:43.632	4.515
51	1:48.508	1.081	75	1:44.669	10.854	51	1:43.501	0.509	27	1:45.567	54.983	22	1:43.969	12.896
14	1:48.719	1.292	17	1:45.093	11.623	14	1:43.185	3.760	66	1:59.400	1 Lap	20	1:44.011	13.220
20	1:49.317	1.890	27	2:18.280	37.490	20	1:43.897	6.619	66			76	1:44.475	20.470
27	1:49.324	1.897	2	1:52.918	40.551	22	1:43.498	6.864	Lap 12			75	1:46.412	34.032
22	1:49.542	2.115	66	1:58.287	1:03.765	66	2:04.474	1 Lap	88	1:43.075		17	1:46.106	44.338
18	1:50.252	2.825	Lap 5			76	1:44.491	12.987	51	1:43.260	0.430	2	1:56.124	1 Lap
76	1:50.640	3.213	88	1:42.983		18	1:45.727	14.287	44	1:43.505	0.604	27	1:45.059	1:03.832
75	1:51.145	3.718	44	1:43.187	0.308	75	1:44.296	15.858	3	1:43.988	1.746	18	2:10.400	1 Lap
17	1:51.494	4.067	51	1:43.276	0.481	17	1:45.917	22.450	14	1:42.959	3.309	Lap 16		
2	1:57.656	10.229	3	1:42.803	0.701	27	1:45.412	49.045	20	1:44.248	10.606	88	1:43.393	
66	2:05.090	17.663	14	1:43.358	3.424	2	1:53.157	1:19.226	2	1:59.448	1 Lap	51	1:43.329	0.230
36	2:57.360	1:09.933	20	1:43.485	5.027	Lap 9			76	1:44.064	16.872	44	1:43.628	0.393
Lap 2			22	1:43.674	5.714	88	1:43.124		75	1:45.430	24.735	3	1:43.849	3.723
88	1:42.696		18	1:44.299	7.772	3	1:43.017	0.055	17	1:45.903	33.987	14	1:43.130	4.252
44	1:42.591	0.197	76	1:44.192	7.875	44	1:43.237	0.159	18	1:48.542	1 Lap	22	1:44.196	13.699
3	1:43.082	0.654	75	1:44.557	12.428	51	1:43.041	0.426	66	1:59.497	1 Lap	76	1:44.868	21.945
14	1:42.429	0.814	17	1:46.160	14.800	14	1:43.051	3.687	Lap 13			66	1:59.961	2 Laps
14	1:43.286	1.882	27	1:47.643	42.150	20	1:44.212	7.707	88	1:42.731		75	1:46.262	36.901
27	1:42.977	2.178	2	1:52.855	50.423	22	1:44.196	7.936	51	1:42.374	0.073	17	1:46.351	47.296
20	1:43.964	3.158	66	1:57.673	1:18.455	76	1:44.292	14.155	44	1:42.748	0.621	2	1:55.175	1 Lap
22	1:43.848	3.267	Lap 6			75	1:45.102	17.836	3	1:43.697	2.712	27	1:45.128	1:05.567
18	1:43.834	3.963	88	1:43.032		17	1:46.322	25.648	14	1:43.135	3.713	Lap 17		
76	1:43.930	4.447	44	1:42.815	0.091	66	2:07.883	1 Lap	22	1:43.761	11.324	51	1:43.000	
17	1:44.935	6.306	51	1:42.777	0.226	18	2:05.756	36.919	20	1:43.930	11.805	88	1:43.474	0.244
75	1:45.338	6.360	3	1:43.124	0.793	27	1:44.951	50.872	76	1:43.700	17.841	44	1:43.338	0.501
2	1:53.134	20.667	14	1:43.431	3.823	2	1:52.893	1:28.995	2	1:52.581	1 Lap	3	1:43.768	4.261
66	1:58.348	33.315	20	1:43.745	5.740	Lap 10			17	1:46.385	37.641	14	1:43.324	4.346
Lap 3			22	1:43.861	6.543	88	1:43.281		18	1:49.393	1 Lap	22	1:44.118	14.587
88	1:42.729		76	1:44.722	9.565	3	1:43.343	0.117	27	1:45.573	57.481	20	1:44.009	14.721
44	1:42.702	0.170	18	1:45.376	10.116	44	1:43.271	0.149	66	1:58.204	1 Lap	76	1:44.760	23.475
3	1:42.618	0.543	75	1:44.620	14.016	51	1:43.150	0.295	Lap 14			75	1:46.596	40.267
51	1:42.748	0.833	17	1:45.976	17.744	14	1:43.120	3.526	88	1:43.374		17	1:46.485	50.551
27	1:42.575	2.024	2	1:52.600	59.991	20	1:44.231	8.657	51	1:43.381	0.080	66	2:04.116	2 Laps
14	1:43.043	2.196	66	1:58.173	1:33.596	22	1:44.143	8.798	44	1:42.916	0.163	27	1:44.866	1:07.203
20	1:43.520	3.949	Lap 7			76	1:43.828	14.702	3	1:43.273	2.611	2	1:55.373	1 Lap
22	1:43.584	4.122	88	1:43.604		75	1:45.031	19.586	14	1:43.526	3.865	Lap 18		
18	1:43.863	5.097	44	1:43.562	0.049	17	1:45.971	28.338	22	1:43.959	11.909	51	1:42.889	
76	1:43.605	5.323	51	1:43.707	0.329	66	1:57.031	1 Lap	20	1:43.760	12.191	88	1:43.421	0.776
75	1:45.368	8.999	3	1:43.250	0.439	27	1:45.088	52.679	76	1:44.510	18.977	44	1:43.177	0.789
17	1:45.767	9.344	14	1:43.677	3.896	2	1:54.243	1:39.957	75	1:46.341	30.602	3	1:43.856	5.228
2	1:52.509	30.447	20	1:43.907	6.043	Lap 11			2	1:53.694	1 Lap	14	1:43.987	5.444
66	1:57.706	48.292	22	1:43.748	6.687	88	1:43.263		17	1:46.947	41.214	22	1:44.387	16.085
Lap 4			76	1:45.856	11.817	44	1:43.288	0.174	18	1:50.435	1 Lap	20	1:44.321	16.153
88	1:42.814		18	1:45.369	11.881	51	1:43.213	0.245	27	1:45.066	1:01.755	76	1:45.561	26.147
44	1:42.748	0.104	75	1:44.471	14.883	3	1:43.979	0.833	Lap 15			75	1:46.629	44.007
51	1:42.169	0.188	17	1:45.714	19.854	14	1:43.162	3.425	88	1:42.982		17	1:46.078	53.740
3	1:43.152	0.881	27	1:45.326	46.954	20	1:44.039	9.433				27	1:45.715	1:10.029
14	1:43.667	3.049	2	1:53.003	1:09.390	22	1:43.921	9.456						





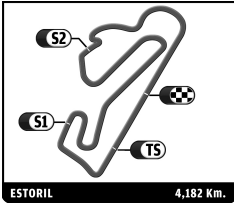
Moto3 JUNIOR
WORLD CHAMPIONSHIP

Moto2
EUROPEAN CHAMPIONSHIP

**EUROPEAN
Talent CUP**

Circuito do Estoril / 22-23 July 2017

DORVA FMP25



MOTO2

FIM CEV REPSOL CIRCUITO DO ESTORIL

RACE 1

Analysis by lap

Lapped

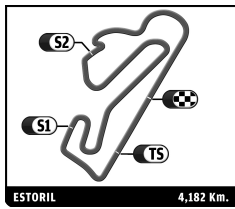
Nr	Lap Time	Gap	Nr	Lap Time	Gap	Nr	Lap Time	Gap	Nr	Lap Time	Gap
66	1:58.214	2 Laps									
2	1:56.302	1 Lap									





Circuito do Estoril / 22-23 July 2017

LORNA



MOTO2 FIM CEV REPSOL CIRCUITO DO ESTORIL RACE 1

Analysis

Personal Best Session Best B Crossing the finish line in pit lane

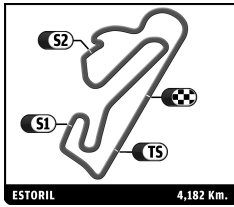
Lap	Time	Sector 1	Sector 2	Sector 3	T. Spd	Elapsed	Lap	Time	Sector 1	Sector 2	Sector 3	T. Spd	Elapsed	
2	Carlos Mercier POR							14	1:43.526	21.249	50.000	32.277	238.4	24:11.319
	TEAM HIPOP&OACUTE YAMAHA							15	1:43.632	21.289	50.069	32.274	239.5	25:54.951
1	1:57.656	27.889	54.216	35.551	202.9	1:57.656	16	1:43.130	21.233	49.778	32.119	239.0	27:38.081	
2	1:53.134	23.251	54.340	35.543	226.2	3:50.790	17	1:43.324	21.151	49.882	32.291	241.1	29:21.405	
3	1:52.509	23.192	54.125	35.192	227.6	5:43.299	18	1:43.987	21.238	50.235	32.514	241.1	31:05.392	
4	1:52.918	23.292	54.122	35.504	229.5	7:36.217								
5	1:52.855	23.340	54.106	35.409	230.0	9:29.072								
6	1:52.600	23.356	53.994	35.250	231.4	11:21.672								
7	1:53.003	23.218	54.134	35.651	231.4	13:14.675								
8	1:53.157	23.594	53.746	35.817	223.4	15:07.832								
9	1:52.893	23.354	53.997	35.542	223.0	17:00.725								
10	1:54.243	23.973	54.168	36.102	230.5	18:54.968								
11	1:59.448	24.502	57.725	37.221	227.6	20:54.416								
12	1:52.581	23.462	53.652	35.467	235.9	22:46.997								
13	1:53.694	23.433	54.003	36.258	232.4	24:40.691								
14	1:56.124	23.676	54.513	37.935	213.9	26:36.815								
15	1:55.175	23.916	54.476	36.783	215.6	28:31.990								
16	1:55.373	23.729	54.540	37.104	220.3	30:27.363								
17	1:56.302	24.127	55.411	36.764	227.1	32:23.665								
3	Lukas Tulovic GER													
	FORWARD JUNIOR TEAM KALEX													
1	1:47.695	25.168	50.180	32.347	202.9	1:47.695								
2	1:43.082	21.259	49.852	31.971	248.7	3:30.777								
3	1:42.618	21.148	49.472	31.998	243.7	5:13.395								
4	1:43.152	21.122	49.773	32.257	244.8	6:56.547								
5	1:42.803	21.130	49.443	32.230	243.2	8:39.350								
6	1:43.124	21.250	49.645	32.229	244.8	10:22.474								
7	1:43.250	21.160	49.814	32.276	241.6	12:05.724								
8	1:43.044	21.266	49.547	32.231	248.7	13:48.768								
9	1:43.017	21.104	49.608	32.305	247.0	15:31.785								
10	1:43.343	21.298	49.631	32.414	250.4	17:15.128								
11	1:43.979	21.589	49.911	32.479	255.0	18:59.107								
12	1:43.988	21.514	49.913	32.561	240.0	20:43.095								
13	1:43.697	21.219	49.871	32.607	250.4	22:26.792								
14	1:43.273	21.021	49.860	32.392	252.7	24:10.065								
15	1:43.638	21.115	50.020	32.503	254.4	25:53.703								
16	1:43.849	21.450	50.019	32.380	258.0	27:37.552								
17	1:43.768	21.236	50.077	32.455	253.8	29:21.320								
18	1:43.856	21.155	50.113	32.588	253.8	31:05.176								
14	Hector Garzó SPA													
	TEAM WIMU CNS TECH3													
1	1:48.719	25.709	50.508	32.502	210.2	1:48.719								
2	1:43.286	21.201	49.873	32.212	233.4	3:32.005								
3	1:43.043	21.215	49.818	32.010	240.0	5:15.048								
4	1:43.667	21.361	50.199	32.107	232.4	6:58.715								
5	1:43.358	21.364	49.734	32.260	244.8	8:42.073								
6	1:43.431	21.292	49.766	32.373	244.3	10:25.504								
7	1:43.677	21.777	49.674	32.226	245.9	12:09.181								
8	1:43.185	21.144	49.837	32.204	243.7	13:52.366								
9	1:43.051	21.236	49.623	32.192	245.3	15:35.417								
10	1:43.120	21.350	49.645	32.125	245.9	17:18.537								
11	1:43.162	21.323	49.687	32.152	238.4	19:01.699								
12	1:42.959	21.199	49.599	32.161	240.5	20:44.658								
13	1:43.135	21.169	49.775	32.191	241.6	22:27.793								
17	Marc Luna SPA													
	TEAM WIMU CNS TECH3													
1	1:51.494	27.486	51.057	32.951	206.7	1:51.494								
2	1:44.935	21.632	50.321	32.982	236.4	3:36.429								
3	1:45.767	21.990	50.486	33.291	227.6	5:22.196								
4	1:45.093	21.695	50.434	32.964	230.0	7:07.289								
5	1:46.160	22.210	50.533	33.417	243.2	8:53.449								
6	1:45.976	21.837	50.815	33.324	233.9	10:39.425								
7	1:45.714	21.738	50.671	33.305	234.9	12:25.139								
8	1:45.917	21.904	50.687	33.326	242.1	14:11.056								
9	1:46.322	21.848	51.033	33.441	242.6	15:57.378								
10	1:45.971	21.877	50.743	33.351	236.9	17:43.349								
11	1:46.084	21.750	50.899	33.435	238.4	19:29.433								
12	1:45.903	21.730	50.792	33.381	238.4	21:15.336								
13	1:46.385	22.260	50.693	33.432	249.2	23:01.721								
14	1:46.947	22.069	51.250	33.628	244.8	24:48.668								
15	1:46.106	21.828	50.746	33.532	235.9	26:34.774								
16	1:46.351	21.747	51.069	33.535	240.0	28:21.125								
17	1:46.485	21.822	50.897	33.766	236.9	30:07.610								
18	1:46.078	21.725	50.939	33.414	240.5	31:53.688								
18	Xavier Cardelus AND													
	TEAM STYLOBIKE KALEX													
1	1:50.252	26.334	51.309	32.609	211.8	1:50.252								
2	1:43.834	21.277	49.981	32.576	226.7	3:34.086								
3	1:43.863	21.244	49.879	32.740	241.1	5:17.949								
4	1:44.173	21.371	50.244	32.558	242.6	7:02.122								
5	1:44.299	21.274	50.233	32.792	243.7	8:46.421								
6	1:45.376	21.827	50.536	33.013	227.1	10:31.797								
7	1:45.369	21.569	50.704	33.096	237.9	12:17.166								
8	1:45.727	21.763	50.715	33.249	226.7	14:02.893								
9	2:05.756 B	25.753	54.514	45.489	200.3	16:08.649								
10	3:28.738	2:01.253	53.646	33.839		19:37.387								
11	1:48.542	22.062	52.598	33.882	237.4	21:25.929								
12	1:49.393	22.588	52.792	34.013	236.9	23:15.322								
13	1:50.435	22.502	53.489	34.444	229.5	25:05.757								
14	2:10.400 B	22.889	54.144	53.367	227.1	27:16.157								
20	Dimas Ekky INA													
	ASTRA HONDA RACING TEAM KALEX													
1	1:49.317	26.006	50.569	32.742	209.4	1:49.317								
2	1:43.964	21.321	50.323	32.320	234.4	3:33.281								
3	1:43.520	21.315	49.669	32.536	228.5	5:16.801								
4	1:43.390	21.214	49.850	32.326	234.9	7:00.191								
5	1:43.485	21.318	49.855	32.312	234.4	8:43.676								
6	1:43.745	21.220	50.015	32.510	242.6	10:27.421								
7	1:43.907	21.346	50.137	32.424	240.0	12:11.328								
8	1:43.897	21.223	50.108	32.566	242.1	13:55.225								
9	1:44.212	21.448	50.216	32.548	231.9	15:39.437								
10	1:44.231	21.364	50.261	32.606	243.7	17:23.668								
11	1:44.039	21.343	50.158	32.538	241.1	19:07.707								





Circuito do Estoril / 22-23 July 2017

LORNA



MOTO2 FIM CEV REPSOL CIRCUITO DO ESTORIL RACE 1

Analysis

Personal Best Session Best B Crossing the finish line in pit lane

Lap	Time	Sector 1	Sector 2	Sector 3	T. Spd	Elapsed	Lap	Time	Sector 1	Sector 2	Sector 3	T. Spd	Elapsed
12	1:44.248	21.541	50.233	32.474	243.2	20:51.955	2	1:42.591	20.976	49.564	32.051	249.8	3:30.320
13	1:43.930	21.236	50.180	32.514	237.9	22:35.885	3	1:42.702	21.197	49.495	32.010	238.4	5:13.022
14	1:43.760	21.351	49.997	32.412	239.0	24:19.645	4	1:42.748	21.150	49.463	32.135	241.1	6:55.770
15	1:44.011	21.424	50.095	32.492	229.5	26:03.656	5	1:43.187	21.150	49.539	32.498	234.9	8:38.957
16	1:44.115	21.265	50.247	32.603	238.4	27:47.771	6	1:42.815	21.126	49.404	32.285	242.6	10:21.772
17	1:44.009	21.439	50.219	32.351	233.4	29:31.780	7	1:43.562	21.305	49.821	32.436	237.9	12:05.334
18	1:44.321	21.404	50.233	32.684	234.4	31:16.101	8	1:43.318	21.353	49.654	32.311	234.9	13:48.652

22 Federico Fuligni ITA						
FORWARD JUNIOR TEAM KALEX						
1	1:49.542	26.204	50.626	32.712	208.2	1:49.542
2	1:43.848	21.594	50.032	32.222	228.1	3:33.390
3	1:43.584	21.568	49.667	32.349	234.9	5:16.974
4	1:43.715	21.569	49.705	32.441	228.5	7:00.689
5	1:43.674	21.442	49.876	32.356	236.9	8:44.363
6	1:43.861	21.388	49.929	32.544	242.6	10:28.224
7	1:43.748	21.399	49.904	32.445	243.2	12:11.972
8	1:43.498	21.221	49.852	32.425	251.5	13:55.470
9	1:44.196	21.627	49.979	32.590	223.0	15:39.666
10	1:44.143	21.367	50.224	32.552	231.9	17:23.809
11	1:43.921	21.445	50.079	32.397	235.4	19:07.730
12	1:43.913	21.432	49.906	32.575	244.3	20:51.643
13	1:43.761	21.218	50.068	32.475	247.0	22:35.404
14	1:43.959	21.356	50.057	32.546	244.3	24:19.363
15	1:43.969	21.317	50.047	32.605	241.6	26:03.332
16	1:44.196	21.385	50.062	32.749	249.2	27:47.528
17	1:44.118	21.446	50.071	32.601	244.3	29:31.646
18	1:44.387	21.399	50.116	32.872	247.6	31:16.033

27 Joe Roberts USA						
AGR TEAM KALEX						
1	1:49.324	25.831	50.049	33.444	208.2	1:49.324
2	1:42.977	21.479	49.386	32.112	246.4	3:32.301
3	1:42.575	21.229	49.212	32.134	230.0	5:14.876
4	2:18.280	21.209	1:23.966	33.105	239.5	7:33.156
5	1:47.643	23.556	51.181	32.906	243.2	9:20.799
6	1:46.114	21.886	51.242	32.986	242.6	11:06.913
7	1:45.326	21.802	50.584	32.940	248.7	12:52.239
8	1:45.412	21.738	50.825	32.849	236.9	14:37.651
9	1:44.951	21.680	50.499	32.772	245.9	16:22.602
10	1:45.088	21.564	50.663	32.861	241.1	18:07.690
11	1:45.567	21.764	51.034	32.769	242.6	19:53.257
12	1:45.573	22.062	50.534	32.977	248.7	21:38.830
13	1:45.313	21.651	50.776	32.886	237.4	23:24.143
14	1:45.066	21.711	50.506	32.849	241.1	25:09.209
15	1:45.059	21.750	50.305	33.004	250.4	26:54.268
16	1:45.128	21.705	50.543	32.880	235.9	28:39.396
17	1:44.866	21.636	50.272	32.958	242.6	30:24.262
18	1:45.715	21.684	50.701	33.330	245.9	32:09.977

36 Jayson Uribe USA						
AGR TEAM KALEX						
1	2:57.360B	26.424	1:33.526	57.410	211.0	2:57.360

44 Steven Odendaal RSA						
NTS SPORTSCODE T.PRO NTS						
1	1:47.729	25.299	50.292	32.138	207.5	1:47.729

51 Eric Granado BRA						
PROMORACING KALEX						
1	1:48.508	25.566	50.224	32.718	202.9	1:48.508
2	1:42.429	21.188	49.264	31.977	240.0	3:30.937
3	1:42.748	21.362	49.465	31.921	240.0	5:13.685
4	1:42.169	21.239	49.130	31.800	231.9	6:55.854
5	1:43.276	21.293	49.413	32.570	233.9	8:39.130
6	1:42.777	21.177	49.354	32.246	233.9	10:21.907
7	1:43.707	21.346	49.811	32.550	230.5	12:05.614
8	1:43.501	21.538	49.695	32.268	234.9	13:49.115
9	1:43.041	21.382	49.439	32.220	236.9	15:32.156
10	1:43.150	21.229	49.728	32.193	235.4	17:15.306
11	1:43.213	21.690	49.475	32.048	229.5	18:58.519
12	1:43.260	21.476	49.432	32.352	228.5	20:41.779
13	1:42.374	21.098	49.213	32.063	237.9	22:24.153
14	1:43.381	21.450	49.553	32.378	235.4	24:07.534
15	1:43.196	21.322	49.657	32.217	234.9	25:50.730
16	1:43.329	21.280	49.611	32.438	234.9	27:34.059
17	1:43.000	21.204	49.728	32.068	242.1	29:17.059
18	1:42.889	21.143	49.237	32.509	237.4	30:59.948

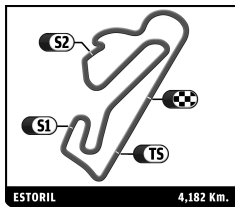
66 Philippe Le Gallo FRA						
YAMAHA LAGLISSE YAMAHA						
1	2:05.090	29.986	57.470	37.634	185.5	2:05.090
2	1:58.348	24.256	57.515	36.577	215.6	4:03.438
3	1:57.706	24.241	56.612	36.853	207.5	6:01.144
4	1:58.287	24.410	57.312	36.565	201.4	7:59.431
5	1:57.673	24.205	56.942	36.526	219.0	9:57.104
6	1:58.173	24.590	57.250	36.333	209.0	11:55.277
7	2:04.474	24.115	58.793	41.566	205.1	13:59.751
8	2:07.883	31.252	1:00.175	36.456	205.1	16:07.634
9	1:57.031	24.105	56.397	36.529	206.7	18:04.665
10	1:59.400	25.253	57.213	36.934	207.5	20:04.065
11	1:59.497	24.691	57.969	36.837	203.2	22:03.562
12	1:58.204	24.232	57.272	36.700	209.4	24:01.766
13	2:06.380	24.183	1:02.701	39.496	205.1	26:08.146
14	1:59.961	25.531	57.639	36.791	210.6	28:08.107
15	2:04.116	27.420	57.837	38.859	200.7	30:12.223
16	1:58.214	24.292	57.218	36.704	207.5	32:10.437





Circuito do Estoril / 22-23 July 2017

DORVA



MOTO2 FIM CEV REPSOL CIRCUITO DO ESTORIL RACE 1

Analysis

■ Personal Best ■ Session Best B Crossing the finish line in pit lane

Lap	Time	Sector 1	Sector 2	Sector 3	T. Spd	Elapsed	Lap	Time	Sector 1	Sector 2	Sector 3	T. Spd	Elapsed	
75	Ivo Miguel Lopes						POR	13	1:42.731	21.013	49.457	32.261	245.3	22:24.080
	EASY RACE MOTO2 TEAM						SUTER	14	1:43.374	21.381	49.471	32.522	244.8	24:07.454
1	1:51.145	26.880	51.180	33.085	204.8	1:51.145	15	1:42.982	21.063	49.522	32.397	250.9	25:50.436	
2	1:45.338	22.374	50.181	32.783	244.3	3:36.483	16	1:43.393	21.218	49.676	32.499	240.5	27:33.829	
3	1:45.368	22.113	50.350	32.905	241.6	5:21.851	17	1:43.474	21.288	50.016	32.170	247.6	29:17.303	
4	1:44.669	21.525	50.360	32.784	244.8	7:06.520	18	1:43.421	21.132	49.489	32.800	232.4	31:00.724	
5	1:44.557	21.463	50.178	32.916	240.5	8:51.077								
6	1:44.620	21.574	50.130	32.916	241.1	10:35.697								
7	1:44.471	21.403	50.071	32.997	241.1	12:20.168								
8	1:44.296	21.370	50.134	32.792	245.3	14:04.464								
9	1:45.102	21.770	50.238	33.094	230.5	15:49.566								
10	1:45.031	21.438	50.440	33.153	242.1	17:34.597								
11	1:46.057	21.812	50.926	33.319	247.6	19:20.654								
12	1:45.430	21.591	50.558	33.281	237.9	21:06.084								
13	1:45.631	21.702	50.714	33.215	241.6	22:51.715								
14	1:46.341	21.734	51.032	33.575	235.4	24:38.056								
15	1:46.412	21.949	51.088	33.375	236.9	26:24.468								
16	1:46.262	21.706	51.186	33.370	242.1	28:10.730								
17	1:46.596	21.831	51.339	33.426	240.5	29:57.326								
18	1:46.629	21.745	51.325	33.559	236.9	31:43.955								
76	Hiroki Ono						JPN							
	NTS SPORTSCODE T.PRO						NTS							
1	1:50.640	26.978	51.053	32.609	211.4	1:50.640								
2	1:43.930	21.482	50.045	32.403	232.4	3:34.570								
3	1:43.605	21.380	49.725	32.500	235.4	5:18.175								
4	1:44.157	21.498	50.176	32.483	228.5	7:02.332								
5	1:44.192	21.326	50.319	32.547	236.9	8:46.524								
6	1:44.722	21.898	50.050	32.774	229.0	10:31.246								
7	1:45.856	22.236	50.834	32.786	246.4	12:17.102								
8	1:44.491	21.339	50.467	32.685	244.8	14:01.593								
9	1:44.292	21.706	49.957	32.629	247.6	15:45.885								
10	1:43.828	21.401	49.948	32.479	252.1	17:29.713								
11	1:44.444	21.463	50.448	32.533	250.4	19:14.157								
12	1:44.064	21.336	50.018	32.710	247.0	20:58.221								
13	1:43.700	21.340	49.798	32.562	247.6	22:41.921								
14	1:44.510	21.716	50.098	32.696	257.4	24:26.431								
15	1:44.475	21.432	50.290	32.753	247.0	26:10.906								
16	1:44.868	21.595	50.528	32.745	243.2	27:55.774								
17	1:44.760	21.377	50.491	32.892	247.6	29:40.534								
18	1:45.561	21.646	50.995	32.920	245.9	31:26.095								
88	Ricky Cardús						SPA							
	TEAM STYLOBIKE						KALEX							
1	1:47.427	25.207	49.824	32.396	205.1	1:47.427								
2	1:42.696	21.042	49.498	32.156	244.8	3:30.123								
3	1:42.729	21.062	49.343	32.324	238.4	5:12.852								
4	1:42.814	21.061	49.452	32.301	246.4	6:55.666								
5	1:42.983	20.978	49.517	32.488	245.3	8:38.649								
6	1:43.032	20.993	49.552	32.487	247.0	10:21.681								
7	1:43.604	21.174	49.831	32.599	249.2	12:05.285								
8	1:43.321	21.113	49.623	32.585	242.1	13:48.606								
9	1:43.124	21.087	49.434	32.603	245.3	15:31.730								
10	1:43.281	21.224	49.492	32.565	244.8	17:15.011								
11	1:43.263	21.255	49.370	32.638	241.1	18:58.274								
12	1:43.075	21.291	49.438	32.346	245.9	20:41.349								





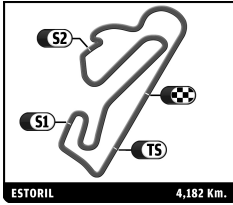
Moto3 JUNIOR
WORLD CHAMPIONSHIP

Moto2
EUROPEAN CHAMPIONSHIP

EUROPEAN
Talent CUP

Circuito do Estoril / 22-23 July 2017

DORNA



MOTO2

FIM CEV REPSOL CIRCUITO DO ESTORIL RACE 1

Best Top Speeds

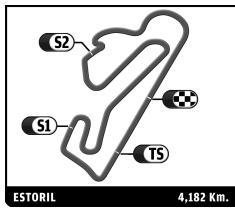
Rider	Team	Top 1		Top 2		Top 3		Top 4		Top 5		Avg
		Kph	Lap	Kph	Lap	Kph	Lap	Kph	Lap	Kph	Lap	
3 Lukas Tulovic	FORWARD JUNIOR TEAM	258.0	16	255.0	11	254.4	15	253.8	18	253.8	17	255,0
76 Hiroki Ono	NTS SPORTSCODE T.PRO	257.4	14	252.1	10	250.4	11	247.6	17	247.6	13	251,0
44 Steven Odendaal	NTS SPORTSCODE T.PRO	256.2	11	249.8	2	246.4	15	243.7	10	242.6	6	247,7
22 Federico Fuligni	FORWARD JUNIOR TEAM	251.5	8	249.2	16	247.6	18	247.0	13	244.3	17	247,9
88 Ricky Cardús	TEAM STYLOBIKE	250.9	15	249.2	7	247.6	17	247.0	6	246.4	4	248,2
27 Joe Roberts	AGR TEAM	250.4	15	248.7	12	248.7	7	246.4	2	245.9	18	248,0
17 Marc Luna	TEAM WIMU CNS	249.2	13	244.8	14	243.2	5	242.6	9	242.1	8	244,4
75 Ivo Miguel Lopes	EASY RACE MOTO2 TEAM	247.6	11	245.3	8	244.8	4	244.3	2	242.1	16	244,8
14 Hector Garzó	TEAM WIMU CNS	245.9	10	245.9	7	245.3	9	244.8	5	244.3	6	245,2
20 Dimas Ekky	ASTRA HONDA RACING TEAM	243.7	10	243.2	12	242.6	6	242.1	8	241.1	11	242,5
18 Xavier Cardelus	TEAM STYLOBIKE	243.7	5	242.6	4	241.1	3	237.9	7	237.4	11	240,5
51 Eric Granado	PROMORACING	242.1	17	240.0	2	240.0	3	237.9	13	237.4	18	239,5
2 Carlos Mercier	TEAM HIPOP&OACUTE	235.9	12	232.4	13	231.4	7	231.4	6	230.5	10	232,3
66 Philippe Le Gallo	YAMAHA LAGLISSE	219.0	5	215.6	2	210.6	14	209.4	12	209.0	6	212,7
36 Jayson Uribe	AGR TEAM	211.0	1									211,0





Circuito do Estoril / 22-23 July 2017

LORNA



MOTO2 FIM CEV REPSOL CIRCUITO DO ESTORIL RACE 1

Analysis

■ Personal Best ■ Session Best B Crossing the finish line in pit lane

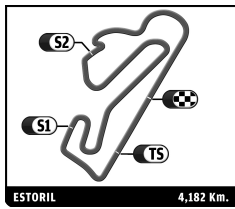
Lap	Time	Sector 1	Sector 2	Sector 3	T. Spd	Elapsed	Lap	Time	Sector 1	Sector 2	Sector 3	T. Spd	Elapsed	
2	Carlos Mercier POR TEAM HIPOP&OACUTE YAMAHA							14	1:43.526	21.249	50.000	32.277	238.4	24:11.319
1	1:57.656	27.889	54.216	35.551	202.9	1:57.656	15	1:43.632	21.289	50.069	32.274	239.5	25:54.951	
2	1:53.134	23.251	54.340	35.543	226.2	3:50.790	16	1:43.130	21.233	49.778	32.119	239.0	27:38.081	
3	1:52.509	23.192	54.125	35.192	227.6	5:43.299	17	1:43.324	21.151	49.882	32.291	241.1	29:21.405	
4	1:52.918	23.292	54.122	35.504	229.5	7:36.217	18	1:43.987	21.238	50.235	32.514	241.1	31:05.392	
5	1:52.855	23.340	54.106	35.409	230.0	9:29.072								
6	1:52.600	23.356	53.994	35.250	231.4	11:21.672								
7	1:53.003	23.218	54.134	35.651	231.4	13:14.675								
8	1:53.157	23.594	53.746	35.817	223.4	15:07.832								
9	1:52.893	23.354	53.997	35.542	223.0	17:00.725								
10	1:54.243	23.973	54.168	36.102	230.5	18:54.968								
11	1:59.448	24.502	57.725	37.221	227.6	20:54.416								
12	1:52.581	23.462	53.652	35.467	235.9	22:46.997								
13	1:53.694	23.433	54.003	36.258	232.4	24:40.691								
14	1:56.124	23.676	54.513	37.935	213.9	26:36.815								
15	1:55.175	23.916	54.476	36.783	215.6	28:31.990								
16	1:55.373	23.729	54.540	37.104	220.3	30:27.363								
17	1:56.302	24.127	55.411	36.764	227.1	32:23.665								
3	Lukas Tulovic GER FORWARD JUNIOR TEAM KALEX													
1	1:47.695	25.168	50.180	32.347	202.9	1:47.695								
2	1:43.082	21.259	49.852	31.971	248.7	3:30.777								
3	1:42.618	21.148	49.472	31.998	243.7	5:13.395								
4	1:43.152	21.122	49.773	32.257	244.8	6:56.547								
5	1:42.803	21.130	49.443	32.230	243.2	8:39.350								
6	1:43.124	21.250	49.645	32.229	244.8	10:22.474								
7	1:43.250	21.160	49.814	32.276	241.6	12:05.724								
8	1:43.044	21.266	49.547	32.231	248.7	13:48.768								
9	1:43.017	21.104	49.608	32.305	247.0	15:31.785								
10	1:43.343	21.298	49.631	32.414	250.4	17:15.128								
11	1:43.979	21.589	49.911	32.479	255.0	18:59.107								
12	1:43.988	21.514	49.913	32.561	240.0	20:43.095								
13	1:43.697	21.219	49.871	32.607	250.4	22:26.792								
14	1:43.273	21.021	49.860	32.392	252.7	24:10.065								
15	1:43.638	21.115	50.020	32.503	254.4	25:53.703								
16	1:43.849	21.450	50.019	32.380	258.0	27:37.552								
17	1:43.768	21.236	50.077	32.455	253.8	29:21.320								
18	1:43.856	21.155	50.113	32.588	253.8	31:05.176								
14	Hector Garzó SPA TEAM WIMU CNS TECH3													
1	1:48.719	25.709	50.508	32.502	210.2	1:48.719								
2	1:43.286	21.201	49.873	32.212	233.4	3:32.005								
3	1:43.043	21.215	49.818	32.010	240.0	5:15.048								
4	1:43.667	21.361	50.199	32.107	232.4	6:58.715								
5	1:43.358	21.364	49.734	32.260	244.8	8:42.073								
6	1:43.431	21.292	49.766	32.373	244.3	10:25.504								
7	1:43.677	21.777	49.674	32.226	245.9	12:09.181								
8	1:43.185	21.144	49.837	32.204	243.7	13:52.366								
9	1:43.051	21.236	49.623	32.192	245.3	15:35.417								
10	1:43.120	21.350	49.645	32.125	245.9	17:18.537								
11	1:43.162	21.323	49.687	32.152	238.4	19:01.699								
12	1:42.959	21.199	49.599	32.161	240.5	20:44.658								
13	1:43.135	21.169	49.775	32.191	241.6	22:27.793								
17	Marc Luna SPA TEAM WIMU CNS TECH3													
1	1:51.494	27.486	51.057	32.951	206.7	1:51.494								
2	1:44.935	21.632	50.321	32.982	236.4	3:36.429								
3	1:45.767	21.990	50.486	33.291	227.6	5:22.196								
4	1:45.093	21.695	50.434	32.964	230.0	7:07.289								
5	1:46.160	22.210	50.533	33.417	243.2	8:53.449								
6	1:45.976	21.837	50.815	33.324	233.9	10:39.425								
7	1:45.714	21.738	50.671	33.305	234.9	12:25.139								
8	1:45.917	21.904	50.687	33.326	242.1	14:11.056								
9	1:46.322	21.848	51.033	33.441	242.6	15:57.378								
10	1:45.971	21.877	50.743	33.351	236.9	17:43.349								
11	1:46.084	21.750	50.899	33.435	238.4	19:29.433								
12	1:45.903	21.730	50.792	33.381	238.4	21:15.336								
13	1:46.385	22.260	50.693	33.432	249.2	23:01.721								
14	1:46.947	22.069	51.250	33.628	244.8	24:48.668								
15	1:46.106	21.828	50.746	33.532	235.9	26:34.774								
16	1:46.351	21.747	51.069	33.535	240.0	28:21.125								
17	1:46.485	21.822	50.897	33.766	236.9	30:07.610								
18	1:46.078	21.725	50.939	33.414	240.5	31:53.688								
18	Xavier Cardelus AND TEAM STYLOBIKE KALEX													
1	1:50.252	26.334	51.309	32.609	211.8	1:50.252								
2	1:43.834	21.277	49.981	32.576	226.7	3:34.086								
3	1:43.863	21.244	49.879	32.740	241.1	5:17.949								
4	1:44.173	21.371	50.244	32.558	242.6	7:02.122								
5	1:44.299	21.274	50.233	32.792	243.7	8:46.421								
6	1:45.376	21.827	50.536	33.013	227.1	10:31.797								
7	1:45.369	21.569	50.704	33.096	237.9	12:17.166								
8	1:45.727	21.763	50.715	33.249	226.7	14:02.893								
9	2:05.756 B	25.753	54.514	45.489	200.3	16:08.649								
10	3:28.738	2:01.253	53.646	33.839		19:37.387								
11	1:48.542	22.062	52.598	33.882	237.4	21:25.929								
12	1:49.393	22.588	52.792	34.013	236.9	23:15.322								
13	1:50.435	22.502	53.489	34.444	229.5	25:05.757								
14	2:10.400 B	22.889	54.144	53.367	227.1	27:16.157								
20	Dimas Ekky INA ASTRA HONDA RACING TEAM KALEX													
1	1:49.317	26.006	50.569	32.742	209.4	1:49.317								
2	1:43.964	21.321	50.323	32.320	234.4	3:33.281								
3	1:43.520	21.315	49.669	32.536	228.5	5:16.801								
4	1:43.390	21.214	49.850	32.326	234.9	7:00.191								
5	1:43.485	21.318	49.855	32.312	234.4	8:43.676								
6	1:43.745	21.220	50.015	32.510	242.6	10:27.421								
7	1:43.907	21.346	50.137	32.424	240.0	12:11.328								
8	1:43.897	21.223	50.108	32.566	242.1	13:55.225								
9	1:44.212	21.448	50.216	32.548	231.9	15:39.437								
10	1:44.231	21.364	50.261	32.606	243.7	17:23.668								
11	1:44.039	21.343	50.158	32.538	241.1	19:07.707								





Circuito do Estoril / 22-23 July 2017

DORNA CIT FMP



MOTO2 FIM CEV REPSOL CIRCUITO DO ESTORIL RACE 1

Analysis

Personal Best Session Best B Crossing the finish line in pit lane

Lap	Time	Sector 1	Sector 2	Sector 3	T. Spd	Elapsed	Lap	Time	Sector 1	Sector 2	Sector 3	T. Spd	Elapsed
12	1:44.248	21.541	50.233	32.474	243.2	20:51.955	2	1:42.591	20.976	49.564	32.051	249.8	3:30.320
13	1:43.930	21.236	50.180	32.514	237.9	22:35.885	3	1:42.702	21.197	49.495	32.010	238.4	5:13.022
14	1:43.760	21.351	49.997	32.412	239.0	24:19.645	4	1:42.748	21.150	49.463	32.135	241.1	6:55.770
15	1:44.011	21.424	50.095	32.492	229.5	26:03.656	5	1:43.187	21.150	49.539	32.498	234.9	8:38.957
16	1:44.115	21.265	50.247	32.603	238.4	27:47.771	6	1:42.815	21.126	49.404	32.285	242.6	10:21.772
17	1:44.009	21.439	50.219	32.351	233.4	29:31.780	7	1:43.562	21.305	49.821	32.436	237.9	12:05.334
18	1:44.321	21.404	50.233	32.684	234.4	31:16.101	8	1:43.318	21.353	49.654	32.311	234.9	13:48.652

22 Federico Fuligni ITA
FORWARD JUNIOR TEAM KALEX

1	1:49.542	26.204	50.626	32.712	208.2	1:49.542
2	1:43.848	21.594	50.032	32.222	228.1	3:33.390
3	1:43.584	21.568	49.667	32.349	234.9	5:16.974
4	1:43.715	21.569	49.705	32.441	228.5	7:00.689
5	1:43.674	21.442	49.876	32.356	236.9	8:44.363
6	1:43.861	21.388	49.929	32.544	242.6	10:28.224
7	1:43.748	21.399	49.904	32.445	243.2	12:11.972
8	1:43.498	21.221	49.852	32.425	251.5	13:55.470
9	1:44.196	21.627	49.979	32.590	223.0	15:39.666
10	1:44.143	21.367	50.224	32.552	231.9	17:23.809
11	1:43.921	21.445	50.079	32.397	235.4	19:07.730
12	1:43.913	21.432	49.906	32.575	244.3	20:51.643
13	1:43.761	21.218	50.068	32.475	247.0	22:35.404
14	1:43.959	21.356	50.057	32.546	244.3	24:19.363
15	1:43.969	21.317	50.047	32.605	241.6	26:03.332
16	1:44.196	21.385	50.062	32.749	249.2	27:47.528
17	1:44.118	21.446	50.071	32.601	244.3	29:31.646
18	1:44.387	21.399	50.116	32.872	247.6	31:16.033

27 Joe Roberts USA
AGR TEAM KALEX

1	1:49.324	25.831	50.049	33.444	208.2	1:49.324
2	1:42.977	21.479	49.386	32.112	246.4	3:32.301
3	1:42.575	21.229	49.212	32.134	230.0	5:14.876
4	2:18.280	21.209	1:23.966	33.105	239.5	7:33.156
5	1:47.643	23.556	51.181	32.906	243.2	9:20.799
6	1:46.114	21.886	51.242	32.986	242.6	11:06.913
7	1:45.326	21.802	50.584	32.940	248.7	12:52.239
8	1:45.412	21.738	50.825	32.849	236.9	14:37.651
9	1:44.951	21.680	50.499	32.772	245.9	16:22.602
10	1:45.088	21.564	50.663	32.861	241.1	18:07.690
11	1:45.567	21.764	51.034	32.769	242.6	19:53.257
12	1:45.573	22.062	50.534	32.977	248.7	21:38.830
13	1:45.313	21.651	50.776	32.886	237.4	23:24.143
14	1:45.066	21.711	50.506	32.849	241.1	25:09.209
15	1:45.059	21.750	50.305	33.004	250.4	26:54.268
16	1:45.128	21.705	50.543	32.880	235.9	28:39.396
17	1:44.866	21.636	50.272	32.958	242.6	30:24.262
18	1:45.715	21.684	50.701	33.330	245.9	32:09.977

36 Jayson Uribe USA
AGR TEAM KALEX

1	2:57.360B	26.424	1:33.526	57.410	211.0	2:57.360
---	-----------	--------	-----------------	---------------	-------	----------

44 Steven Odendaal RSA
NTS SPORTSCODE T.PRO NTS

1	1:47.729	25.299	50.292	32.138	207.5	1:47.729
---	----------	--------	--------	--------	-------	----------

51 Eric Granado BRA
PROMORACING KALEX

1	1:48.508	25.566	50.224	32.718	202.9	1:48.508
2	1:42.429	21.188	49.264	31.977	240.0	3:30.937
3	1:42.748	21.362	49.465	31.921	240.0	5:13.685
4	1:42.169	21.239	49.130	31.800	231.9	6:55.854
5	1:43.276	21.293	49.413	32.570	233.9	8:39.130
6	1:42.777	21.177	49.354	32.246	233.9	10:21.907
7	1:43.707	21.346	49.811	32.550	230.5	12:05.614
8	1:43.501	21.538	49.695	32.268	234.9	13:49.115
9	1:43.041	21.382	49.439	32.220	236.9	15:32.156
10	1:43.150	21.229	49.728	32.193	235.4	17:15.306
11	1:43.213	21.690	49.475	32.048	229.5	18:58.519
12	1:43.260	21.476	49.432	32.352	228.5	20:41.779
13	1:42.374	21.098	49.213	32.063	237.9	22:24.153
14	1:43.381	21.450	49.553	32.378	235.4	24:07.534
15	1:43.196	21.322	49.657	32.217	234.9	25:50.730
16	1:43.329	21.280	49.611	32.438	234.9	27:34.059
17	1:43.000	21.204	49.728	32.068	242.1	29:17.059
18	1:42.889	21.143	49.237	32.509	237.4	30:59.948

66 Philippe Le Gallo FRA
YAMAHA LAGLISSE YAMAHA

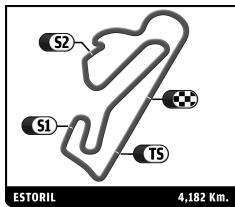
1	2:05.090	29.986	57.470	37.634	185.5	2:05.090
2	1:58.348	24.256	57.515	36.577	215.6	4:03.438
3	1:57.706	24.241	56.612	36.853	207.5	6:01.144
4	1:58.287	24.410	57.312	36.565	201.4	7:59.431
5	1:57.673	24.205	56.942	36.526	219.0	9:57.104
6	1:58.173	24.590	57.250	36.333	209.0	11:55.277
7	2:04.474	24.115	58.793	41.566	205.1	13:59.751
8	2:07.883	31.252	1:00.175	36.456	205.1	16:07.634
9	1:57.031	24.105	56.397	36.529	206.7	18:04.665
10	1:59.400	25.253	57.213	36.934	207.5	20:04.065
11	1:59.497	24.691	57.969	36.837	203.2	22:03.562
12	1:58.204	24.232	57.272	36.700	209.4	24:01.766
13	2:06.380	24.183	1:02.701	39.496	205.1	26:08.146
14	1:59.961	25.531	57.639	36.791	210.6	28:08.107
15	2:04.116	27.420	57.837	38.859	200.7	30:12.223
16	1:58.214	24.292	57.218	36.704	207.5	32:10.437





Circuito do Estoril / 22-23 July 2017

LORNA



MOTO2 FIM CEV REPSOL CIRCUITO DO ESTORIL RACE 1

Analysis

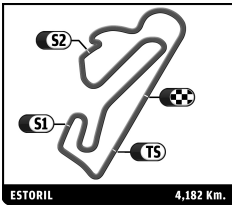
■ Personal Best ■ Session Best ■ B Crossing the finish line in pit lane

Lap	Time	Sector 1	Sector 2	Sector 3	T. Spd	Elapsed	Lap	Time	Sector 1	Sector 2	Sector 3	T. Spd	Elapsed	
75	Ivo Miguel Lopes						POR	13	1:42.731	21.013	49.457	32.261	245.3	22:24.080
	EASY RACE MOTO2 TEAM						SUTER	14	1:43.374	21.381	49.471	32.522	244.8	24:07.454
1	1:51.145	26.880	51.180	33.085	204.8	1:51.145	15	1:42.982	21.063	49.522	32.397	250.9	25:50.436	
2	1:45.338	22.374	50.181	32.783	244.3	3:36.483	16	1:43.393	21.218	49.676	32.499	240.5	27:33.829	
3	1:45.368	22.113	50.350	32.905	241.6	5:21.851	17	1:43.474	21.288	50.016	32.170	247.6	29:17.303	
4	1:44.669	21.525	50.360	32.784	244.8	7:06.520	18	1:43.421	21.132	49.489	32.800	232.4	31:00.724	
5	1:44.557	21.463	50.178	32.916	240.5	8:51.077								
6	1:44.620	21.574	50.130	32.916	241.1	10:35.697								
7	1:44.471	21.403	50.071	32.997	241.1	12:20.168								
8	1:44.296	21.370	50.134	32.792	245.3	14:04.464								
9	1:45.102	21.770	50.238	33.094	230.5	15:49.566								
10	1:45.031	21.438	50.440	33.153	242.1	17:34.597								
11	1:46.057	21.812	50.926	33.319	247.6	19:20.654								
12	1:45.430	21.591	50.558	33.281	237.9	21:06.084								
13	1:45.631	21.702	50.714	33.215	241.6	22:51.715								
14	1:46.341	21.734	51.032	33.575	235.4	24:38.056								
15	1:46.412	21.949	51.088	33.375	236.9	26:24.468								
16	1:46.262	21.706	51.186	33.370	242.1	28:10.730								
17	1:46.596	21.831	51.339	33.426	240.5	29:57.326								
18	1:46.629	21.745	51.325	33.559	236.9	31:43.955								
76	Hiroki Ono						JPN							
	NTS SPORTSCODE T.PRO						NTS							
1	1:50.640	26.978	51.053	32.609	211.4	1:50.640								
2	1:43.930	21.482	50.045	32.403	232.4	3:34.570								
3	1:43.605	21.380	49.725	32.500	235.4	5:18.175								
4	1:44.157	21.498	50.176	32.483	228.5	7:02.332								
5	1:44.192	21.326	50.319	32.547	236.9	8:46.524								
6	1:44.722	21.898	50.050	32.774	229.0	10:31.246								
7	1:45.856	22.236	50.834	32.786	246.4	12:17.102								
8	1:44.491	21.339	50.467	32.685	244.8	14:01.593								
9	1:44.292	21.706	49.957	32.629	247.6	15:45.885								
10	1:43.828	21.401	49.948	32.479	252.1	17:29.713								
11	1:44.444	21.463	50.448	32.533	250.4	19:14.157								
12	1:44.064	21.336	50.018	32.710	247.0	20:58.221								
13	1:43.700	21.340	49.798	32.562	247.6	22:41.921								
14	1:44.510	21.716	50.098	32.696	257.4	24:26.431								
15	1:44.475	21.432	50.290	32.753	247.0	26:10.906								
16	1:44.868	21.595	50.528	32.745	243.2	27:55.774								
17	1:44.760	21.377	50.491	32.892	247.6	29:40.534								
18	1:45.561	21.646	50.995	32.920	245.9	31:26.095								
88	Ricky Cardús						SPA							
	TEAM STYLOBIKE						KALEX							
1	1:47.427	25.207	49.824	32.396	205.1	1:47.427								
2	1:42.696	21.042	49.498	32.156	244.8	3:30.123								
3	1:42.729	21.062	49.343	32.324	238.4	5:12.852								
4	1:42.814	21.061	49.452	32.301	246.4	6:55.666								
5	1:42.983	20.978	49.517	32.488	245.3	8:38.649								
6	1:43.032	20.993	49.552	32.487	247.0	10:21.681								
7	1:43.604	21.174	49.831	32.599	249.2	12:05.285								
8	1:43.321	21.113	49.623	32.585	242.1	13:48.606								
9	1:43.124	21.087	49.434	32.603	245.3	15:31.730								
10	1:43.281	21.224	49.492	32.565	244.8	17:15.011								
11	1:43.263	21.255	49.370	32.638	241.1	18:58.274								
12	1:43.075	21.291	49.438	32.346	245.9	20:41.349								





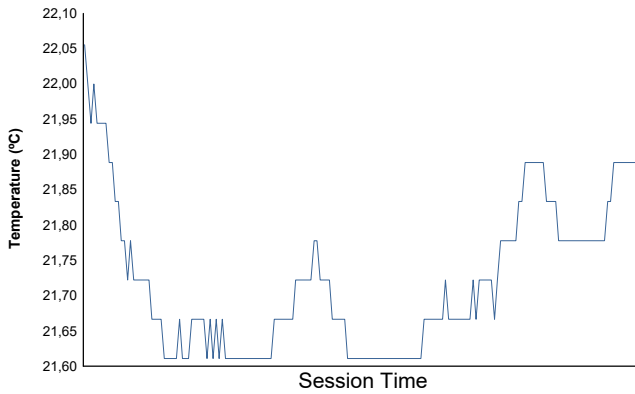
Circuito do Estoril / 22-23 July 2017



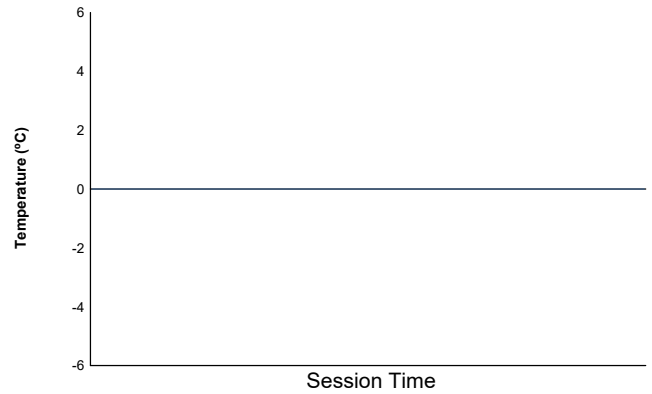
FIM CEV REPSOL CIRCUITO DO ESTORIL MOTO2 RACE 1

Weather Report

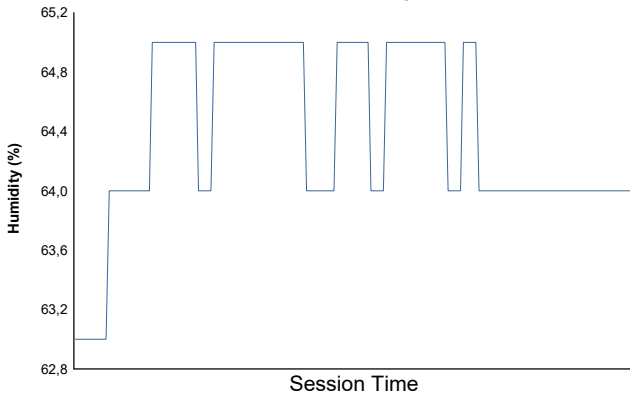
Air Temperature



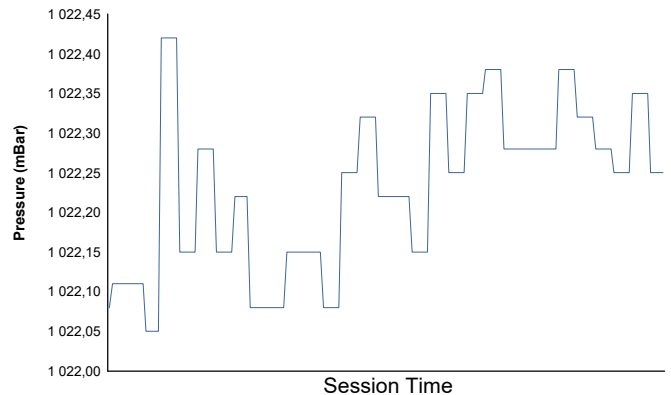
Track Temperature



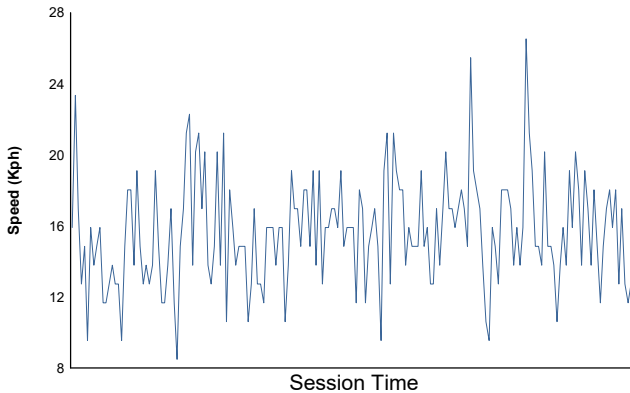
Humidity



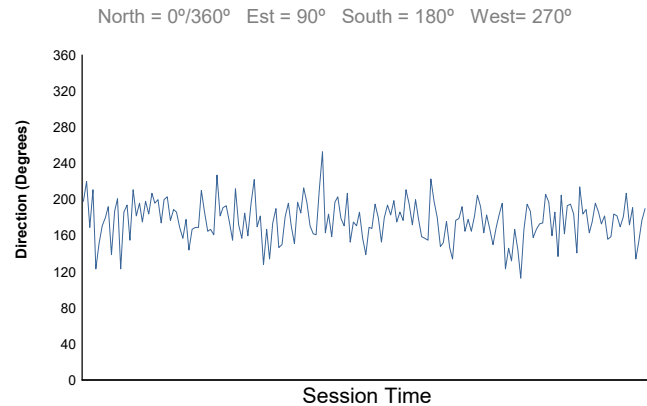
Pressure



Wind Speed



Wind direction

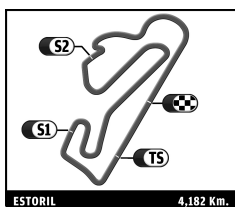


Track Status: **DRY**





Circuito do Estoril / 22-23 July 2017



MOTO2 FIM CEV REPSOL CIRCUITO DO ESTORIL RACE 1

Entry List

Nr. Rider	Nat	Team	Bike	Class
2 Carlos Mercier	POR	TEAM HIPOP&OACUTE	YAMAHA	Superstock 600
3 Lukas Tulovic	GER	FORWARD JUNIOR TEAM	KALEX	
14 Hector Garzó	SPA	TEAM WIMU CNS	TECH3	
17 Marc Luna	SPA	TEAM WIMU CNS	TECH3	
18 Xavier Cardelus	AND	TEAM STYLOBIKE	KALEX	
20 Dimas Ekky	INA	ASTRA HONDA RACING TEAM	KALEX	
22 Federico Fuligni	ITA	FORWARD JUNIOR TEAM	KALEX	
27 Joe Roberts	USA	AGR TEAM	KALEX	
36 Jayson Uribe	USA	AGR TEAM	KALEX	
44 Steven Odendaal	RSA	NTS SPORTSCODE T.PRO	NTS	
51 Eric Granado	BRA	PROMORACING	KALEX	
66 Philippe Le Gallo	FRA	YAMAHA LAGLISSE	YAMAHA	Superstock 600
75 Ivo Miguel Lopes	POR	EASY RACE MOTO2 TEAM	SUTER	
76 Hiroki Ono	JPN	NTS SPORTSCODE T.PRO	NTS	
88 Ricky Cardús	SPA	TEAM STYLOBIKE	KALEX	

15 Competitors

Published at:

Race Director:	Timekeeper:
----------------	-------------

