

Donington Park 4.023 m

1 / 2

UK Round, 26-27-28 May 2017 World Superbike - Results Free Practice 3rd Session

No.	Rider	Nat	Team	Bike	Time	Gap	Rel.	Laps	Speed	
									Avg	Max
1	1 J. REA	GBR	Kawasaki Racing Team	Kawasaki ZX-10RR	1'28.506			5	163,636	267,3
2	66 T. SYKES	GBR	Kawasaki Racing Team	Kawasaki ZX-10RR	1'29.098	0.592	0.592	5	162,549	270,0
3	32 L. SAVADORI	ITA	Milwaukee Aprilia	Aprilia RSV4 RF	1'29.699	1.193	0.601	5	161,460	266,0
4	6 S. BRADL	GER	Red Bull Honda World Superbike Team	Honda CBR1000RR	1'29.982	1.476	0.283	6	160,952	264,7
5	91 L. HASLAM	GBR	Kawasaki Puccetti Racing	Kawasaki ZX-10RR	1'30.155	1.649	0.173	3	160,643	262,1
6	7 C. DAVIES	GBR	Aruba.it Racing - Ducati	Ducati Panigale R	1'30.303	1.797	0.148	6	160,380	272,7
7	88 R. KRUMMENACHER	SUI	Kawasaki Puccetti Racing	Kawasaki ZX-10RR	1'30.377	1.871	0.074	3	160,249	260,9
8	12 X. FORÉS	ESP	BARNI Racing Team	Ducati Panigale R	1'30.402	1.896	0.025	4	160,204	264,1
9	35 R. DE ROSA	ITA	Althea BMW Racing Team	BMW S 1000 RR	1'30.994	2.488	0.592	4	159,162	270,0
10	84 R. RUSSO	ITA	Guandalini Racing	Yamaha YZF R1	1'31.152	2.646	0.158	2	158,886	254,1
11	40 R. RAMOS	ESP	Team Kawasaki Go Eleven	Kawasaki ZX-10RR	1'31.208	2.702	0.056	2	158,789	259,6
12	22 A. LOWES	GBR	Pata Yamaha Official WorldSBK Team	Yamaha YZF R1	1'31.262	2.756	0.054	4	158,695	264,7
13	86 A. BADOVINI	ITA	Grillini Racing Team	Kawasaki ZX-10RR	1'31.408	2.902	0.146	4	158,441	260,9
14	27 J. DIXON	GBR	Royal Air Force Reg. & Res. Kawasaki	Kawasaki ZX-10RR	1'31.783	3.277	0.375	4	157,794	254,7
15	37 O. JEZEK	CZE	Grillini Racing Team	Kawasaki ZX-10RR	1'32.633	4.127	0.850	2	156,346	258,4
16	50 E. LAVERTY	IRL	Milwaukee Aprilia	Aprilia RSV4 RF	1'32.720	4.214	0.087	4	156,199	266,0
17	33 M. MELANDRI	ITA	Aruba.it Racing - Ducati	Ducati Panigale R	1'33.035	4.529	0.315	9	155,670	271,4
18	2 L. CAMIER	GBR	MV Agusta Reparto Corse	MV Agusta 1000 F4	1'33.556	5.050	0.521	6	154,804	266,0
19	60 M. VAN DER MARK	NED	Pata Yamaha Official WorldSBK Team	Yamaha YZF R1	1'35.372	6.866	1.816	2	151,856	269,3
20	81 J. TORRES	ESP	Althea BMW Racing Team	BMW S 1000 RR	1'38.113	9.607	2.741	5	147,613	245,5
21	15 A. DE ANGELIS	RSM	Pedercini Racing SC-Project	Kawasaki ZX-10RR	1'40.542	12.036	2.429	7	144,047	261,5
22	36 L. MERCADO	ARG	IODARacing	Aprilia RSV4 RF	1'41.319	12.813	0.777	5	142,943	244,3

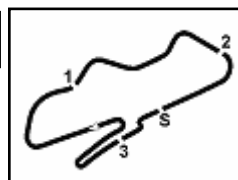
AIR	Humidity:	76%	Temp:	18°C
TRACK	Condition:	Wet	Temp:	23°C

Records	Pole (SP2)	2016 T.Sykes	1'26.712	167,020	Km/h
	Race (RC2)	2016 J.Rea	1'27.605	165,320	Km/h
	Circuit (SP2)	2016 T.Sykes	1'26.712	167,020	Km/h

Start 27/05/2017 09:05 End 09:32 The results are provisional until the end of the time limit for protests and appeals and the completion of the technical checks.

These data/results cannot be reproduced, stored and/or transmitted in whole or in part by any manner of electronic, mechanical, photocopying, recording, broadcasting or otherwise now known or herein after developed without the previous express consent by the copyright owner, except for reproduction in daily press and regular printed publications on sale to the public within 60 days of the event related to those data/results and always provided that copyright symbol appears together as follows below.

© DORNA WSBK ORGANIZATION Srl 2017



UK Round, 26-27-28 May 2017

World Superbike - Results Free Practice 3rd Session

Session Highlights

Local Time	No. Rider	Description
09.05.00		Start
09.08.33		DROPS of RAIN in Sectors 1 & 5
09.09.19		DROPS of RAIN in All Sectors
09.19.43		WorldSBK Pit Intervention Time: 48secs
09.20.44		Wet Practice
09.32.25		End Of Session

Fastest Laps Sequence

No.	Rider	Nat	Team	Bike	Local Time	Time	Gap	Avg
84	R. RUSSO	ITA	Guandalini Racing	Yamaha YZF R1	09:08'18.189	1'31.152		158,886
91	L. HASLAM	GBR	Kawasaki Puccetti Racing	Kawasaki ZX-10RR	09:08'18.843	1'30.155	-0.997	160,643
1	J. REA	GBR	Kawasaki Racing Team	Kawasaki ZX-10RR	09:08'35.065	1'28.506	-1.649	163,636

27/05/2017 Start End The results are provisional until the end of the time limit for protests and appeals
 09:05 09:05 09:32 and the completion of the technical checks.

These data/results cannot be reproduced, stored and/or transmitted in whole or in part by any manner of electronic, mechanical, photocopying, recording, broadcasting or otherwise now known or herein after developed without the previous express consent by the copyright owner, except for reproduction in daily press and regular printed publications on sale to the public within 60 days of the event related to those data/results and always provided that copyright symbol appears together as follows below.

© DORNA WSBK ORGANIZATION Srl 2017




UK Round, 26-27-28 May 2017
World Superbike - Best Sector & Speed Free Practice 3rd Session
BEST LAP

1	1 J. REA	Kawasaki ZX-10RR	1'28.506
2	66 T. SYKES	Kawasaki ZX-10RR	1'29.098
3	32 L. SAVADORI	Aorilia RS4 RF	1'29.699
4	6 S. BRADL	Honda CBR1000RR	1'29.982
5	91 L. HASLAM	Kawasaki ZX-10RR	1'30.155
6	7 C. DAVIES	Ducati Panigale R	1'30.303
7	88 R. KRUMMENACHER	Kawasaki ZX-10RR	1'30.377
8	12 X. FORÉS	Ducati Panigale R	1'30.402
9	35 R. DE ROSA	BMW S 1000 RR	1'30.994
10	84 R. RUSSO	Yamaha YZF R1	1'31.152
11	40 R. RAMOS	Kawasaki ZX-10RR	1'31.208
12	22 A. LOWES	Yamaha YZF R1	1'31.262
13	86 A. BADOVINI	Kawasaki ZX-10RR	1'31.408
14	27 J. DIXON	Kawasaki ZX-10RR	1'31.783
15	37 O. JEZEK	Kawasaki ZX-10RR	1'32.633
16	50 E. LAVERTY	Aorilia RS4 RF	1'32.720
17	33 M. MELANDRI	Ducati Panigale R	1'33.035
18	2 L. CAMIER	MV Aagusta 1000 F4	1'33.556
19	60 M. VAN DER MARK	Yamaha YZF R1	1'35.372
20	81 J. TORRES	BMW S 1000 RR	1'38.113
21	15 A. DE ANGELIS	Kawasaki ZX-10RR	1'40.542
22	36 L. MERCADO	Aorilia RS4 RF	1'41.319

SPEED

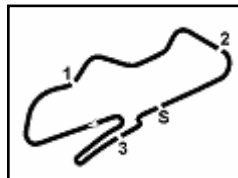
1	7 C. DAVIES	Ducati Panigale R	272.7
2	33 M. MELANDRI	Ducati Panigale R	271.4
3	35 R. DE ROSA	BMW S 1000 RR	270.0
4	66 T. SYKES	Kawasaki ZX-10RR	270.0
5	60 M. VAN DER MARK	Yamaha YZF R1	269.3
6	1 J. REA	Kawasaki ZX-10RR	267.3
7	50 E. LAVERTY	Aorilia RS4 RF	266.0
8	32 L. SAVADORI	Aorilia RS4 RF	266.0
9	2 L. CAMIER	MV Aagusta 1000 F4	266.0
10	22 A. LOWES	Yamaha YZF R1	264.7
11	6 S. BRADL	Honda CBR1000RR	264.7
12	12 X. FORÉS	Ducati Panigale R	264.1
13	91 L. HASLAM	Kawasaki ZX-10RR	262.1
14	15 A. DE ANGELIS	Kawasaki ZX-10RR	261.5
15	88 R. KRUMMENACHER	Kawasaki ZX-10RR	260.9
16	86 A. BADOVINI	Kawasaki ZX-10RR	260.9
17	40 R. RAMOS	Kawasaki ZX-10RR	259.6
18	37 O. JEZEK	Kawasaki ZX-10RR	258.4
19	27 J. DIXON	Kawasaki ZX-10RR	254.7
20	84 R. RUSSO	Yamaha YZF R1	254.1
21	81 J. TORRES	BMW S 1000 RR	245.5
22	36 L. MERCADO	Aorilia RS4 RF	244.3

SEG. 1		SEG. 2		SEG. 3		SEG. 4		SEG. 5			
1	1 J. REA	18.946	1	66 T. SYKES	24.153	1	66 T. SYKES	11.251	1	1 J. REA	23.073
2	66 T. SYKES	19.097	2	1 J. REA	24.305	2	32 L. SAVADORI	11.333	2	40 R. RAMOS	23.327
3	7 C. DAVIES	19.201	3	33 M. MELANDRI	24.316	3	6 S. BRADL	11.336	3	32 L. SAVADORI	23.331
4	35 R. DE ROSA	19.314	4	12 X. FORÉS	24.507	4	1 J. REA	11.337	4	6 S. BRADL	23.450
5	2 L. CAMIER	19.355	5	36 L. MERCADO	24.511	5	60 M. VAN DER MAR	11.343	5	7 C. DAVIES	23.470
6	27 J. DIXON	19.369	6	7 C. DAVIES	24.531	6	88 R. KRUMMENAC	11.369	6	88 R. KRUMMENAC	23.580
7	33 M. MELANDRI	19.386	7	91 L. HASLAM	24.543	7	22 A. LOWES	11.386	7	50 E. LAVERTY	23.632
8	91 L. HASLAM	19.426	8	32 L. SAVADORI	24.620	8	35 R. DE ROSA	11.399	8	91 L. HASLAM	23.700
9	22 A. LOWES	19.453	9	2 L. CAMIER	24.663	9	91 L. HASLAM	11.411	9	35 R. DE ROSA	23.746
10	36 L. MERCADO	19.464	10	88 R. KRUMMENAC	24.680	10	33 M. MELANDRI	11.419	10	40 R. RAMOS	23.776
11	12 X. FORÉS	19.514	11	50 E. LAVERTY	24.725	11	7 C. DAVIES	11.419	11	86 A. BADOVINI	23.883
12	6 S. BRADL	19.517	12	22 A. LOWES	24.751	12	12 X. FORÉS	11.493	12	84 R. RUSSO	23.913
13	37 O. JEZEK	19.579	13	6 S. BRADL	24.806	13	15 A. DE ANGELIS	11.497	13	60 M. VAN DER MAR	23.950
14	32 L. SAVADORI	19.601	14	27 J. DIXON	24.955	14	84 R. RUSSO	11.506	14	12 X. FORÉS	23.988
15	60 M. VAN DER MAR	19.601	15	86 A. BADOVINI	25.077	15	86 A. BADOVINI	11.518	15	33 M. MELANDRI	24.124
16	88 R. KRUMMENAC	19.622	16	35 R. DE ROSA	25.135	16	40 R. RAMOS	11.534	16	37 O. JEZEK	24.139
17	15 A. DE ANGELIS	19.635	17	60 M. VAN DER MAR	25.150	17	2 L. CAMIER	11.586	17	2 L. CAMIER	24.265
18	84 R. RUSSO	19.643	18	84 R. RUSSO	25.256	18	37 O. JEZEK	11.599	18	22 A. LOWES	24.405
19	40 R. RAMOS	19.648	19	40 R. RAMOS	25.400	19	27 J. DIXON	11.607	19	15 A. DE ANGELIS	24.604
20	86 A. BADOVINI	19.667	20	15 A. DE ANGELIS	25.522	20	81 J. TORRES	11.805	20	27 J. DIXON	25.164
21	50 E. LAVERTY	19.715	21	37 O. JEZEK	26.207	21	36 L. MERCADO	11.823	21	81 J. TORRES	25.410
22	81 J. TORRES	20.627	22	81 J. TORRES	27.236	22	50 E. LAVERTY	11.895	22	36 L. MERCADO	25.843

27/05/2017

These data/results cannot be reproduced, stored and/or transmitted in whole or in part by any manner of electronic, mechanical, photocopying, recording, broadcasting or otherwise now known or herein after developed without the previous express consent by the copyright owner, except for reproduction in daily press and regular printed publications on sale to the public within 60 days of the event related to those data/results and always provided that copyright symbol appears together as follows below.

© DORNA WSBK ORGANIZATION Srl 2017



Donington Park 4.023 m

UK Round, 26-27-28 May 2017 World Superbike - Ideal Times Free Practice 3rd Session

No.	Rider	Nat	Bike	Seg. 1	Seg. 2	Seg. 3	Seg. 4	Seg. 5	Ideal Time		
				Diff. 1	Diff. 2	Diff. 3	Diff. 4	Diff. 5	Best Lap	Pos.	Diff.
1	1 J. REA	GBR	Kawasaki ZX-10RR	18.946	24.305	11.337	10.845	23.073	1'28.506 1'28.506	1	
2	66 T. SYKES	GBR	Kawasaki ZX-10RR	19.097	24.153	11.251	10.752	23.700 0.145	1'28.953 1'29.098	2	0.145
3	32 L. SAVADORI	ITA	Aprilia RSV4 RF	19.601	24.620	11.333	10.814	23.331	1'29.699 1'29.699	3	
4	6 S. BRADL	GER	Honda CBR1000RR	19.517	24.806	11.336	10.873	23.450	1'29.982 1'29.982	4	
5	7 C. DAVIES	GBR	Ducati Panigale R	19.201	24.531	11.419 0.317	10.952	23.883	1'29.986 1'30.303	6	0.317
6	12 X. FORÉS	ESP	Ducati Panigale R	19.514 0.062	24.507 0.209	11.493	11.147	23.470	1'30.131 1'30.402	8	0.271
7	91 L. HASLAM	GBR	Kawasaki ZX-10RR	19.426	24.543	11.411	10.999	23.776	1'30.155 1'30.155	5	
8	88 R. KRUMMENACHER	SUI	Kawasaki ZX-10RR	19.622	24.680	11.369	10.960	23.746	1'30.377 1'30.377	7	
9	35 R. DE ROSA	ITA	BMW S 1000 RR	19.314 0.514	25.135	11.399	11.052	23.580	1'30.480 1'30.994	9	0.514
10	33 M. MELANDRI	ITA	Ducati Panigale R	19.386	24.316	11.419	11.149	24.265 2.500	1'30.535 1'33.035	17	2.500
11	22 A. LOWES	GBR	Yamaha YZF R1	19.453 0.044	24.751 0.376	11.386 0.057	11.227 0.055	23.913	1'30.730 1'31.262	12	0.532
12	40 R. RAMOS	ESP	Kawasaki ZX-10RR	19.648 0.209	25.400	11.534	11.090	23.327	1'30.999 1'31.208	11	0.209
13	84 R. RUSSO	ITA	Yamaha YZF R1	19.643	25.256	11.506	11.115	23.632	1'31.152 1'31.152	10	
14	86 A. BADOVINI	ITA	Kawasaki ZX-10RR	19.667 0.085	25.077	11.518	11.111	23.950	1'31.323 1'31.408	13	0.085
15	60 M. VAN DER MARK	NED	Yamaha YZF R1	19.601 0.070	25.150	11.343	11.126	24.124 3.958	1'31.344 1'35.372	19	4.028
16	2 L. CAMIER	GBR	MV Agusta 1000 F4	19.355 0.499	24.663 1.433	11.586 0.232	11.184	24.604	1'31.392 1'33.556	18	2.164
17	27 J. DIXON	GBR	Kawasaki ZX-10RR	19.369 0.315	24.955	11.607	11.398	24.139	1'31.468 1'31.783	14	0.315
18	37 O. JEZEK	CZE	Kawasaki ZX-10RR	19.579 0.085	26.207	11.599	11.175	23.988	1'32.548 1'32.633	15	0.085
19	36 L. MERCADO	ARG	Aprilia RSV4 RF	19.464 0.608	24.511 4.233	11.823 2.916	12.425 0.934	24.405	1'32.628 1'41.319	22	8.691
20	50 E. LAVERTY	IRL	Aprilia RSV4 RF	19.715	24.725	11.895	10.975	25.410	1'32.720 1'32.720	16	
21	15 A. DE ANGELIS	RSM	Kawasaki ZX-10RR	19.635 0.181	25.522 1.564	11.497 3.756	11.395 1.828	25.164	1'33.213 1'40.542	21	7.329
22	81 J. TORRES	ESP	BMW S 1000 RR	20.627	27.236	11.805 0.342	12.260	25.843	1'37.771 1'38.113	20	0.342
Overall Ideal Time				18.946	24.153	11.251	10.752	23.073	1'28.175		

27/05/2017

These data/results cannot be reproduced, stored and/or transmitted in whole or in part by any manner of electronic, mechanical, photocopying, recording, broadcasting or otherwise now known or herein after developed without the previous express consent by the copyright owner, except for reproduction in daily press and regular printed publications on sale to the public within 60 days of the event related to those data/results and always provided that copyright symbol appears together as follows below.

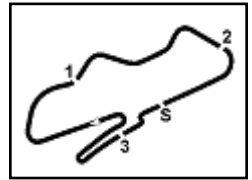
© DORNA WSBK ORGANIZATION Srl 2017

FKR PERUGIA TIMING


Official Tyre Supplier



Official Timekeeper


UK Round, 26-27-28 May 2017
World Superbike - Chronological Analysis Free Practice 3rd Session
19° 60 M. VAN DER MARK (1'35.372)

Lap	Seg. 1	Seg. 2	Seg. 3	Seg. 4	Seg. 5	Lap Time	km/h	Local Time
1	19.671	26.211	11.699	11.617	24.124	28.082	260.2	9:06'50.424
2	19.601	25.433	11.702	12.006	29.727	1'38.469 P	264.7	9:10'04.265

20° 81 J. TORRES (1'38.113)

Lap	Seg. 1	Seg. 2	Seg. 3	Seg. 4	Seg. 5	Lap Time	km/h	Local Time
1	22.309	29.042	13.741	12.686	29.663	30.233	180.3	9:06'52.842
2	20.627	27.492	11.805	12.540	30.233	1'44.379	245.5	9:08'37.221
3	24.374	27.236	12.147	12.260	25.843	1'38.113	240.0	9:10'15.334
4	14'46.592	33.275	16.518	16.078	36.243	2'06.488 P	180.9	9:12'21.822
5	24.567	35.907	15.339	15.454	30.308	16'23.600 P	198.9	9:28'45.422
5	24.567	32.950	13.945	23.189	30.966	2'05.617	227.4	9:30'51.039

21° 15 A. DE ANGELIS (1'40.542)

Lap	Seg. 1	Seg. 2	Seg. 3	Seg. 4	Seg. 5	Lap Time	km/h	Local Time
1	19.816	26.908	12.439	12.049	25.738	13.223	1'40.542	9:06'51.610
2	19.635	27.086	15.253	13.223	25.164	38.408	1'46.457 P	9:08'32.152
3	6'07.446	25.522	11.497	11.395	38.408	1'46.457 P	261.5	9:10'18.609
4	6'07.446	32.880	16.721	15.116	29.014	7'41.177 P		9:17'59.786
4	24.337	32.880	16.721	15.116	29.014	7'41.177 P		9:17'59.786
4	24.337	32.224	13.912	14.359	33.553	1'58.385 P	225.0	9:19'58.171
5	5'44.495	35.054	14.118	14.252	30.319	7'18.238 P	228.3	9:27'16.409
6	23.499	31.742	13.851	13.820	29.858	1'52.770	227.8	9:29'09.179
7	22.921	30.815	13.531	13.376	27.145	1'47.788	238.4	9:30'56.967

22° 36 L. MERCADO (1'41.319)

Lap	Seg. 1	Seg. 2	Seg. 3	Seg. 4	Seg. 5	Lap Time	km/h	Local Time
1	20.072	28.935	11.823	12.425	25.564	13.359	1'41.319	9:06'49.806
2	19.464	28.744	14.739	13.359	24.405	34.866	175.9	9:08'31.125
3	14'35.525	24.511	12.028	12.577	34.866	1'43.446 P	229.8	9:10'14.571
4	14'35.525	34.662	14.642	14.983	28.811	16'08.623 P	226.4	9:26'23.194
4	23.508	31.803	13.835	13.807	27.919	1'50.872	231.3	9:28'14.066
5	23.011	30.973	13.273	13.070	27.369	1'47.696	244.3	9:30'01.762

27/05/2017

P = Pits In/Out - C = Lap-Time Cancelled

These data/results cannot be reproduced, stored and/or transmitted in whole or in part by any manner of electronic, mechanical, photocopying, recording, broadcasting or otherwise now known or herein after developed without the previous express consent by the copyright owner, except for reproduction in daily press and regular printed publications on sale to the public within 60 days of the event related to those data/results and always provided that copyright symbol appears together as follows below.

© DORNA WSBK ORGANIZATION Srl 2017

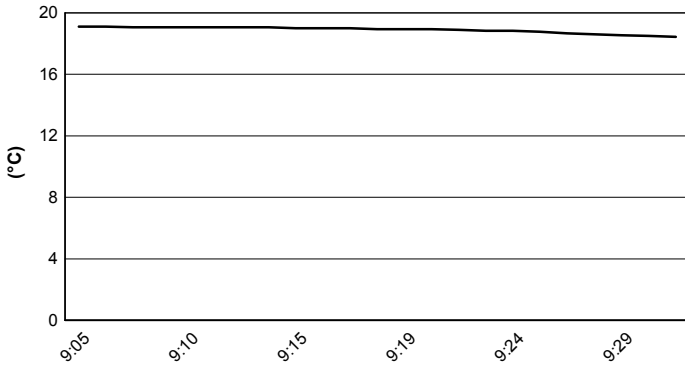


UK Round, 26-27-28 May 2017

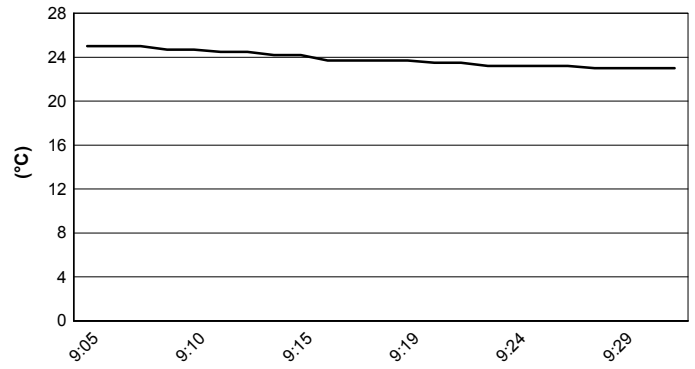
World Superbike - Weather Report Free Practice 3rd Session

Session started **9:05** Session ended **9:32**

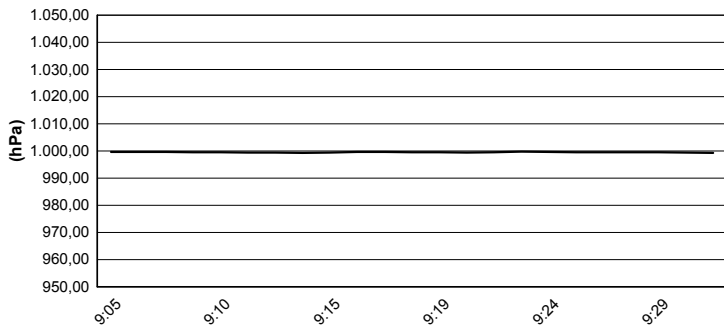
Air Temperature



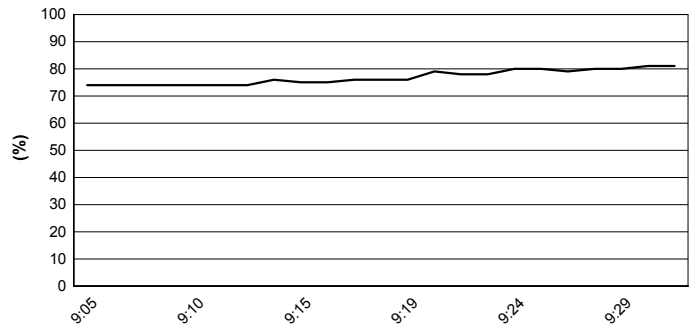
Track Temperature



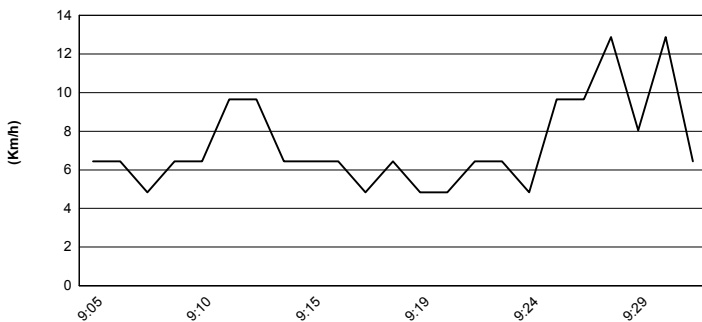
Air Pressure



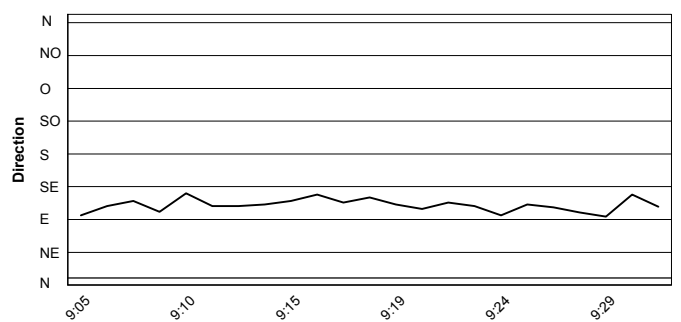
Humidity



Wind Speed



Wind Direction



27/05/2017

These data/results cannot be reproduced, stored and/or transmitted in whole or in part by any manner of electronic, mechanical, photocopying, recording, broadcasting or otherwise now known or herein after developed without the previous express consent by the copyright owner, except for reproduction in daily press and regular printed publications on sale to the public within 60 days of the event related to those data/results and always provided that copyright symbol appears together as follows below.
 © DORNA WSBK ORGANIZATION Srl 2017