


COMMERCIAL BANK GRAND PRIX OF QATAR

Free Practice Nr. 2

Classification

6

		Rider	Nation	Team	Motorcycle	Time	Lap Total	Gap	Top Speed
1	11	Livio LOI	BEL	RW Racing GP BV	HONDA	2'05.832	11 14		228.5
2	36	Joan MIR	SPA	Leopard Racing	KTM	2'06.160	14 14	0.328 0.328	227.9
3	8	Nicolo BULEGA	ITA	SKY Racing Team VR46	KTM	2'06.184	9 9	0.352 0.024	221.7
4	5	Romano FENATI	ITA	SKY Racing Team VR46	KTM	2'06.195	10 11	0.363 0.011	230.9
5	21	Francesco BAGNAIA	ITA	ASPAR Mahindra Team Moto3	MAHINDRA	2'06.257	12 13	0.425 0.062	228.1
6	41	Brad BINDER	RSA	Red Bull KTM Ajo	KTM	2'06.268	13 16	0.436 0.011	227.4
7	55	Andrea LOCATELLI	ITA	Leopard Racing	KTM	2'06.277	12 13	0.445 0.009	228.7
8	84	Jakub KORNFEIL	CZE	Drive M7 SIC Racing Team	HONDA	2'06.329	14 14	0.497 0.052	228.6
9	23	Nicolò ANTONELLI	ITA	Ongetta-Rivacold	HONDA	2'06.337	10 10	0.505 0.008	224.7
10	64	Bo BENDSNEYDER	NED	Red Bull KTM Ajo	KTM	2'06.477	9 15	0.645 0.140	227.8
11	88	Jorge MARTIN	SPA	ASPAR Mahindra Team Moto3	MAHINDRA	2'06.507	12 14	0.675 0.030	228.6
12	20	Fabio QUARTARARO	FRA	Leopard Racing	KTM	2'06.550	13 14	0.718 0.043	227.1
13	33	Enea BASTIANINI	ITA	Gresini Racing Moto3	HONDA	2'06.567	10 11	0.735 0.017	225.6
14	6	Maria HERRERA	SPA	MH6 Laglisse	KTM	2'06.624	13 16	0.792 0.057	227.7
15	9	Jorge NAVARRO	SPA	Estrella Galicia 0,0	HONDA	2'06.675	15 15	0.843 0.051	227.3
16	44	Aron CANET	SPA	Estrella Galicia 0,0	HONDA	2'06.681	15 15	0.849 0.006	225.0
17	7	Adam NORRODIN	MAL	Drive M7 SIC Racing Team	HONDA	2'06.714	13 13	0.882 0.033	229.1
18	65	Philipp OETTL	GER	Schedl GP Racing	KTM	2'06.784	7 12	0.952 0.070	224.8
19	16	Andrea MIGNO	ITA	SKY Racing Team VR46	KTM	2'06.961	13 14	1.129 0.177	229.2
20	58	Juanfran GUEVARA	SPA	RBA Racing Team	KTM	2'07.154	8 14	1.322 0.193	229.1
21	95	Jules DANILO	FRA	Ongetta-Rivacold	HONDA	2'07.565	8 13	1.733 0.411	229.5
22	89	Khairul Idham PAWI	MAL	Honda Team Asia	HONDA	2'07.581	10 16	1.749 0.016	225.7
23	76	Hiroki ONO	JPN	Honda Team Asia	HONDA	2'07.608	13 14	1.776 0.027	233.7
24	17	John MCPHEE	GBR	Peugeot MC Saxoprint	PEUGEOT	2'07.651	6 12	1.819 0.043	227.0
25	19	Gabriel RODRIGO	ARG	RBA Racing Team	KTM	2'07.685	11 13	1.853 0.034	229.2
26	98	Karel HANIKA	CZE	Platinum Bay Real Estate	MAHINDRA	2'07.898	11 11	2.066 0.213	220.9
27	40	Darryn BINDER	RSA	Platinum Bay Real Estate	MAHINDRA	2'07.962	14 14	2.130 0.064	225.1
28	10	Alexis MASBOU	FRA	Peugeot MC Saxoprint	PEUGEOT	2'07.998	11 13	2.166 0.036	225.2
29	24	Tatsuki SUZUKI	JPN	CIP-Unicom Starker	MAHINDRA	2'08.054	13 14	2.222 0.056	225.7
30	4	Fabio DI GIANNANTONIO	ITA	Gresini Racing Moto3	HONDA	2'08.223	3 12	2.391 0.169	226.6
31	43	Stefano VALTULINI	ITA	3570 Team Italia	MAHINDRA	2'08.422	8 15	2.590 0.199	227.1
32	77	Lorenzo PETRARCA	ITA	3570 Team Italia	MAHINDRA	2'09.665	13 14	3.833 1.243	224.6
33	3	Fabio SPIRANELLI	ITA	CIP-Unicom Starker	MAHINDRA	2'10.402	4 15	4.570 0.737	222.4

Practice condition: Dry

Air: 22°

Humidity: 48%

Ground: 21°

Fastest Lap:	Lap: 11	Livio LOI	2'05.832	153.9 Km/h
Circuit Record Lap:	2014	Alexis MASBOU	2'05.862	153.8 Km/h
Circuit Best Lap:	2016	Livio LOI	2'05.832	153.9 Km/h

The results are provisional until the end of the limit for protest and appeals.

Time limit for protest expires 30' after publication of the results - Mr. Time:

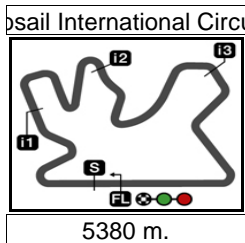
These data/results cannot be reproduced, stored and/or transmitted in whole or in part by any manner of electronic, mechanical, photocopying, recording, broadcasting or otherwise now known or herein after developed without the previous express consent by the copyright owner, except for reproduction in daily press and regular printed publications on sale to the public within 60 days of the event related to those data/results and always provided that copyright symbol appears together as follows below.

© DORNA, 2016

Official MotoGP Timing by TISSOT
www.motogp.com

Doha, Thursday, March 17, 2016





Results and timing service provided by TISSOT

Moto3

COMMERCIAL BANK GRAND PRIX OF QATAR

Free Practice Nr. 2

Combined Free Practice Times

7

	Rider	Nation	Team	MOTORCYCLE	FP1	FP2	Gap
1	11 L.LOI	BEL	RW Racing GP BV	HONDA	2'06.456 13	2'05.832 11	
2	36 J.MIR	SPA	Leopard Racing	KTM	2'08.083 3	2'06.160 14	0.328 0.328
3	8 N.BULEGA	ITA	SKY Racing Team VR46	KTM	2'07.108 11	2'06.184 9	0.352 0.024
4	5 R.FENATI	ITA	SKY Racing Team VR46	KTM	2'07.254 11	2'06.195 10	0.363 0.011
5	21 F.BAGNAIA	ITA	ASPAR Mahindra Team Moto3	MAHINDRA	2'07.850 11	2'06.257 12	0.425 0.062
6	41 B.BINDER	RSA	Red Bull KTM Ajo	KTM	2'07.343 15	2'06.268 13	0.436 0.011
7	55 A.LOCATELLI	ITA	Leopard Racing	KTM	2'07.733 3	2'06.277 12	0.445 0.009
8	84 J.KORNFEIL	CZE	Drive M7 SIC Racing Team	HONDA	2'07.530 10	2'06.329 14	0.497 0.052
9	23 N.ANTONELLI	ITA	Ongetta-Rivacold	HONDA	2'07.674 4	2'06.337 10	0.505 0.008
10	64 B.BENDSNEYDEI	NED	Red Bull KTM Ajo	KTM	2'07.885 10	2'06.477 9	0.645 0.140
11	88 J.MARTIN	SPA	ASPAR Mahindra Team Moto3	MAHINDRA	2'08.297 13	2'06.507 12	0.675 0.030
12	9 J.NAVARRO	SPA	Estrella Galicia 0,0	HONDA	2'06.538 12	2'06.675 15	0.706 0.031
13	20 F.QUARTARARO	FRA	Leopard Racing	KTM	2'07.987 6	2'06.550 13	0.718 0.012
14	33 E.BASTIANINI	ITA	Gresini Racing Moto3	HONDA	2'07.717 13	2'06.567 10	0.735 0.017
15	6 M.HERRERA	SPA	MH6 Laglisse	KTM	2'07.490 12	2'06.624 13	0.792 0.057
16	44 A.CANET	SPA	Estrella Galicia 0,0	HONDA	2'07.959 13	2'06.681 15	0.849 0.057
17	7 A.NORRODIN	MAL	Drive M7 SIC Racing Team	HONDA	2'08.045 13	2'06.714 13	0.882 0.033
18	65 P.OETTL	GER	Schedl GP Racing	KTM	2'07.862 4	2'06.784 7	0.952 0.070
19	16 A.MIGNO	ITA	SKY Racing Team VR46	KTM	2'07.207 13	2'06.961 13	1.129 0.177
20	58 J.GUEVARA	SPA	RBA Racing Team	KTM	2'08.361 9	2'07.154 8	1.322 0.193
21	89 K.PAWI	MAL	Honda Team Asia	HONDA	2'07.490 14	2'07.581 10	1.658 0.336
22	95 J.DANILO	FRA	Ongetta-Rivacold	HONDA	2'08.155 13	2'07.565 8	1.733 0.075
23	76 H.ONO	JPN	Honda Team Asia	HONDA	2'09.260 3	2'07.608 13	1.776 0.043
24	17 J.MCPHEE	GBR	Peugeot MC Saxoprint	PEUGEOT	2'09.145 9	2'07.651 6	1.819 0.043
25	19 G.RODRIGO	ARG	RBA Racing Team	KTM	2'08.193 9	2'07.685 11	1.853 0.034
26	98 K.HANIKA	CZE	Platinum Bay Real Estate	MAHINDRA	2'08.008 12	2'07.898 11	2.066 0.213
27	10 A.MASBOU	FRA	Peugeot MC Saxoprint	PEUGEOT	2'07.920 12	2'07.998 11	2.088 0.022
28	40 D.BINDER	RSA	Platinum Bay Real Estate	MAHINDRA	2'08.353 13	2'07.962 14	2.130 0.042
29	24 T.SUZUKI	JPN	CIP-Unicom Starker	MAHINDRA	2'09.011 9	2'08.054 13	2.222 0.092
30	4 F.DI GIANNANTO	ITA	Gresini Racing Moto3	HONDA	2'08.813 8	2'08.223 3	2.391 0.169
31	43 S.VALTULINI	ITA	3570 Team Italia	MAHINDRA	2'09.439 9	2'08.422 8	2.590 0.199
32	77 L.PETRARCA	ITA	3570 Team Italia	MAHINDRA	2'10.063 5	2'09.665 13	3.833 1.243
33	3 F.SPIRANELLI	ITA	CIP-Unicom Starker	MAHINDRA	2'10.455 14	2'10.402 4	4.570 0.737

Pole Position Record:	2014	Alex RINS	2'05.973	153.7 Km/h
Circuit Record Lap:	2014	Alexis MASBOU	2'05.862	153.8 Km/h
Circuit Best Lap:	2016	Livio LOI	2'05.832	153.9 Km/h

The results are provisional until the end of the limit for protest and appeals.

Time limit for protest expires 60' after publication of the results - Mr. Time:

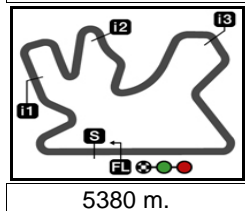
These data/results cannot be reproduced, stored and/or transmitted in whole or in part by any manner of electronic, mechanical, photocopying, recording, broadcasting or otherwise now known or herein after developed without the previous express consent by the copyright owner, except for reproduction in daily press and regular printed publications on sale to the public within 60 days of the event related to those data/results and always provided that copyright symbol appears together as follows below.

© DORNA, 2016

Official MotoGP Timing by TISSOT
www.motogp.com

Doha, Thursday, March 17, 2016





COMMERCIAL BANK GRAND PRIX OF QATAR

Free Practice Nr. 2

Top Speed & Average

8

	Rider	Nation	Motorcycle	Top 5 speeds					Average	Top
76	Hiroki ONO	JPN	HONDA	233.7	232.9	226.5	225.0	224.2	228.5	233.7
5	Romano FENATI	ITA	KTM	230.9	225.6	225.3	224.1	222.1	225.6	230.9
95	Jules DANILO	FRA	HONDA	229.5	225.7	223.5	221.1	220.6	224.1	229.5
19	Gabriel RODRIGO	ARG	KTM	229.2	228.6	228.3	227.8	227.7	228.3	229.2
16	Andrea MIGNO	ITA	KTM	229.2	227.4	227.4	227.1	226.2	227.5	229.2
7	Adam NORRODIN	MAL	HONDA	229.1	226.2	226.0	221.0	220.8	224.6	229.1
58	Juanfran GUEVARA	SPA	KTM	229.1	228.9	228.5	227.8	226.0	228.1	229.1
55	Andrea LOCATELLI	ITA	KTM	228.7	224.6	224.6	224.4	223.1	225.1	228.7
84	Jakub KORNFEIL	CZE	HONDA	228.6	225.8	225.5	224.8	224.8	225.9	228.6
88	Jorge MARTIN	SPA	MAHINDRA	228.6	226.2	222.4	221.9	220.0	223.8	228.6
11	Livio LOI	BEL	HONDA	228.5	227.3	225.6	224.9	224.2	226.1	228.5
21	Francesco BAGNAIA	ITA	MAHINDRA	228.1	227.3	225.0	224.4	224.4	225.8	228.1
36	Joan MIR	SPA	KTM	227.9	227.0	227.0	227.0	226.7	227.1	227.9
64	Bo BENDSNEYDER	NED	KTM	227.8	227.8	227.2	226.8	224.2	226.8	227.8
6	Maria HERRERA	SPA	KTM	227.7	226.9	224.7	224.6	222.8	225.3	227.7
41	Brad BINDER	RSA	KTM	227.4	226.8	225.3	225.2	224.8	225.9	227.4
9	Jorge NAVARRO	SPA	HONDA	227.3	224.3	223.8	223.4	222.4	224.2	227.3
20	Fabio QUARTARARO	FRA	KTM	227.1	227.1	226.1	226.1	225.8	226.4	227.1
43	Stefano VALTULINI	ITA	MAHINDRA	227.1	226.1	221.9	221.4	220.1	223.3	227.1
17	John MCPHEE	GBR	PEUGEOT	227.0	222.3	221.1	218.0	217.0	221.1	227.0
4	Fabio DI GIANNANTONIO	ITA	HONDA	226.6	223.4	222.5	221.1	220.6	222.8	226.6
89	Khairul Idham PAWI	MAL	HONDA	225.7	223.4	223.3	222.3	221.8	223.3	225.7
24	Tatsuki SUZUKI	JPN	MAHINDRA	225.7	222.1	221.3	218.7	217.8	221.1	225.7
33	Enea BASTIANINI	ITA	HONDA	225.6	224.4	222.7	221.0	220.6	222.9	225.6
10	Alexis MASBOU	FRA	PEUGEOT	225.2	223.7	223.0	221.2	220.9	222.8	225.2
40	Darryn BINDER	RSA	MAHINDRA	225.1	225.0	223.4	221.3	220.8	223.1	225.1
44	Aron CANET	SPA	HONDA	225.0	224.8	223.6	221.9	221.5	223.4	225.0
65	Philipp OETTL	GER	KTM	224.8	223.5	222.8	218.4	218.0	221.5	224.8
23	Niccolò ANTONELLI	ITA	HONDA	224.7	223.5	222.8	221.1	221.0	222.6	224.7
77	Lorenzo PETRARCA	ITA	MAHINDRA	224.6	215.7	215.5	214.4	213.8	216.8	224.6
3	Fabio SPIRANELLI	ITA	MAHINDRA	222.4	221.9	216.2	216.2	215.3	218.4	222.4
8	Nicolo BULEGA	ITA	KTM	221.7	220.8	220.3	219.6	219.5	220.4	221.7
98	Karel HANIKA	CZE	MAHINDRA	220.9	218.4	218.4	217.6	211.8	217.4	220.9

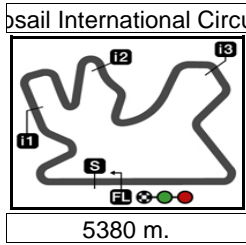
These data/results cannot be reproduced, stored and/or transmitted in whole or in part by any manner of electronic, mechanical, photocopying, recording, broadcasting or otherwise now known or herein after developed without the previous express consent by the copyright owner, except for reproduction in daily press and regular printed publications on sale to the public within 60 days of the event related to those data/results and always provided that copyright symbol appears together as follows below.

© DORNA, 2016

Official MotoGP Timing by TISSOT
www.motogp.com



Doha, Thursday, March 17, 2016



Results and timing service provided by **TISSOT**

Moto3

COMMERCIAL BANK GRAND PRIX OF QATAR

Free Practice Nr. 2

Chronological Analysis of Performances

9

* Lap / Sector time cancelled T1 Time from finish line to 1st intermediate T3 Time from 2nd intermed. to 3rd intermed.
P Crossing the finish line in pit lane T2 Time from 1st intermed. to 2nd intermed. T4 Time from 3rd intermediate to finish line

Lap	Lap Time	T1	T2	T3	T4	Speed	Lap	Lap Time	T1	T2	T3	T4	Speed						
1st 11 Livio LOI RW Racing GP BV BEL Runs=3 Total laps=14 Full laps=9							4th 5 Romano FENATI SKY Racing Team VR ITA Runs=3 Total laps=11 Full laps=6												
1	2'52.278	1'10.721	33.428	31.286	36.843	135.6	1	4'24.244	2'43.589	32.872	30.944	36.839	120.3						
2	2'08.260	28.188	32.116	30.744	37.212	225.6	2	2'07.715	28.333	32.209	30.539	36.634	222.0						
3	2'08.598	28.513	32.515	31.131	36.439	221.2	3	2'07.590	28.162	32.166	30.540	36.722	221.9						
4	2'07.287	28.136	31.874	30.703	36.574	224.2	4	13'56.955 P	28.419	32.330	30.932	2'25.274	221.8						
5	8'06.326 P	28.279	32.841	31.257	6'33.949	219.5	5	2'15.000	35.351	32.345	30.684	36.620	132.5						
6	2'15.375	35.202	32.601	30.857	36.715	116.5	6	2'07.157	28.125	32.165	30.387	36.480	225.3						
7	2'06.748	28.104	31.644	30.547	36.453	224.9	7	2'07.281	28.089	32.049	30.500	36.643	225.6						
8	2'06.828	28.176	31.843	30.472	36.337	218.7	8	6'07.972 P	28.379	32.123	31.012	4'36.458	222.1						
9	7'27.857 P	30.614	32.588	31.704	5'52.951	223.3	9	2'24.140	42.888	34.047	30.625	36.580	135.0						
10	2'13.202	33.725	32.150	30.631	36.696	110.6	10	2'06.195	28.075	31.737	30.323	36.060	230.9						
11	2'05.832	27.906	31.379	30.276	36.271	227.3	11	2'06.497	27.980	31.766	30.279	36.472	224.1						
12	2'08.918	29.253	32.242	30.813	36.610	219.3	5th 21 Francesco BAGNAI ASPAR Mahindra Tea ITA Runs=3 Total laps=13 Full laps=8												
13	2'05.896	27.881	31.454	30.321	36.240	228.5	1	2'53.597	1'13.156	32.789	30.767	36.885	112.0						
14	2'13.033	32.624	32.520	31.001	36.888	219.6	2	2'07.991	28.383	32.067	30.835	36.706	221.9						
2nd 36 Joan MIR Leopard Racing SPA Runs=3 Total laps=14 Full laps=9							3							2'07.664	28.308	31.921	30.933	36.502	221.6
1	3'19.089	1'37.701	33.544	30.944	36.900	113.9	4	2'07.144	28.118	31.903	30.666	36.457	228.1						
2	2'08.426	28.346	32.332	30.878	36.870	227.9	5	8'35.613 P	28.284	38.011	30.809	6'58.509	221.9						
3	2'08.099	28.303	32.085	30.914	36.797	224.3	6	2'14.186	32.993	32.719	31.142	37.332	128.1						
4	2'10.608	30.794	32.410	30.687	36.717	211.9	7	2'07.900	28.434	32.074	30.799	36.593	217.1						
5	2'07.665	28.184	32.360	30.713	36.408	226.2	8	2'07.659	28.315	31.965	30.630	36.749	225.0						
6	7'37.734 P	28.508	34.965	31.557	6'02.704	227.0	9	7'33.999 P	28.804	32.627	30.806	6'01.762	214.8						
7	2'34.167	46.996	34.431	34.660	38.080		10	2'13.141	33.661	32.067	30.654	36.759	132.0						
8	2'08.522	28.232	33.027	30.777	36.486	221.9	11	2'06.368	27.937	31.643	30.395	36.393	227.3						
9	2'07.062	27.977	31.876	30.651	36.558	227.0	12	2'06.257	28.000	31.622	30.304	36.331	224.4						
10	2'06.888	28.065	31.767	30.620	36.436	224.2	13	2'06.952	27.958	31.774	30.504	36.716	224.4						
11	5'34.246 P	29.341	32.554	31.039	4'01.312	225.2	6th 41 Brad BINDER Red Bull KTM Ajo RSA Runs=2 Total laps=16 Full laps=13												
12	2'14.326	33.639	33.572	30.797	36.318	135.0	1	3'01.931	1'19.076	33.176	31.910	37.769	129.2						
13	2'06.308	28.100	31.647	30.414	36.147	226.7	2	2'08.657	28.770	32.479	30.795	36.613	227.4						
14	2'06.160	28.000	31.594	30.430	36.136	227.0	3	2'07.546	28.147	31.880	30.745	36.774	224.8						
3rd 8 Nicolo BULEGA SKY Racing Team VR ITA Runs=3 Total laps=10 Full laps=4							4							7'32.211 P	30.134	32.606	30.934	5'58.537	223.7
1	3'13.058	1'32.136	32.752	31.249	36.921	124.3	5	2'16.288	34.991	32.787	31.250	37.260	121.8						
2	2'08.246	28.459	32.241	30.811	36.735	220.8	6	2'06.982	28.247	31.695	30.395	36.645	220.3						
3	8'27.411 P	28.600	32.598	31.487	6'54.726	220.3	7	2'06.841	28.056	31.884	30.412	36.489	219.9						
4	2'23.287	42.388	32.669	31.075	37.155	75.4	8	2'06.534	28.073	31.704	30.403	36.354	221.2						
5	2'08.349	28.411	32.209	30.916	36.813	219.0	9	2'06.788	27.979	31.704	30.290	36.815	225.3						
6	6'47.624 P	28.659	32.473	31.080	5'15.412	217.9	10	2'06.574	28.033	31.679	30.418	36.444	219.4						
7	2'23.552	43.871	32.504	30.718	36.459		11	2'06.612	28.036	31.637	30.394	36.545	221.3						
8	2'06.500	28.094	31.664	30.452	36.290	221.7	12	2'08.376	28.102	32.139	30.925	37.210	220.2						
9	2'06.184	28.038	31.523	30.385	36.238	219.5	13	2'06.268	27.983	31.725	30.182	36.378	222.4						
unfinished		28.111	31.625	30.418		219.6													

Fastest Lap: Livio LOI RW Racing GP BV BEL **2'05.832** 27.906 31.379 30.276 36.271

These data/results cannot be reproduced, stored and/or transmitted in whole or in part by any manner of electronic, mechanical, photocopying, recording, broadcasting or otherwise now known or herein after developed without the previous express consent by the copyright owner, except for reproduction in daily press and regular printed publications on sale to the public within 60 days of the event related to those data/results and always provided that copyright symbol appears together as follows below.
© DORNA, 2016



Free Practice Nr. 2

Moto3

Lap	Lap Time	T1	T2	T3	T4	Speed	Lap	Lap Time	T1	T2	T3	T4	Speed
14	2'06.782	27.799	31.564	30.653	36.766	226.8	5	2'08.745	28.415	32.559	30.861	36.910	224.2
15	2'16.349	37.220	32.051	30.566	36.512	219.5	6	9'15.212 P	28.868	32.940	31.561	7'41.843	222.5
16	2'07.689	28.663	31.855	30.572	36.599	225.2	7	2'34.398	36.301	38.975	39.515	39.607	109.3
7th 55 Andrea LOCATELLI Leopard Racing ITA Runs=3 Total laps=13 Full laps=8							8	2'07.055	28.333	31.843	30.383	36.496	214.5
1	3'56.347	2'13.273	34.261	31.527	37.286	118.0	9	2'06.477	28.026	31.786	30.392	36.273	223.5
2	2'08.774	28.745	32.223	30.891	36.915	219.6	10	2'06.755	28.006	31.797	30.390	36.562	227.8
3	2'07.917	28.453	32.049	30.713	36.702	220.9	11	2'07.208	27.974	32.143	30.563	36.528	223.3
4	2'07.736	28.344	32.067	30.624	36.701	221.2	12	2'06.983	28.049	31.954	30.476	36.504	218.6
5	9'11.282 P	28.989	32.967	31.795	7'37.531	220.7	13	2'07.806	28.745	31.912	30.543	36.606	218.2
6	2'33.885	45.581	34.196	35.985	38.123	70.6	14	2'07.563	28.116	31.965	30.716	36.766	227.8
7	2'07.315	28.236	32.230	30.416	36.433	224.6	15	2'07.588	28.066	32.107	30.746	36.669	226.8
8	2'06.797	28.240	31.778	30.341	36.438	220.7	11th 88 Jorge MARTIN ASPAR Mahindra Tea SPA Runs=3 Total laps=14 Full laps=9						
9	2'07.163	28.103	32.000	30.462	36.598	224.4	1	2'55.198	1'13.281	33.464	31.315	37.138	120.7
10	5'41.909 P	29.796	32.499	31.179	4'08.435	223.1	2	2'08.049	28.471	32.092	30.648	36.838	221.9
11	2'13.980	33.871	32.747	30.737	36.625	142.5	3	2'15.204	34.700	32.567	30.995	36.942	217.3
12	2'06.277	27.828	31.760	30.342	36.347	228.7	4	2'08.648	28.577	32.267	30.675	37.129	218.0
13	2'07.252	28.110	31.848	30.666	36.628	224.6	5	8'14.469 P	28.620	32.529	30.641	6'42.679	220.0
8th 84 Jakub KORNFEL Drive M7 SIC Racing CZE Runs=3 Total laps=14 Full laps=9							6	2'25.370	44.078	32.700	31.179	37.413	108.8
1	3'05.512	1'23.115	33.438	31.409	37.550	122.3	7	2'06.903	28.245	31.687	30.498	36.473	218.0
2	2'08.613	28.432	32.428	30.812	36.941	223.9	8	2'07.004	28.209	31.672	30.457	36.666	215.5
3	2'07.802	28.182	32.001	30.768	36.851	222.8	9	2'07.114	28.284	31.703	30.428	36.699	216.3
4	2'07.649	28.188	32.009	30.700	36.752	222.3	10	5'27.943 P	28.779	32.095	30.952	3'56.117	208.2
5	2'07.717	28.087	32.036	30.833	36.761	224.8	11	2'13.024	33.142	32.253	30.768	36.861	133.0
6	2'07.899	28.202	32.071	30.755	36.871	224.8	12	2'06.507	28.043	31.787	30.402	36.275	222.4
7	5'33.119 P	28.824	32.932	31.213	4'00.150	219.1	13	2'07.035	28.101	31.894	30.443	36.597	228.6
8	2'16.849	34.461	33.262	31.233	37.893	117.3	14	2'06.618	27.965	31.912	30.323	36.418	226.2
9	2'08.018	28.314	31.968	30.760	36.976	221.1	12th 20 Fabio QUARTARAR Leopard Racing FRA Runs=3 Total laps=14 Full laps=9						
10	8'09.616 P	28.317	32.148	32.880	6'36.271	218.2	1	3'21.015	1'39.183	33.561	31.347	36.924	121.3
11	2'17.263	34.139	32.847	30.992	39.285	140.0	2	2'08.520	28.467	32.425	30.892	36.736	225.7
12	2'06.717	27.967	31.796	30.503	36.451	225.8	3	2'07.790	28.281	32.209	30.708	36.592	225.7
13	2'06.395	27.887	31.656	30.542	36.310	225.5	4	2'07.726	28.238	32.294	30.687	36.507	227.1
14	2'06.329	28.044	31.727	30.408	36.150	228.6	5	2'10.362	30.182	32.595	30.824	36.761	226.1
9th 23 Niccolò ANTONELL Ongetta-Rivacold ITA Runs=2 Total laps=10 Full laps=7							6	7'44.391 P	28.461	32.872	31.637	6'11.421	226.1
1	3'17.712	1'36.296	33.590	30.987	36.839	110.0	7	2'26.162	38.813	34.940	34.729	37.680	111.5
2	2'07.106	28.353	31.861	30.451	36.441	221.1	8	2'07.281	28.146	32.138	30.465	36.532	225.8
3	2'07.322	28.215	31.799	30.595	36.713	223.5	9	2'06.835	28.127	31.725	30.427	36.556	224.5
4	2'08.308	29.203	31.845	30.589	36.671	215.4	10	2'07.073	28.237	31.669	30.548	36.619	224.0
5	2'07.090	28.319	31.680	30.512	36.579	217.8	11	5'31.401 P	29.757	32.431	31.071	3'58.142	214.0
6	2'01.944 P	29.259	32.216	30.777	18'29.692	219.8	12	2'12.715	32.936	32.426	30.666	36.687	132.0
7	2'19.096	38.287	32.493	31.093	37.223	114.3	13	2'06.550	28.102	31.755	30.422	36.271	224.7
8	2'06.706	28.064	31.709	30.440	36.493	224.7	14	2'06.749	27.999	31.829	30.483	36.438	227.1
9	2'07.091	28.502	31.852	30.364	36.373	221.0	13th 33 Enea BASTIANINI Gresini Racing Moto3 ITA Runs=3 Total laps=11 Full laps=6						
10	2'06.337	28.029	31.659	30.333	36.316	222.8	1	3'15.374	1'32.744	33.384	31.642	37.604	95.9
10th 64 Bo BENDSNEYDER Red Bull KTM Ajo NED Runs=2 Total laps=15 Full laps=12							2	2'08.419	28.401	32.285	30.879	36.854	224.4
1	3'01.789	1'17.119	34.004	32.125	38.541	111.5	3	2'08.107	28.420	32.116	30.753	36.818	222.7
2	2'08.832	28.798	32.391	30.877	36.766	221.2	4	10'43.386 P	29.872	32.427	30.686	9'10.401	221.0
3	2'07.845	28.098	32.184	30.917	36.646	227.2	5	2'15.919	35.216	32.543	31.072	37.088	111.5
4	2'10.110	28.615	33.125	31.399	36.971	221.0	6	2'10.149	28.843	33.746	30.653	36.907	217.6
Fastest Lap: Livio LOI RW Racing GP BV BEL 2'05.832 27.906 31.379 30.276 36.271							7	2'07.144	28.269	31.764	30.482	36.629	220.6
These data/results cannot be reproduced, stored and/or transmitted in whole or in part by any manner of electronic, mechanical, photocopying, recording, broadcasting or otherwise now known or herein after developed without the previous express consent by the copyright owner, except for reproduction in daily press and regular printed publications on sale to the public within 60 days of the event related to those data/results and always provided that copyright symbol appears together as follows below.							8	9'03.674 P	28.472	33.703	30.840	7'30.659	219.5
© DORNA, 2016													

Fastest Lap: Livio LOI RW Racing GP BV BEL 2'05.832 27.906 31.379 30.276 36.271

These data/results cannot be reproduced, stored and/or transmitted in whole or in part by any manner of electronic, mechanical, photocopying, recording, broadcasting or otherwise now known or herein after developed without the previous express consent by the copyright owner, except for reproduction in daily press and regular printed publications on sale to the public within 60 days of the event related to those data/results and always provided that copyright symbol appears together as follows below.
© DORNA, 2016

Free Practice Nr. 2

Moto3

Lap	Lap Time	T1	T2	T3	T4	Speed	Lap	Lap Time	T1	T2	T3	T4	Speed	
9	2'16.787	35.582	32.743	30.868	37.594	113.9	14	2'06.759	28.494	31.649	30.328	36.288	214.1	
10	2'06.567	28.077	31.509	30.402	36.579	225.6	15	2'06.681	28.279	31.781	30.353	36.268	220.1	
11	2'06.937	28.138	31.631	30.459	36.709	220.4								
14th	6	Maria HERRERA MH6 Laglisse SPA												
		Runs=3	Total laps=16	Full laps=11										
1	2'52.226	1'10.861	33.109	31.051	37.205	138.3	1	3'05.537	1'22.306	33.774	31.762	37.695	111.4	
2	2'08.145	28.302	32.140	30.752	36.951	221.5	2	2'09.295	28.679	32.815	30.880	36.921	219.0	
3	2'08.733	28.747	32.196	30.867	36.923	221.4	3	2'08.660	28.362	32.349	30.917	37.032	226.2	
4	2'07.369	28.333	31.960	30.658	36.418	220.9	4	2'09.038	28.588	32.358	31.018	37.074	220.7	
5	2'08.581	28.338	32.169	31.107	36.967	218.9	5	2'09.399	28.638	32.504	31.168	37.089	220.8	
6	5'58.395 P	28.283	32.248	31.053	4'26.811	222.0	6	7'36.488 P	28.519	32.539	31.366	6'04.064	221.0	
7	2'14.585	34.174	32.368	31.018	37.025	126.4	7	2'16.779	34.427	33.345	31.317	37.690	118.2	
8	2'07.690	28.365	31.975	30.644	36.706	219.7	8	2'08.179	28.559	32.114	30.748	36.758	217.3	
9	2'07.681	27.987	32.076	30.683	36.935	226.9	9	8'09.491 P	28.559	32.418	31.071	6'37.443	220.7	
10	2'08.786	28.341	32.282	30.955	37.208	224.6	10	2'15.585	34.203	32.992	30.959	37.431	139.0	
11	5'15.795 P	28.521	32.459	31.177	3'43.638	220.8	11	2'07.226	28.449	32.021	30.432	36.324	215.5	
12	2'14.633	34.734	32.271	30.823	36.805	110.4	12	2'06.908	28.154	32.083	30.424	36.247	229.1	
13	2'06.624	28.144	31.643	30.373	36.464	222.8	13	2'06.714	28.009	31.943	30.443	36.319	226.0	
14	2'08.148	28.118	32.333	30.857	36.840	227.7								
15	2'07.011	28.124	31.637	30.528	36.722	222.6								
16	2'07.877	28.109	31.922	30.905	36.941	224.7								
15th	9	Jorge NAVARRO Estrella Galicia 0,0 SPA												
		Runs=3	Total laps=15	Full laps=10										
1	3'23.823	1'43.164	32.941	30.879	36.839	136.7	1	2'19.855	38.414	32.743	31.239	37.459	144.9	
2	2'07.513	28.347	31.869	30.614	36.683	220.7	2	2'09.116	28.673	32.373	30.971	37.099	217.0	
3	2'07.276	28.345	31.851	30.566	36.514	223.4	3	2'08.855	28.534	32.370	30.849	37.102	217.0	
4	2'06.705	28.123	31.950	30.380	36.252	224.3	4	10'46.055 P	28.542	32.158	31.031	9'14.324	216.8	
5	2'08.306	28.761	32.066	30.747	36.732	227.3	5	2'14.218	33.635	32.719	30.882	36.982	137.7	
6	6'26.987 P	28.696	32.241	30.849	4'55.201	220.6	6	2'06.793	28.163	31.885	30.430	36.315	222.8	
7	2'13.940	33.803	32.537	30.868	36.732	131.1	7	2'06.784	27.976	31.698	30.432	36.678	224.8	
8	2'07.648	28.370	31.953	30.729	36.596	220.1	8	8'56.255 P	32.581	33.990	31.368	7'18.316	218.4	
9	2'07.329	28.307	31.831	30.589	36.602	222.4	9	2'19.354	34.961	36.414	31.044	36.935	117.3	
10	2'07.504	28.192	31.873	30.623	36.816	223.8	10	2'07.845	28.306	32.031	30.650	36.858	218.0	
11	6'18.706 P	29.420	33.184	30.832	4'45.270	220.4	11	2'09.984	28.330	32.442	32.115	37.097	223.5	
12	2'14.783	33.257	32.795	30.948	37.783	135.8	12	2'09.392	28.618	32.837	31.020	36.917	216.8	
13	2'06.988	28.201	31.548	30.666	36.573	222.2								
14	2'06.761	28.342	31.471	30.414	36.534	214.7								
15	2'06.675	28.183	31.690	30.365	36.437	221.7								
16th	44	Aron CANET Estrella Galicia 0,0 SPA												
		Runs=3	Total laps=15	Full laps=10										
1	3'18.672	1'36.679	33.715	31.092	37.186	108.0	1	3'19.659	1'37.978	33.597	31.098	36.986	86.3	
2	2'09.458	28.686	32.575	30.848	37.349	221.9	2	2'08.432	28.526	32.445	30.762	36.699	227.1	
3	2'08.409	28.473	32.270	30.825	36.841	224.8	3	2'08.501	28.618	32.376	30.884	36.623	227.4	
4	2'08.581	28.573	32.484	30.668	36.856	221.3	4	2'08.565	28.616	32.786	30.683	36.480	220.7	
5	2'08.570	29.008	32.333	30.589	36.640	221.5	5	2'09.503	28.869	33.018	30.805	36.811	223.0	
6	6'00.905 P	28.439	32.768	30.799	4'28.899	225.0	6	2'08.715	28.444	32.387	30.858	37.026	226.2	
7	2'13.623	33.491	32.487	30.660	36.985	123.9	7	7'49.312 P	28.705	32.486	30.986	6'17.135	218.6	
8	2'07.269	28.354	31.873	30.494	36.548	221.2	8	2'21.941	40.891	33.343	31.040	36.667		
9	2'07.037	28.322	31.822	30.421	36.472	221.3	9	2'07.631	28.173	31.929	30.852	36.677	225.2	
10	2'07.638	28.244	32.077	30.650	36.667	223.6	10	2'07.244	28.171	31.942	30.563	36.568	227.4	
11	6'44.693 P	28.633	32.358	31.123	5'12.579	219.9	11	5'40.563 P	28.475	32.358	31.023	4'08.707	222.3	
12	2'14.696	33.958	32.762	31.002	36.974	124.6	12	2'12.474	32.713	32.240	30.926	36.595	141.9	
13	2'07.982	28.356	32.147	30.744	36.735	219.0	13	2'06.961	28.126	31.751	30.429	36.655	226.0	
								14	2'07.169	28.100	31.978	30.536	36.555	229.2
20th	58	Juanfran GUEVARA RBA Racing Team SPA												
		Runs=3	Total laps=14	Full laps=9										
1	3'05.544	1'22.391	34.019	31.807	37.327	134.4	1	3'05.544	1'22.391	34.019	31.807	37.327	134.4	
2	2'09.013	28.333	32.828	31.012	36.840	228.9	2	2'09.013	28.333	32.828	31.012	36.840	228.9	
3	2'07.945	28.081	32.144	30.839	36.881	229.1	3	2'07.945	28.081	32.144	30.839	36.881	229.1	

Fastest Lap: Livio LOI RW Racing GP BV BEL **2'05.832** 27.906 31.379 30.276 36.271

These data/results cannot be reproduced, stored and/or transmitted in whole or in part by any manner of electronic, mechanical, photocopying, recording, broadcasting or otherwise now known or herein after developed without the previous express consent by the copyright owner, except for reproduction in daily press and regular printed publications on sale to the public within 60 days of the event related to those data/results and always provided that copyright symbol appears together as follows below.
© DORNA, 2016



Free Practice Nr. 2

Moto3

Lap	Lap Time	T1	T2	T3	T4	Speed	Lap	Lap Time	T1	T2	T3	T4	Speed
4	2'09.109	28.103	32.562	31.354	37.090	226.0	8	2'24.135	39.357	35.105	32.868	36.805	99.9
5	2'09.589	28.360	32.370	31.401	37.458	224.4	9	2'08.349	28.322	32.285	30.994	36.748	224.1
6	8'23.365 P	28.689	32.820	31.466	6'50.390	222.9	10	2'08.571	28.487	32.084	31.025	36.975	226.5
7	2'14.421	33.036	32.388	31.107	37.890	127.4	11	5'04.986 P	28.551	32.627	31.111	3'32.697	224.0
8	2'07.154	28.013	31.817	30.686	36.638	223.4	12	2'33.173	44.209	38.109	33.745	37.110	100.5
9	2'07.693	28.096	31.802	30.889	36.906	221.9	13	2'07.608	28.287	31.851	30.816	36.654	224.1
10	6'07.350 P	28.233	32.224	31.150	4'35.743	222.4	14	2'07.789	28.241	31.964	30.820	36.764	223.7
11	2'26.509	41.830	36.781	31.100	36.798								
12	2'07.312	28.114	31.997	30.669	36.532	227.8							
13	2'10.617	28.335	32.453	33.453	36.376	223.0							
14	2'07.818	28.167	32.020	30.804	36.827	228.5							

21st 95 Jules DANILO		Ongetta-Rivacold				FRA
Runs=3	Total laps=13	Full laps=8				
1	3'01.887	1'19.743	32.971	31.228	37.945	122.2
2	2'08.608	28.376	32.273	30.869	37.090	225.7
3	2'08.110	28.512	32.195	30.744	36.659	219.1
4	2'08.138	28.200	32.180	30.848	36.910	229.5
5	2'08.685	28.543	32.301	30.908	36.933	219.5
6	7'43.887 P	28.723	32.400	30.911	6'11.853	220.6
7	2'16.507	35.381	32.907	30.905	37.314	125.7
8	2'07.565	28.203	32.276	30.663	36.423	223.5
9	8'03.248 P	28.306	32.211	30.945	6'31.786	221.1
10	2'18.478	38.384	32.320	30.828	36.946	87.0
11	2'08.166	28.448	32.169	30.756	36.793	217.3
12	2'07.815	28.278	32.038	30.715	36.784	219.7
13	2'07.621	28.294	32.120	30.635	36.572	218.8

22nd 89 Khairul Idham PAWI		Honda Team Asia				MAL
Runs=2	Total laps=16	Full laps=13				
1	2'57.600	1'07.284	40.525	32.310	37.481	133.7
2	2'08.761	28.582	32.498	31.001	36.680	221.8
3	2'07.960	28.538	32.033	30.743	36.646	223.4
4	2'08.562	28.567	32.539	30.768	36.688	225.7
5	2'08.042	28.297	32.035	30.850	36.860	222.3
6	2'08.515	28.560	31.936	31.148	36.871	218.5
7	8'11.174 P	30.240	33.112	31.935	6'35.887	214.8
8	2'25.158	42.335	34.786	31.158	36.879	97.5
9	2'08.109	28.463	32.080	30.784	36.782	221.4
10	2'07.581	28.269	32.082	30.649	36.581	220.9
11	2'07.806	28.093	32.141	30.787	36.785	223.3
12	2'09.560	28.574	32.633	31.156	37.197	217.9
13	2'08.331	28.391	32.007	30.893	37.040	219.4
14	2'08.364	28.626	31.984	30.880	36.874	216.9
15	2'07.926	28.384	31.871	30.899	36.772	217.8
16	2'07.999	28.349	31.973	30.825	36.852	218.0

23rd 76 Hiroki ONO		Honda Team Asia				JPN
Runs=3	Total laps=14	Full laps=9				
1	3'01.755	1'14.907	35.339	32.624	38.885	107.2
2	2'08.840	28.712	32.265	30.979	36.884	223.2
3	2'08.251	28.587	32.182	30.887	36.595	224.2
4	2'08.400	28.293	32.452	30.994	36.661	233.7
5	2'08.096	28.168	32.344	31.011	36.573	232.9
6	2'08.781	28.386	32.266	31.126	37.003	225.0
7	8'05.610 P	28.537	32.589	31.515	6'32.969	220.9

24th 17 John MCPHEE		Peugeot MC Saxoprin				GBR
Runs=3	Total laps=12	Full laps=7				
1	2'54.947	1'11.562	33.709	31.682	37.994	
2	2'09.840	28.863	32.596	31.023	37.358	215.5
3	2'09.639	28.805	32.649	31.230	36.955	215.5
4	12'06.117 P	28.608	32.675	30.929	0'33.905	227.0
5	2'15.302	33.788	32.960	31.000	37.554	140.4
6	2'07.651	28.402	32.317	30.584	36.348	221.1
7	2'08.798	28.255	32.348	30.833	37.362	222.3
8	6'18.409 P	30.026	32.465	31.136	4'44.782	210.6
9	2'25.839	41.141	33.797	32.353	38.548	95.5
10	2'10.314	28.776	33.480	31.016	37.042	212.1
11	2'08.742	28.435	32.291	30.892	37.124	217.0
12	2'08.288	28.545	32.119	30.729	36.895	218.0

25th 19 Gabriel RODRIGO		RBA Racing Team				ARG
Runs=3	Total laps=13	Full laps=8				
1	3'02.331	1'20.936	32.930	31.266	37.199	131.9
2	2'08.757	28.530	32.483	30.945	36.799	227.8
3	2'07.800	28.423	32.016	30.814	36.547	228.3
4	2'08.835	28.405	32.439	31.057	36.934	229.2
5	2'07.834	28.133	32.259	30.961	36.481	228.6
6	8'29.960 P	28.297	32.294	31.044	6'58.325	227.7
7	2'13.508	32.990	32.450	31.004	37.064	133.8
8	2'07.899	28.282	32.081	30.738	36.798	222.5
9	8'13.554 P	28.283	32.555	31.576	6'41.140	223.3
10	2'26.898	42.015	37.072	31.074	36.737	
11	2'07.685	28.402	32.179	30.635	36.469	219.7
12	2'10.394	28.210	33.146	32.176	36.862	226.0
13	2'08.350	28.354	32.572	30.754	36.670	224.6

26th 98 Karel HANIKA		Platinum Bay Real Es				CZE
Runs=3	Total laps=11	Full laps=6				
1	3'20.139	1'36.913	33.823	31.650	37.753	128.0
2	2'09.913	28.816	32.738	31.253	37.106	218.4
3	8'38.543 P	29.698	32.944	31.837	7'04.064	217.6
4	2'16.152	33.482	33.029	31.392	38.249	132.9
5	11'50.854 P	29.153	33.386	31.284	0'17.031	208.1
6	2'23.907	35.968	35.654	34.683	37.602	128.2
7	2'08.546	28.464	32.069	30.754	37.259	218.4
8	2'09.895	28.760	32.895	31.064	37.176	209.3
9	2'08.596	28.597	31.872	30.861	37.266	211.6
10	2'19.242	29.669	36.597	34.468	38.508	211.8
11	2'07.898	28.290	32.013	30.647	36.948	220.9

27th 40 Darryn BINDER		Platinum Bay Real Es				RSA
Runs=3	Total laps=14	Full laps=9				
1	3'15.658	1'33.115	33.970	31.363	37.210	115.0

Fastest Lap: Livio LOI RW Racing GP BV BEL 2'05.832 27.906 31.379 30.276 36.271

These data/results cannot be reproduced, stored and/or transmitted in whole or in part by any manner of electronic, mechanical, photocopying, recording, broadcasting or otherwise now known or herein after developed without the previous express consent by the copyright owner, except for reproduction in daily press and regular printed publications on sale to the public within 60 days of the event related to those data/results and always provided that copyright symbol appears together as follows below.
© DORNA, 2016

Official MotoGP Timing by TISSOT
www.motogp.com

Doha, Thursday, March 17, 2016

Page 4 of 6



Free Practice Nr. 2

Moto3

Lap	Lap Time	T1	T2	T3	T4	Speed	Lap	Lap Time	T1	T2	T3	T4	Speed
2	2'08.391	28.412	32.536	30.820	36.623	225.1	8	2'08.240	28.293	32.135	30.745	37.067	220.6
3	2'08.094	28.305	32.194	30.779	36.816	225.0	9	7'08.026 P	29.507	32.408	30.746	5'35.365	219.7
4	2'09.284	29.235	32.220	30.877	36.952	215.0	10	2'16.852	35.686	32.571	31.278	37.317	145.0
5	2'08.320	28.221	32.166	30.913	37.020	221.3	11	2'08.755	28.655	32.300	30.795	37.005	216.9
6	9'05.888 P	28.936	32.518	31.418	7'33.016	218.4	12	2'12.235	28.594	33.650	31.658	38.333	218.8
7	2'14.868	33.169	32.838	31.384	37.477	136.8	31st 43 Stefano VALTULINI 3570 Team Italia ITA						
8	2'09.696	28.746	32.283	31.321	37.346	215.6	Runs=3 Total laps=15 Full laps=10						
9	2'09.884	28.798	32.465	31.247	37.374	216.0	1	2'55.711	1'12.416	33.999	31.794	37.502	
10	4'42.170 P	28.969	32.878	31.301	3'09.022	216.3	2	2'10.281	28.915	32.750	31.452	37.164	221.9
11	2'24.812	40.423	33.756	32.096	38.537	102.9	3	2'11.240	28.851	33.279	31.363	37.747	220.1
12	2'08.083	28.266	32.051	30.785	36.981	220.8	4	2'10.553	29.149	33.025	31.288	37.091	216.7
13	2'10.427	30.749	32.248	30.797	36.633	217.6	5	8'26.666 P	28.919	33.184	31.314	6'53.249	227.1
14	2'07.962	28.213	31.942	30.806	37.001	223.4	6	2'17.136	34.971	33.317	31.360	37.488	125.6
28th 10 Alexis MASBOU Peugeot MC Saxoprin FRA							7	2'08.652	28.650	32.377	30.679	36.946	217.7
Runs=3 Total laps=13 Full laps=8							8	2'08.422	28.607	32.185	30.736	36.894	221.4
1	2'55.981	1'13.017	34.218	31.482	37.264		9	2'41.474 P	28.926	33.533	31.262	1'07.753	217.8
2	2'09.071	28.689	32.449	31.039	36.894	225.2	10	2'15.117	34.147	32.712	31.138	37.120	121.3
3	2'09.024	28.564	32.375	31.098	36.987	223.7	11	2'09.330	28.830	32.357	30.954	37.189	215.0
4	2'08.866	28.484	32.223	31.075	37.084	217.4	12	2'09.088	28.872	32.147	30.889	37.180	213.9
5	2'08.063	28.499	32.112	30.689	36.763	218.3	13	2'25.506	28.722	46.430	33.109	37.245	214.4
6	10'44.006 P	28.422	32.620	31.583	9'11.381	223.0	14	2'08.629	28.563	32.168	30.784	37.114	226.1
7	2'15.056	33.802	32.917	31.261	37.076	139.8	15	2'08.471	28.543	32.113	30.763	37.052	219.6
8	2'11.467	28.467	32.239	31.147	39.614	218.0	32nd 77 Lorenzo PETRARC 3570 Team Italia ITA						
9	5'28.523 P	33.876	33.020	31.779	3'49.848	216.6	Runs=3 Total laps=14 Full laps=9						
10	2'27.935	43.907	33.738	31.457	38.833	91.3	1	2'51.126	1'02.976	36.938	32.995	38.217	129.6
11	2'07.998	28.333	32.177	30.738	36.750	220.9	2	2'11.347	29.269	33.511	31.305	37.262	211.7
12	2'08.229	28.226	31.971	30.755	37.277	221.2	3	2'10.980	29.127	32.821	31.313	37.719	214.4
13	2'13.069	32.830	32.172	31.033	37.034	216.6	4	7'26.570 P	29.063	33.512	31.615	5'52.380	212.8
29th 24 Tatsuki SUZUKI CIP-Unicom Starker JPN							5	2'18.809	35.563	33.984	31.536	37.726	124.3
Runs=3 Total laps=14 Full laps=9							6	2'10.578	29.114	32.622	31.335	37.507	213.8
1	2'56.286	1'13.542	33.872	31.494	37.378	116.7	7	2'10.094	29.032	32.507	31.172	37.383	210.6
2	2'09.047	28.786	32.413	31.058	36.790	222.1	8	2'10.245	28.933	32.633	31.272	37.407	210.8
3	2'08.756	28.588	32.415	30.949	36.804	221.3	9	2'10.096	29.016	32.505	31.217	37.358	210.8
4	2'08.897	28.746	32.252	30.918	36.981	217.8	10	6'16.350 P	29.514	33.502	32.317	4'41.017	211.2
5	2'08.810	28.820	32.204	30.873	36.913	213.3	11	2'16.438	34.336	33.192	31.381	37.529	128.9
6	9'47.720 P	28.640	32.407	31.191	8'15.482	217.3	12	2'10.495	29.586	32.687	31.207	37.015	215.5
7	2'23.834	38.985	34.057	32.477	38.315	116.9	13	2'09.665	28.494	32.508	31.279	37.384	224.6
8	2'09.668	28.820	32.305	31.190	37.353	214.4	14	2'10.123	28.829	32.479	31.371	37.444	215.7
9	2'10.155	28.918	32.482	31.262	37.493	216.6	33rd 3 Fabio SPIRANELLI CIP-Unicom Starker ITA						
10	2'09.904	28.856	32.412	31.151	37.485	215.1	Runs=2 Total laps=15 Full laps=12						
11	5'06.686 P	29.295	33.268	31.892	3'32.231	212.5	1	3'02.473	1'14.659	36.248	32.861	38.705	129.6
12	2'18.426	36.663	33.207	31.512	37.044	111.1	2	2'11.808	29.074	33.202	31.582	37.950	222.4
13	2'08.054	28.282	31.966	30.817	36.989	225.7	3	2'10.403	28.826	32.708	31.436	37.433	221.9
14	2'08.750	28.592	32.128	30.892	37.138	218.7	4	2'10.402	28.803	32.736	31.394	37.469	216.2
30th 4 Fabio DI GIANNANT Gresini Racing Moto3 ITA							5	2'10.608	28.927	32.744	31.372	37.565	213.8
Runs=3 Total laps=12 Full laps=7							6	2'10.867	28.889	32.679	31.476	37.823	213.5
1	3'15.426	1'32.818	33.490	31.605	37.513	96.6	7	2'10.950	29.007	32.583	31.561	37.799	211.9
2	2'08.509	28.472	32.446	30.792	36.799	222.5	8	9'09.397 P	29.053	32.696	32.159	7'35.489	211.6
3	2'08.223	28.549	32.273	30.802	36.599	226.6	9	2'20.470	36.470	33.825	32.133	38.042	106.7
4	10'44.341 P	30.329	32.533	31.230	9'10.249	223.4	10	2'11.095	29.111	32.833	31.574	37.577	212.7
5	2'14.751	34.075	32.703	30.976	36.997	110.7	11	2'11.264	29.130	32.699	31.631	37.804	212.4
6	2'08.473	28.580	32.063	30.702	37.128	221.1	12	2'11.576	29.303	32.857	31.657	37.759	211.5
7	2'09.138	29.604	32.408	30.530	36.596	214.7	13	2'11.678	28.993	32.786	32.059	37.840	215.3

Fastest Lap: Livio LOI RW Racing GP BV BEL 2'05.832 27.906 31.379 30.276 36.271

These data/results cannot be reproduced, stored and/or transmitted in whole or in part by any manner of electronic, mechanical, photocopying, recording, broadcasting or otherwise now known or herein after developed without the previous express consent by the copyright owner, except for reproduction in daily press and regular printed publications on sale to the public within 60 days of the event related to those data/results and always provided that copyright symbol appears together as follows below.
© DORNA, 2016

Official MotoGP Timing by TISSOT
www.motogp.com

Doha, Thursday, March 17, 2016

Page 5 of 6

motoEJ



Free Practice Nr. 2

Moto3

Lap	Lap Time	T1	T2	T3	T4	Speed	Lap	Lap Time	T1	T2	T3	T4	Speed
14	2'11.530	28.968	32.984	31.767	37.811	216.2							
15	2'11.349	29.027	32.910	31.615	37.797	214.4							

Fastest Lap: Livio LOI	RW Racing GP BV	BEL	2'05.832	27.906	31.379	30.276	36.271
-------------------------------	-----------------	-----	-----------------	--------	--------	--------	--------

These data/results cannot be reproduced, stored and/or transmitted in whole or in part by any manner of electronic, mechanical, photocopying, recording, broadcasting or otherwise now known or herein after developed without the previous express consent by the copyright owner, except for reproduction in daily press and regular printed publications on sale to the public within 60 days of the event related to those data/results and always provided that copyright symbol appears together as follows below.
© DORNA, 2016

Official MotoGP Timing by **TISSOT**
www.motogp.com

Doha, Thursday, March 17, 2016

Page 6 of 6





COMMERCIAL BANK GRAND PRIX OF QATAR

Free Practice Nr. 2

Best Partial Times

Moto3

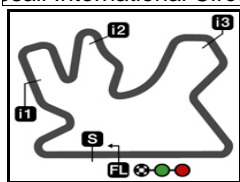
IT Ideal Lap Time, sum of the best partial times

BT Best Lap Time

T1		T2		T3		T4						
Pos	Rider	Time	Rider	Time	Rider	Time	Rider	Time	Pos	Rider	IT	BT
1	B.BINDER	27.799	L.LOI	31.379	B.BINDER	30.182	R.FENATI	36.060	1	L.LOI	2'05.776	2'05.832 (1)
2	A.LOCATELLI	27.828	J.NAVARRO	31.471	L.LOI	30.276	J.MIR	36.136	2	B.BINDER	2'05.899	2'06.268 (6)
3	L.LOI	27.881	E.BASTIANINI	31.509	R.FENATI	30.279	J.KORNFEIL	36.150	3	R.FENATI	2'06.056	2'06.195 (4)
4	J.KORNFEIL	27.887	N.BULEGA	31.523	F.BAGNAIA	30.304	N.BULEGA	36.238	4	J.KORNFEIL	2'06.101	2'06.329 (8)
5	F.BAGNAIA	27.937	B.BINDER	31.564	J.MARTIN	30.323	L.LOI	36.240	5	J.MIR	2'06.121	2'06.160 (2)
6	J.MARTIN	27.965	J.MIR	31.594	A.CANET	30.328	A.NORRODIN	36.247	6	N.BULEGA	2'06.184	2'06.184 (3)
7	B.BENDSNEYDE	27.974	F.BAGNAIA	31.622	N.ANTONELLI	30.333	J.NAVARRO	36.252	7	F.BAGNAIA	2'06.194	2'06.257 (5)
8	P.OETTL	27.976	M.HERRERA	31.637	A.LOCATELLI	30.341	A.CANET	36.268	8	J.NAVARRO	2'06.211	2'06.675 (15)
9	J.MIR	27.977	A.CANET	31.649	J.NAVARRO	30.365	F.QUARTARARO	36.271	9	J.MARTIN	2'06.235	2'06.507 (11)
10	R.FENATI	27.980	J.KORNFEIL	31.656	M.HERRERA	30.373	B.BENDSNEYDE	36.273	10	A.LOCATELLI	2'06.276	2'06.277 (7)
11	M.HERRERA	27.987	N.ANTONELLI	31.659	B.BENDSNEYDE	30.383	J.MARTIN	36.275	11	N.ANTONELLI	2'06.337	2'06.337 (9)
12	F.QUARTARARO	27.999	F.QUARTARARO	31.669	N.BULEGA	30.385	P.OETTL	36.315	12	F.QUARTARARO	2'06.361	2'06.550 (12)
13	A.NORRODIN	28.009	J.MARTIN	31.672	E.BASTIANINI	30.402	N.ANTONELLI	36.316	13	M.HERRERA	2'06.415	2'06.624 (14)
14	J.GUEVARA	28.013	P.OETTL	31.698	J.KORNFEIL	30.408	F.BAGNAIA	36.331	14	B.BENDSNEYDE	2'06.416	2'06.477 (10)
15	N.ANTONELLI	28.029	R.FENATI	31.737	J.MIR	30.414	A.LOCATELLI	36.347	15	P.OETTL	2'06.419	2'06.784 (18)
16	N.BULEGA	28.038	A.MIGNO	31.751	F.QUARTARARO	30.422	J.MCPHEE	36.348	16	A.CANET	2'06.489	2'06.681 (16)
17	E.BASTIANINI	28.077	A.LOCATELLI	31.760	A.NORRODIN	30.424	B.BINDER	36.354	17	E.BASTIANINI	2'06.567	2'06.567 (13)
18	K.PAWI	28.093	B.BENDSNEYDE	31.786	A.MIGNO	30.429	J.GUEVARA	36.376	18	A.NORRODIN	2'06.623	2'06.714 (17)
19	A.MIGNO	28.100	J.GUEVARA	31.802	P.OETTL	30.430	M.HERRERA	36.418	19	A.MIGNO	2'06.760	2'06.961 (19)
20	J.NAVARRO	28.123	H.ONO	31.851	F.DI GIANNANTO	30.530	J.DANILO	36.423	20	J.GUEVARA	2'06.860	2'07.154 (20)
21	G.RODRIGO	28.133	K.PAWI	31.871	J.MCPHEE	30.584	G.RODRIGO	36.469	21	K.PAWI	2'07.194	2'07.581 (22)
22	H.ONO	28.168	K.HANIKA	31.872	G.RODRIGO	30.635	A.MIGNO	36.480	22	G.RODRIGO	2'07.253	2'07.685 (25)
23	J.DANILO	28.200	D.BINDER	31.942	J.DANILO	30.635	H.ONO	36.573	23	J.DANILO	2'07.296	2'07.565 (21)
24	D.BINDER	28.213	A.NORRODIN	31.943	K.HANIKA	30.647	E.BASTIANINI	36.579	24	J.MCPHEE	2'07.306	2'07.651 (24)

These data/results cannot be reproduced, stored and/or transmitted in whole or in part by any manner of electronic, mechanical, photocopying, recording, broadcasting or otherwise now known or herein after developed without the previous express consent by the copyright owner, except for reproduction in daily press and regular printed publications on sale to the public within 60 days of the event related to those data/results and always provided that copyright symbol appears together as follows below.
© DORNA, 2016





5380 m.

COMMERCIAL BANK GRAND PRIX OF QATAR

Free Practice Nr. 2

Best Partial Times

Moto3

IT Ideal Lap Time, sum of the best partial times

BT Best Lap Time

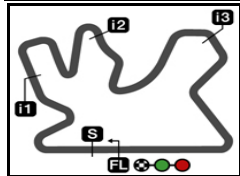
<i>T1</i>		<i>T2</i>		<i>T3</i>		<i>T4</i>				<i>IT</i>	<i>BT</i>	
<i>Pos</i>	<i>Rider</i>	<i>Time</i>	<i>Rider</i>	<i>Time</i>	<i>Rider</i>	<i>Time</i>	<i>Rider</i>	<i>Time</i>	<i>Pos</i>	<i>Rider</i>		
25	A.MASBOU	28.226	T.SUZUKI	31.966	K.PAWI	30.649	K.PAWI	36.581	25	H.ONO	2'07.408	2'07.608 (23)
26	A.CANET	28.244	A.MASBOU	31.971	J.GUEVARA	30.669	F.DI GIANNANTO	36.596	26	F.DI GIANNAN	2'07.482	2'08.223 (30)
27	J.MCPHEE	28.255	G.RODRIGO	32.016	S.VALTULINI	30.679	D.BINDER	36.623	27	D.BINDER	2'07.557	2'07.962 (27)
28	T.SUZUKI	28.282	J.DANILO	32.038	A.MASBOU	30.689	A.MASBOU	36.750	28	A.MASBOU	2'07.636	2'07.998 (28)
29	K.HANIKA	28.290	F.DI GIANNANTO	32.063	D.BINDER	30.779	T.SUZUKI	36.790	29	K.HANIKA	2'07.757	2'07.898 (26)
30	F.DI GIANNANTO	28.293	S.VALTULINI	32.113	H.ONO	30.816	S.VALTULINI	36.894	30	T.SUZUKI	2'07.855	2'08.054 (29)
31	L.PETRARCA	28.494	J.MCPHEE	32.119	T.SUZUKI	30.817	K.HANIKA	36.948	31	S.VALTULINI	2'08.229	2'08.422 (31)
32	S.VALTULINI	28.543	L.PETRARCA	32.479	L.PETRARCA	31.172	L.PETRARCA	37.015	32	L.PETRARCA	2'09.160	2'09.665 (32)
33	F.SPIRANELLI	28.803	F.SPIRANELLI	32.583	F.SPIRANELLI	31.372	F.SPIRANELLI	37.433	33	F.SPIRANELLI	2'10.191	2'10.402 (33)

These data/results cannot be reproduced, stored and/or transmitted in whole or in part by any manner of electronic, mechanical, photocopying, recording, broadcasting or otherwise now known or herein after developed without the previous express consent by the copyright owner, except for reproduction in daily press and regular printed publications on sale to the public within 60 days of the event related to those data/results and always provided that copyright symbol appears together as follows below.

© DORNA, 2016

Official MotoGP Timing by **TISSOT**
www.motogp.com






5380 m.

COMMERCIAL BANK GRAND PRIX OF QATAR

Free Practice Nr. 2

Fastest Laps Sequence

<i>Practice Time</i>	 <i>Rider</i>	<i>Nation</i>	<i>Motorcycle</i>	<i>Time</i>	<i>Km/h</i>	<i>Rider's Lap</i>
4'28.971	65 Philipp OETTL	GER	KTM	2'09.116	150.0	2
5'00.371	6 Maria HERRERA	SPA	KTM	2'08.145	151.1	2
5'01.588	21 Francesco BAGNAIA	ITA	MAHINDRA	2'07.991	151.3	2
5'24.818	23 Niccolò ANTONELLI	ITA	HONDA	2'07.106	152.3	2
9'45.317	9 Jorge NAVARRO	SPA	HONDA	2'06.705	152.8	4
23'26.990	41 Brad BINDER	RSA	KTM	2'06.534	153.0	8
27'40.463	64 Bo BENDSNEYDER	NED	KTM	2'06.477	153.1	9
31'44.211	8 Nicolo BULEGA	ITA	KTM	2'06.184	153.4	9
35'38.591	11 Livio LOI	BEL	HONDA	2'05.832	153.9	11

These data/results cannot be reproduced, stored and/or transmitted in whole or in part by any manner of electronic, mechanical, photocopying, recording, broadcasting or otherwise now known or herein after developed without the previous express consent by the copyright owner, except for reproduction in daily press and regular printed publications on sale to the public within 60 days of the event related to those data/results and always provided that copyright symbol appears together as follows below.

© DORNA, 2016

Official MotoGP Timing by TISSOT
www.motogp.com

Doha, Thursday, March 17, 2016

