


4806 m.

GRAN PREMIO MOTUL DE LA REPÚBLICA ARGENTINA

Free Practice Nr. 3

Classification

10

	Rider	Nation	Team	Motorcycle	Time	Lap Total	Gap	Top Speed
1	5 Romano FENATI	ITA	SKY Racing Team VR46	KTM	1'49.994	13 14		224.2
2	41 Brad BINDER	RSA	Red Bull KTM Ajo	KTM	1'50.263	16 19	0.269 0.269	224.1
3	8 Nicolo BULEGA	ITA	SKY Racing Team VR46	KTM	1'50.405	12 13	0.411 0.142	223.1
4	33 Enea BASTIANINI	ITA	Gresini Racing Moto3	HONDA	1'50.411	11 11	0.417 0.006	220.1
5	65 Philipp OETTL	GER	Schedl GP Racing	KTM	1'50.687	14 15	0.693 0.276	224.6
6	11 Livio LOI	BEL	RW Racing GP BV	HONDA	1'50.773	12 17	0.779 0.086	224.3
7	89 Khairul Idham PAWI	MAL	Honda Team Asia	HONDA	1'50.802	14 14	0.808 0.029	223.7
8	9 Jorge NAVARRO	SPA	Estrella Galicia 0,0	HONDA	1'50.811	14 15	0.817 0.009	220.8
9	88 Jorge MARTIN	SPA	ASPAR Mahindra Team Moto3	MAHINDRA	1'50.811	12 12	0.817	223.6
10	23 Niccolò ANTONELLI	ITA	Ongetta-Rivacold	HONDA	1'50.865	14 14	0.871 0.054	221.5
11	20 Fabio QUARTARARO	FRA	Leopard Racing	KTM	1'51.133	15 16	1.139 0.268	222.7
12	64 Bo BENDSNEYDER	NED	Red Bull KTM Ajo	KTM	1'51.138	12 18	1.144 0.005	222.9
13	16 Andrea MIGNO	ITA	SKY Racing Team VR46	KTM	1'51.153	13 13	1.159 0.015	223.1
14	19 Gabriel RODRIGO	ARG	RBA Racing Team	KTM	1'51.264	13 14	1.270 0.111	222.5
15	95 Jules DANILO	FRA	Ongetta-Rivacold	HONDA	1'51.376	12 13	1.382 0.112	224.7
16	6 Maria HERRERA	SPA	MH6 Laglisse	KTM	1'51.383	15 16	1.389 0.007	221.9
17	44 Aron CANET	SPA	Estrella Galicia 0,0	HONDA	1'51.456	14 14	1.462 0.073	220.9
18	58 Juanfran GUEVARA	SPA	RBA Racing Team	KTM	1'51.537	15 15	1.543 0.081	227.5
19	84 Jakob KORNFEL	CZE	Drive M7 SIC Racing Team	HONDA	1'51.581	13 16	1.587 0.044	224.5
20	21 Francesco BAGNAIA	ITA	ASPAR Mahindra Team Moto3	MAHINDRA	1'51.625	8 12	1.631 0.044	220.0
21	36 Joan MIR	SPA	Leopard Racing	KTM	1'51.672	11 13	1.678 0.047	221.3
22	98 Karel HANIKA	CZE	Platinum Bay Real Estate	MAHINDRA	1'51.739	12 13	1.745 0.067	219.1
23	7 Adam NORRODIN	MAL	Drive M7 SIC Racing Team	HONDA	1'51.842	16 17	1.848 0.103	222.1
24	10 Alexis MASBOU	FRA	Peugeot MC Saxoprint	PEUGEOT	1'52.009	14 14	2.015 0.167	222.3
25	24 Tatsuki SUZUKI	JPN	CIP-Unicom Starker	MAHINDRA	1'52.046	13 15	2.052 0.037	223.1
26	4 Fabio DI GIANNANTONIO	ITA	Gresini Racing Moto3	HONDA	1'52.100	14 17	2.106 0.054	222.5
27	55 Andrea LOCATELLI	ITA	Leopard Racing	KTM	1'52.162	13 14	2.168 0.062	218.7
28	76 Hiroki ONO	JPN	Honda Team Asia	HONDA	1'52.268	16 17	2.274 0.106	217.3
29	40 Darryn BINDER	RSA	Platinum Bay Real Estate	MAHINDRA	1'52.855	8 13	2.861 0.587	219.2
30	17 John MCPHEE	GBR	Peugeot MC Saxoprint	PEUGEOT	1'53.208	4 4	3.214 0.353	217.7
31	77 Lorenzo PETRARCA	ITA	3570 Team Italia	MAHINDRA	1'53.965	5 15	3.971 0.757	218.3
32	43 Stefano VALTULINI	ITA	3570 Team Italia	MAHINDRA	1'54.289	13 16	4.295 0.324	218.4
33	3 Fabio SPIRANELLI	ITA	CIP-Unicom Starker	MAHINDRA	1'54.541	6 15	4.547 0.252	219.6

Practice condition: Dry

Air: 26°

Humidity: 68%

Ground: 29°

Fastest Lap:	Lap: 13	Romano FENATI	1'49.994	157.2 Km/h
Circuit Record Lap:	2015	Miguel OLIVEIRA	1'48.977	158.7 Km/h
Circuit Best Lap:	2015	Miguel OLIVEIRA	1'48.461	159.5 Km/h

The results are provisional until the end of the limit for protest and appeals.

Time limit for protest expires 30' after publication of the results - Mr. .... Time: .....

These data/results cannot be reproduced, stored and/or transmitted in whole or in part by any manner of electronic, mechanical, photocopying, recording, broadcasting or otherwise now known or herein after developed without the previous express consent by the copyright owner, except for reproduction in daily press and regular printed publications on sale to the public within 60 days of the event related to those data/results and always provided that copyright symbol appears together as follows below.

© DORNA, 2016

Official MotoGP Timing by TISSOT  
www.motogp.com

Termas de Río Hondo, Saturday, April 02, 2016



## GRAN PREMIO MOTUL DE LA REPÚBLICA ARGENTINA

### Free Practice Nr. 3

### Combined Free Practice Times

11



Rider	Nation	Team	MOTORCYCLE	FP1	FP2	FP3	Gap
1 5 <b>R.FENATI</b>	ITA	SKY Racing Team VR46	KTM	1'53.686 6	1'51.242 11	<b>1'49.994</b> 13	
2 41 <b>B.BINDER</b>	RSA	Red Bull KTM Ajo	KTM	1'53.072 17	1'51.350 8	<b>1'50.263</b> 16	0.269 0.269
3 8 <b>N.BULEGA</b>	ITA	SKY Racing Team VR46	KTM	1'54.244 11	1'51.591 13	<b>1'50.405</b> 12	0.411 0.142
4 33 <b>E.BASTIANINI</b>	ITA	Gresini Racing Moto3	HONDA	1'52.467 12	1'51.137 11	<b>1'50.411</b> 11	0.417 0.006
5 65 <b>P.OETTL</b>	GER	Schedl GP Racing	KTM	1'53.870 16	1'51.544 10	<b>1'50.687</b> 14	0.693 0.276
6 11 <b>L.LOI</b>	BEL	RW Racing GP BV	HONDA	1'52.842 16	1'51.468 15	<b>1'50.773</b> 12	0.779 0.086
7 89 <b>K.PAWI</b>	MAL	Honda Team Asia	HONDA	1'54.910 17	1'52.872 10	<b>1'50.802</b> 14	0.808 0.029
8 9 <b>J.NAVARRO</b>	SPA	Estrella Galicia 0,0	HONDA	1'53.259 15	1'51.411 16	<b>1'50.811</b> 14	0.817 0.009
9 88 <b>J.MARTIN</b>	SPA	ASPAR Mahindra Team Moto3	MAHINDRA	1'54.393 15	1'52.090 15	<b>1'50.811</b> 12	0.817
10 23 <b>N.ANTONELLI</b>	ITA	Ongetta-Rivacold	HONDA	1'53.833 8	1'51.613 14	<b>1'50.865</b> 14	0.871 0.054
11 20 <b>F.QUARTARARO</b>	FRA	Leopard Racing	KTM	1'53.821 16	1'51.483 14	<b>1'51.133</b> 15	1.139 0.268
12 64 <b>B.BENDSNEYDE</b>	NED	Red Bull KTM Ajo	KTM	1'53.775 16	1'51.650 9	<b>1'51.138</b> 12	1.144 0.005
13 16 <b>A.MIGNO</b>	ITA	SKY Racing Team VR46	KTM	1'55.196 16	1'51.303 13	<b>1'51.153</b> 13	1.159 0.015
14 19 <b>G.RODRIGO</b>	ARG	RBA Racing Team	KTM	1'54.994 10	1'51.850 12	<b>1'51.264</b> 13	1.270 0.111
15 95 <b>J.DANILO</b>	FRA	Ongetta-Rivacold	HONDA	1'55.441 16	1'52.209 13	<b>1'51.376</b> 12	1.382 0.112
16 6 <b>M.HERRERA</b>	SPA	MH6 Laglisse	KTM	1'53.672 15	1'52.719 11	<b>1'51.383</b> 15	1.389 0.007
17 44 <b>A.CANET</b>	SPA	Estrella Galicia 0,0	HONDA	1'53.593 16	1'52.274 13	<b>1'51.456</b> 14	1.462 0.073
18 58 <b>J.GUEVARA</b>	SPA	RBA Racing Team	KTM	1'54.141 15	<b>1'51.480</b> 12	1'51.537 15	1.486 0.024
19 84 <b>J.KORNFEIL</b>	CZE	Drive M7 SIC Racing Team	HONDA	1'53.854 17	1'52.051 16	<b>1'51.581</b> 13	1.587 0.101
20 21 <b>F.BAGNAIA</b>	ITA	ASPAR Mahindra Team Moto3	MAHINDRA	1'54.181 15	1'53.058 12	<b>1'51.625</b> 8	1.631 0.044
21 36 <b>J.MIR</b>	SPA	Leopard Racing	KTM	1'54.561 13	1'52.251 11	<b>1'51.672</b> 11	1.678 0.047
22 98 <b>K.HANIKA</b>	CZE	Platinum Bay Real Estate	MAHINDRA	1'55.583 15	1'54.146 13	<b>1'51.739</b> 12	1.745 0.067
23 7 <b>A.NORRODIN</b>	MAL	Drive M7 SIC Racing Team	HONDA	1'54.527 17	1'52.484 4	<b>1'51.842</b> 16	1.848 0.103
24 10 <b>A.MASBOU</b>	FRA	Peugeot MC Saxoprint	PEUGEOT	1'55.355 15	1'53.037 10	<b>1'52.009</b> 14	2.015 0.167
25 24 <b>T.SUZUKI</b>	JPN	CIP-Unicom Starker	MAHINDRA	1'54.568 13	1'55.062 8	<b>1'52.046</b> 13	2.052 0.037
26 4 <b>F.DI GIANNANTO</b>	ITA	Gresini Racing Moto3	HONDA	1'54.589 15	1'52.505 4	<b>1'52.100</b> 14	2.106 0.054
27 55 <b>A.LOCATELLI</b>	ITA	Leopard Racing	KTM	1'53.452 16	1'52.377 8	<b>1'52.162</b> 13	2.168 0.062
28 76 <b>H.ONO</b>	JPN	Honda Team Asia	HONDA	1'53.913 14	1'52.335 14	<b>1'52.268</b> 16	2.274 0.106
29 17 <b>J.MCPHEE</b>	GBR	Peugeot MC Saxoprint	PEUGEOT	1'55.362 5	<b>1'52.425</b> 9	1'53.208 4	2.431 0.157
30 40 <b>D.BINDER</b>	RSA	Platinum Bay Real Estate	MAHINDRA	1'54.249 16	1'52.988 14	<b>1'52.855</b> 8	2.861 0.430
31 77 <b>L.PETRARCA</b>	ITA	3570 Team Italia	MAHINDRA	1'56.775 14	1'55.232 12	<b>1'53.965</b> 5	3.971 1.110
32 43 <b>S.VALTULINI</b>	ITA	3570 Team Italia	MAHINDRA	1'57.381 16	1'55.834 4	<b>1'54.289</b> 13	4.295 0.324
33 3 <b>F.SPIRANELLI</b>	ITA	CIP-Unicom Starker	MAHINDRA	1'56.724 17	1'55.875 4	<b>1'54.541</b> 6	4.547 0.252

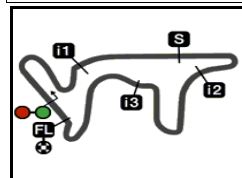
<b>Pole Position Record:</b>	2015	<b>Miguel OLIVEIRA</b>	<b>1'48.461</b>	159.5 Km/h
<b>Circuit Record Lap:</b>	2015	<b>Miguel OLIVEIRA</b>	<b>1'48.977</b>	158.7 Km/h
<b>Circuit Best Lap:</b>	2015	<b>Miguel OLIVEIRA</b>	<b>1'48.461</b>	159.5 Km/h

The results are provisional until the end of the limit for protest and appeals.

Time limit for protest expires 60' after publication of the results - Mr. .... Time: .....

These data/results cannot be reproduced, stored and/or transmitted in whole or in part by any manner of electronic, mechanical, photocopying, recording, broadcasting or otherwise now known or herein after developed without the previous express consent by the copyright owner, except for reproduction in daily press and regular printed publications on sale to the public within 60 days of the event related to those data/results and always provided that copyright symbol appears together as follows below.

© DORNA, 2016



4806 m.

## GRAN PREMIO MOTUL DE LA REPÚBLICA ARGENTINA

## Free Practice Nr. 3

## Top Speed &amp; Average

12

Rider	Nation	Motorcycle	Top 5 speeds					Average	Top
58 Juanfran GUEVARA	SPA	KTM	227.5	223.2	222.0	221.3	221.1	223.0	227.5
95 Jules DANILO	FRA	HONDA	224.7	224.0	223.3	221.6	221.3	223.0	224.7
65 Philipp OETTL	GER	KTM	224.6	224.1	223.8	223.0	222.3	223.6	224.6
84 Jakub KORNFEIL	CZE	HONDA	224.5	222.1	222.0	221.8	221.6	222.4	224.5
11 Livio LOI	BEL	HONDA	224.3	221.9	219.7	219.1	219.1	220.8	224.3
5 Romano FENATI	ITA	KTM	224.2	222.2	219.2	219.0	218.9	220.7	224.2
41 Brad BINDER	RSA	KTM	224.1	224.0	223.8	222.7	221.8	223.3	224.1
89 Khairul Idham PAWI	MAL	HONDA	223.7	221.6	220.8	219.4	219.3	221.0	223.7
88 Jorge MARTIN	SPA	MAHINDRA	223.6	218.2	216.5	215.4	215.0	217.7	223.6
24 Tatsuki SUZUKI	JPN	MAHINDRA	223.1	221.8	218.9	218.1	216.9	219.8	223.1
16 Andrea MIGNO	ITA	KTM	223.1	221.6	220.6	220.5	219.0	221.0	223.1
8 Nicolo BULEGA	ITA	KTM	223.1	222.0	218.8	218.4	218.0	220.1	223.1
64 Bo BENDSNEYDER	NED	KTM	222.9	222.1	220.9	219.6	219.0	220.9	222.9
20 Fabio QUARTARARO	FRA	KTM	222.7	221.0	218.6	218.5	217.5	219.7	222.7
19 Gabriel RODRIGO	ARG	KTM	222.5	221.6	218.1	218.0	217.9	219.6	222.5
4 Fabio DI GIANNANTONIO	ITA	HONDA	222.5	222.2	221.5	220.5	219.5	221.2	222.5
10 Alexis MASBOU	FRA	PEUGEOT	222.3	221.9	221.4	218.2	216.3	220.0	222.3
7 Adam NORRODIN	MAL	HONDA	222.1	219.0	218.6	218.6	218.0	219.3	222.1
6 Maria HERRERA	SPA	KTM	221.9	218.0	217.6	217.4	217.3	218.3	221.9
23 Niccolò ANTONELLI	ITA	HONDA	221.5	221.2	220.4	220.2	218.9	220.4	221.5
36 Joan MIR	SPA	KTM	221.3	220.1	219.6	219.3	218.8	219.8	221.3
44 Aron CANET	SPA	HONDA	220.9	216.9	216.5	216.2	216.1	217.3	220.9
9 Jorge NAVARRO	SPA	HONDA	220.8	219.8	217.4	217.2	215.5	218.1	220.8
33 Enea BASTIANINI	ITA	HONDA	220.1	219.1	218.8	218.7	218.6	219.1	220.1
21 Francesco BAGNAIA	ITA	MAHINDRA	220.0	219.1	219.1	217.6	216.5	218.5	220.0
3 Fabio SPIRANELLI	ITA	MAHINDRA	219.6	212.8	212.7	211.9	211.8	213.8	219.6
40 Darryn BINDER	RSA	MAHINDRA	219.2	219.1	219.1	219.0	218.6	219.0	219.2
98 Karel HANIKA	CZE	MAHINDRA	219.1	219.0	218.9	218.0	217.0	218.4	219.1
55 Andrea LOCATELLI	ITA	KTM	218.7	217.6	217.4	217.2	216.4	217.5	218.7
43 Stefano VALTULINI	ITA	MAHINDRA	218.4	214.2	213.5	213.5	213.4	214.6	218.4
77 Lorenzo PETRARCA	ITA	MAHINDRA	218.3	214.5	212.5	212.4	212.2	214.0	218.3
17 John MCPHEE	GBR	PEUGEOT	217.7	212.6	212.3	210.0	209.4	212.4	217.7
76 Hiroki ONO	JPN	HONDA	217.3	217.2	217.0	216.5	216.5	216.9	217.3

These data/results cannot be reproduced, stored and/or transmitted in whole or in part by any manner of electronic, mechanical, photocopying, recording, broadcasting or otherwise now known or herein after developed without the previous express consent by the copyright owner, except for reproduction in daily press and regular printed publications on sale to the public within 60 days of the event related to those data/results and always provided that copyright symbol appears together as follows below.

© DORNA, 2016

Official MotoGP Timing by TISSOT  
www.motogp.com



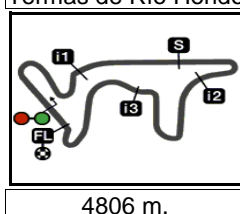
Termas de Río Hondo, Saturday, April 02, 2016

GRAN PREMIO MOTUL DE LA REPÚBLICA ARGENTINA

Free Practice Nr. 3

Chronological Analysis of Performances

13



4806 m.

\* Lap / Sector time cancelled T1 Time from finish line to 1st intermediate T3 Time from 2nd intermed. to 3rd intermed.  
 P Crossing the finish line in pit lane T2 Time from 1st intermed. to 2nd intermed. T4 Time from 3rd intermediate to finish line

Lap	Lap Time	T1	T2	T3	T4	Speed	Lap	Lap Time	T1	T2	T3	T4	Speed
<b>1st 5 Romano FENATI</b> SKY Racing Team VR ITA													
			Runs=3	Total laps=14	Full laps=9								
1	3'43.993	2'21.792	29.037	28.145	25.019	214.2	6	8'44.109	7'23.316	28.649	27.840	24.304	215.4
2	<b>1'52.649</b>	31.446	28.706	27.763	24.734	216.8	7	<b>1'51.782</b>	31.323	28.529	27.589	24.341	215.3
3	<b>1'52.192</b>	31.233	28.583	27.633	24.743	217.8	8	<b>1'51.689</b>	31.267	28.572	27.543	24.307	215.8
4	<b>1'51.740</b>	31.300	28.472	27.466	24.502	217.3	9	<b>1'52.086</b>	31.482	28.405	27.763	24.436	218.4
5	2'00.202 P	31.592	28.566	27.704	32.340	218.2	10	1'59.614 P	31.501	28.499	27.739	31.875	218.0
6	6'41.895	5'21.089	28.592	27.507	24.707	217.3	11	9'15.104	7'52.252	28.680	29.125	25.047	215.7
7	<b>1'51.426</b>	31.192	28.358	27.392	24.484	218.8	12	<b>1'50.405</b>	31.108	28.347	<b>27.066</b>	<b>23.884</b>	218.8
8	<b>1'51.671</b>	31.282	28.397	27.485	24.507	219.0	13	<b>1'50.407</b>	<b>30.946</b>	<b>28.150</b>	27.261	24.050	222.0
9	<b>1'51.982</b>	31.492	28.400	27.486	24.604	218.5							
10	2'00.293 P	31.614	28.618	28.048	32.013	218.2							
11	8'56.788	7'36.878	28.455	27.336	<b>24.119</b>	218.9							
12	<b>1'50.236</b>	30.913	27.996	27.156	24.171	222.2							
13	<b>1'49.994</b>	<b>30.894</b>	<b>27.899</b>	<b>27.015</b>	24.186	<b>224.2</b>							
14	<b>1'50.654</b>	31.137	28.170	27.115	24.232	219.2							
<b>4th 33 Enea BASTIANINI</b> Gresini Racing Moto3 ITA													
			Runs=3	Total laps=11	Full laps=6								
1	3'33.874	2'06.897	29.865	28.984	28.128	212.3							
2	<b>1'52.135</b>	31.803	28.213	27.658	24.461	<b>220.1</b>							
3	<b>1'51.345</b>	31.112	28.403	27.574	24.256	217.4							
4	2'00.368 P	31.119	28.784	28.514	31.951	217.3							
5	12'02.277	0'41.177	28.970	27.736	24.394	215.1							
6	<b>1'50.946</b>	31.062	28.327	27.320	24.237	218.7							
7	<b>1'51.257</b>	31.322	28.289	27.484	24.162	219.1							
8	1'57.842 P	31.016	28.426	27.457	30.943	216.9							
9	9'21.171	7'56.417	29.313	29.710	25.731	209.6							
10	<b>1'50.744</b>	31.032	28.288	<b>27.293</b>	24.131	218.8							
11	<b>1'50.411</b>	<b>30.972</b>	<b>28.163</b>	27.306	<b>23.970</b>	218.6							
<b>5th 65 Philipp OETTL</b> Schedl GP Racing GER													
			Runs=2	Total laps=15	Full laps=12								
1	2'54.351	1'27.283	32.452	29.314	25.302	188.8							
2	<b>1'53.410</b>	32.321	28.493	27.858	24.738	222.3							
3	<b>1'52.558</b>	31.677	28.364	28.069	24.448	223.0							
4	<b>1'56.908</b>	33.174	30.496	27.609	25.629	221.4							
5	<b>1'53.558</b>	31.956	28.282	28.308	25.012	<b>224.6</b>							
6	<b>1'51.490</b>	31.408	28.252	27.562	24.268	221.3							
7	<b>1'51.768</b>	31.319	28.452	27.576	24.421	218.0							
8	2'00.410 P	31.516	29.321	28.688	30.885	223.8							
9	12'44.474	1'23.015	29.451	27.732	24.276	216.9							
10	<b>1'50.732</b>	<b>30.954</b>	28.305	27.349	24.124	218.1							
11	<b>1'50.796</b>	31.120	28.241	27.324	24.111	218.8							
12	<b>1'50.867</b>	30.966	28.500	27.348	<b>24.053</b>	219.0							
13	<b>1'54.662</b>	31.665	30.432	28.404	24.161	205.6							
14	<b>1'50.687</b>	31.038	28.101	<b>27.240</b>	24.308	221.9							
15	<b>1'50.727</b>	31.017	<b>27.800</b>	27.666	24.244	224.1							
<b>6th 11 Livio LOI</b> RW Racing GP BV BEL													
			Runs=2	Total laps=17	Full laps=14								
1	2'52.662	1'25.608	32.180	29.864	25.010	184.3							
2	<b>1'52.821</b>	31.850	28.463	27.876	24.632	217.5							
3	<b>1'52.272</b>	31.524	28.547	27.525	24.676	221.9							
<b>3rd 8 Nicolo BULEGA</b> SKY Racing Team VR ITA													
			Runs=3	Total laps=13	Full laps=8								
1	3'09.843	1'46.495	30.076	28.197	25.075	202.7							
2	<b>1'52.967</b>	31.936	28.504	27.869	24.658	<b>223.1</b>							
3	<b>1'52.655</b>	31.721	28.746	27.668	24.520	216.4							
4	<b>1'51.943</b>	31.432	28.724	27.447	24.340	215.0							
5	2'00.002 P	31.537	28.623	27.801	32.041	215.0							

**Fastest Lap:** Romano FENATI SKY Racing Team VR ITA **1'49.994** 30.894 27.899 27.015 24.186

These data/results cannot be reproduced, stored and/or transmitted in whole or in part by any manner of electronic, mechanical, photocopying, recording, broadcasting or otherwise now known or herein after developed without the previous express consent by the copyright owner, except for reproduction in daily press and regular printed publications on sale to the public within 60 days of the event related to those data/results and always provided that copyright symbol appears together as follows below.  
 © DORNA, 2016





# Free Practice Nr. 3

# Moto3

Lap	Lap Time	T1	T2	T3	T4	Speed	Lap	Lap Time	T1	T2	T3	T4	Speed
4	1'59.308	35.563	31.153	27.834	24.758	218.0	5	2'04.360 P	31.739	32.196	29.490	30.935	218.2
5	1'52.863	31.731	28.406	28.043	24.683	219.1	6	7'46.611	6'20.562	29.624	30.725	25.700	211.7
6	1'51.709	31.414	28.390	27.444	24.461	224.3	7	1'53.066	31.579	28.943	27.781	24.763	214.6
7	1'51.668	31.264	28.451	27.444	24.509	217.4	8	1'53.007	31.590	28.882	27.888	24.647	214.1
8	2'00.777 P	31.665	29.323	29.004	30.785	213.5	9	1'52.330	31.482	28.736	27.643	24.469	215.0
9	8'49.916	7'26.858	31.156	27.551	24.351	214.0	10	2'13.805 P	31.373	29.116	36.861	36.455	214.3
10	1'51.400	31.049	28.475	27.432	24.444	219.7	11	11'53.865	0'32.226	28.859	27.605	25.175	214.6
11	1'50.858	30.982	28.252	27.279	24.345	217.9	12	1'50.811	31.060	28.381	27.330	24.040	216.5
12	1'50.773	30.968	28.229	27.286	24.290	218.1							
13	1'55.134	32.990	29.294	28.382	24.468	210.9							
14	1'50.783	31.145	28.156	27.230	24.252	218.6							
15	1'55.755	31.147	30.950	28.024	25.634	217.0							
16	1'51.001	31.218	28.197	27.309	24.277	219.1							
17	1'51.251	31.014	28.521	27.432	24.284	218.2							

7th		89	Khairul Idham PAWI	Honda Team Asia	MAL	Runs=3	Total laps=14	Full laps=9
1	2'54.135	1'26.151	33.280	29.308	25.396	171.3		
2	1'55.530	32.354	29.802	28.175	25.199	219.4		
3	1'54.378	32.736	28.843	27.960	24.839	219.3		
4	1'52.505	31.772	28.491	27.650	24.592	219.0		
5	2'05.715 P	31.918	28.730	30.725	34.342	221.6		
6	8'04.359	6'41.480	29.560	28.262	25.057	213.7		
7	1'53.278	31.610	28.866	27.901	24.901	214.8		
8	1'52.981	31.531	28.936	27.838	24.676	214.5		
9	2'02.677 P	33.376	29.003	27.922	32.376	214.9		
10	7'57.756	6'21.357	37.776	33.977	24.646	171.5		
11	1'52.010	31.294	28.569	27.517	24.630	216.6		
12	1'56.064	31.425	31.248	28.041	25.350	216.2		
13	1'51.037	31.097	28.178	27.389	24.373	223.7		
14	1'50.802	31.070	28.285	27.212	24.235	220.8		

8th		9	Jorge NAVARRO	Estrella Galicia 0,0	SPA	Runs=3	Total laps=15	Full laps=10
1	3'18.286	1'55.519	29.275	28.368	25.124	209.6		
2	1'52.700	31.666	28.683	27.853	24.498	213.1		
3	1'52.062	31.527	28.501	27.530	24.504	215.0		
4	1'51.505	31.278	28.472	27.322	24.433	215.2		
5	1'52.412	31.363	28.962	27.507	24.580	215.3		
6	1'59.773 P	31.407	28.436	27.477	32.453	214.8		
7	6'39.633	5'18.628	28.838	27.706	24.461	213.5		
8	1'52.097	31.523	28.534	27.557	24.483	214.5		
9	1'52.268	31.516	28.580	27.546	24.626	215.5		
10	1'52.329	31.727	28.498	27.545	24.559	219.8		
11	2'00.263 P	31.580	29.041	28.237	31.405	217.2		
12	7'30.924	6'10.077	28.955	27.498	24.394	214.4		
13	1'51.306	31.251	28.506	27.259	24.290	215.4		
14	1'50.811	31.032	28.371	27.183	24.225	217.4		
15	1'50.892	31.135	28.176	27.266	24.315	220.8		

9th		88	Jorge MARTIN	ASPAR Mahindra Tea	SPA	Runs=3	Total laps=12	Full laps=7
1	3'03.329	1'40.395	29.540	28.209	25.185	212.5		
2	1'53.110	32.028	28.669	27.637	24.776	213.0		
3	1'51.602	31.286	28.217	27.619	24.480	223.6		
4	1'51.952	31.272	28.716	27.437	24.527	215.4		

10th		23	Niccolò ANTONELLI	Ongetta-Rivacold	ITA	Runs=3	Total laps=14	Full laps=9
1	3'00.365	1'37.801	29.628	28.266	24.670	214.3		
2	1'52.526	31.532	28.710	27.644	24.640	216.1		
3	1'51.362	31.272	28.262	27.429	24.399	221.2		
4	1'51.575	31.179	28.199	27.628	24.569	220.4		
5	2'00.400 P	31.395	29.249	27.932	31.824	218.8		
6	10'22.263	9'01.531	28.668	27.620	24.444	216.4		
7	1'51.330	31.043	28.417	27.299	24.571	217.4		
8	1'51.262	31.092	28.243	27.343	24.584	217.9		
9	1'51.250	31.076	28.301	27.451	24.422	218.0		
10	1'59.602 P	32.379	29.028	27.877	30.318	211.5		
11	5'54.793	4'33.938	28.780	27.574	24.501	216.2		
12	1'53.350	30.997	28.637	28.868	24.848	220.2		
13	1'50.919	31.136	28.285	27.257	24.241	218.9		
14	1'50.865	31.021	28.207	27.386	24.251	221.5		

11th		20	Fabio QUARTARAR	Leopard Racing	FRA	Runs=3	Total laps=16	Full laps=11
1	3'38.329	2'15.348	29.704	28.221	25.056	212.5		
2	1'53.047	31.621	28.843	27.853	24.730	215.5		
3	1'52.160	31.315	28.672	27.688	24.485	216.3		
4	1'52.117	31.350	28.625	27.544	24.598	217.5		
5	1'51.740	31.282	28.527	27.470	24.461	217.2		
6	1'51.909	31.212	28.628	27.528	24.541	216.6		
7	1'52.079	31.304	28.694	27.585	24.496	216.5		
8	2'01.881 P	32.655	28.900	28.160	32.166	216.3		
9	5'29.547	3'58.129	36.397	30.079	24.942	208.5		
10	1'52.188	31.388	28.675	27.574	24.551	218.6		
11	1'52.667	31.305	28.809	27.855	24.698	222.7		
12	2'02.754 P	32.949	30.206	28.317	31.282	216.1		
13	7'44.324	6'21.419	29.351	28.104	25.450	214.5		
14	1'51.736	31.202	28.863	27.449	24.222	221.0		
15	1'51.133	31.028	28.434	27.373	24.298	218.5		
16	1'51.277	31.046	28.540	27.378	24.313	217.2		

12th		64	Bo BENDSNEYDER	Red Bull KTM Ajo	NED	Runs=2	Total laps=18	Full laps=15
1	3'01.495	1'39.309	29.187	28.277	24.722	213.4		
2	1'52.725	31.570	28.556	27.973	24.626	220.9		
3	1'53.712	31.988	29.090	27.675	24.959	212.9		
4	1'51.920	31.691	28.278	27.414	24.537	222.1		
5	1'52.464	31.473	28.531	27.901	24.559	216.4		
6	1'52.288	31.315	28.624	27.861	24.488	216.4		
7	1'53.501	31.481	28.801	27.819	25.400	214.2		
8	2'02.706 P	31.663	29.767	29.992	31.284	210.8		
9	6'50.698	5'14.081	31.634	31.680	33.303	189.2		

**Fastest Lap:** Romano FENATI SKY Racing Team VR ITA 1'49.994 30.894 27.899 27.015 24.186

These data/results cannot be reproduced, stored and/or transmitted in whole or in part by any manner of electronic, mechanical, photocopying, recording, broadcasting or otherwise now known or herein after developed without the previous express consent by the copyright owner, except for reproduction in daily press and regular printed publications on sale to the public within 60 days of the event related to those data/results and always provided that copyright symbol appears together as follows below.  
© DORNA, 2016

Official MotoGP Timing by TISSOT  
www.motogp.com

Terma de Río Hondo, Saturday, April 02, 2016 Page 2 of 6



# Free Practice Nr. 3

Moto3

Lap	Lap Time	T1	T2	T3	T4	Speed	Lap	Lap Time	T1	T2	T3	T4	Speed
10	1'51.983	31.607	28.485	27.386	24.505	222.9	12	1'51.376	31.238	28.453	27.438	24.247	224.0
11	1'52.098	31.399	28.810	27.570	24.319	216.0	13	1'51.462	31.217	28.367	27.495	24.383	221.6
12	1'51.138	31.103	28.362	27.365	24.308	219.6	<b>16th 6 Maria HERRERA</b> MH6 Laglisse SPA						
13	1'51.473	31.186	28.508	27.450	24.329	216.4	Runs=3 Total laps=17 Full laps=11						
14	1'53.434	31.621	29.228	27.662	24.923	210.4	1	3'00.563	1'35.137	30.494	28.994	25.938	192.5
15	1'52.022	31.433	28.683	27.564	24.342	216.8	2	1'53.595	31.820	28.919	28.096	24.760	217.6
16	1'58.544	31.375	31.556	28.287	27.326	178.7	3	1'54.717	31.969	29.498	28.590	24.660	214.6
17	1'52.422	31.476	28.790	27.561	24.595	214.3	4	1'53.372	31.856	28.745	27.830	24.941	216.5
18	1'52.443	31.520	28.630	27.531	24.762	219.0	5	1'53.450	31.844	28.703	27.845	25.058	217.4
<b>13th 16 Andrea MIGNO</b> SKY Racing Team VR ITA							6	1'53.388	31.853	28.905	27.705	24.925	215.6
Runs=3 Total laps=13 Full laps=8							7	2'02.470	P 32.489	29.151	28.318	32.512	213.2
1	3'09.422	1'46.923	29.115	28.025	25.359	216.7	8	5'53.118	4'31.892	28.899	27.726	24.601	217.1
2	1'53.637	32.085	28.957	27.874	24.721	219.0	9	1'51.865	31.213	28.573	27.653	24.426	217.0
3	1'52.727	31.891	28.642	27.575	24.619	223.1	10	1'52.018	31.440	28.517	27.600	24.461	217.3
4	1'52.212	31.662	28.476	27.463	24.611	220.6	11	1'51.668	31.254	28.432	27.463	24.519	218.0
5	1'52.153	31.503	28.494	27.641	24.515	221.6	12	2'00.997	P 31.841	30.362	28.204	30.590	216.9
6	1'59.974	P 31.955	28.827	28.181	31.011	215.5	13	4'54.089	3'31.292	28.816	27.679	26.302	216.0
7	9'14.607	7'52.274	29.210	28.250	24.873	215.3	14	1'53.202	31.123	28.592	28.557	24.930	217.3
8	1'52.826	31.587	28.629	27.715	24.895	217.0	15	1'51.383	31.054	28.323	27.619	24.387	216.7
9	1'53.408	31.771	29.018	27.862	24.757	215.8	16	1'54.950	33.901	28.643	27.885	24.521	221.9
10	2'00.372	P 31.607	28.761	27.900	32.104	217.0	<b>unfinished</b> 31.055 28.455 27.572 215.8						
11	8'36.745	7'11.835	30.765	28.652	25.493	214.0	<b>17th 44 Aron CANET</b> Estrella Galicia 0,0 SPA						
12	1'51.951	31.634	28.711	27.290	24.316	217.6	Runs=3 Total laps=14 Full laps=9						
13	1'51.153	31.172	28.352	27.293	24.336	220.5	1	2'53.502	1'27.123	31.555	29.657	25.167	195.1
<b>14th 19 Gabriel RODRIGO</b> RBA Racing Team ARG							2	1'53.516	31.939	28.645	28.135	24.797	216.5
Runs=3 Total laps=14 Full laps=9							3	1'53.620	31.844	28.893	28.221	24.662	213.7
1	2'53.335	1'25.775	32.220	29.906	25.434	170.0	4	1'58.093	31.991	33.124	28.204	24.774	213.5
2	1'55.756	31.926	30.442	28.349	25.039	217.1	5	1'52.297	31.372	28.349	27.864	24.712	220.9
3	1'53.000	31.642	28.879	27.654	24.825	215.1	6	2'00.317	P 31.658	28.987	27.861	31.811	213.0
4	1'53.074	31.466	28.884	28.034	24.690	222.5	7	9'23.658	7'57.205	32.196	28.654	25.603	205.8
5	2'01.452	P 32.865	28.597	28.295	31.695	221.6	8	1'53.237	31.747	28.744	27.922	24.824	215.7
6	8'52.887	7'13.492	46.332	28.010	25.053	100.6	9	1'53.141	31.555	28.934	27.978	24.674	216.9
7	1'51.983	31.403	28.688	27.528	24.364	218.0	10	1'53.322	31.532	28.861	28.059	24.870	216.1
8	1'52.027	31.232	28.665	27.490	24.640	218.1	11	2'03.472	P 32.039	29.409	28.574	33.450	213.3
9	1'52.168	31.443	28.616	27.502	24.607	217.9	12	7'07.411	5'36.613	35.483	27.563	27.752	144.9
10	2'02.325	P 31.708	29.505	28.729	32.383	208.3	13	1'52.844	31.468	28.890	27.711	24.775	213.5
11	7'40.089	6'16.191	29.328	29.413	25.157	213.1	14	1'51.456	31.274	28.543	27.322	24.317	216.2
12	1'58.875	31.387	28.578	28.059	30.851	216.2	<b>18th 58 Juanfran GUEVARA</b> RBA Racing Team SPA						
13	1'51.264	31.251	28.446	27.355	24.212	217.4	Runs=3 Total laps=15 Full laps=10						
14	1'53.204	32.124	28.763	27.567	24.750	215.3	1	3'01.158	1'31.670	34.972	29.686	24.830	176.4
<b>15th 95 Jules DANILO</b> Ongetta-Rivacold FRA							2	1'52.554	31.461	28.439	28.070	24.584	221.1
Runs=3 Total laps=13 Full laps=8							3	1'51.968	31.314	28.401	27.829	24.424	221.3
1	2'56.522	1'32.982	30.025	28.396	25.119	213.5	4	1'51.641	31.263	28.139	27.556	24.683	222.0
2	1'53.399	31.938	28.763	27.967	24.731	218.5	5	1'51.964	31.323	28.181	27.840	24.620	227.5
3	1'52.440	31.688	28.501	27.688	24.563	219.8	6	2'00.382	P 31.788	28.815	27.809	31.970	217.5
4	1'52.499	31.605	28.273	27.994	24.627	224.7	7	6'59.531	5'19.941	46.337	28.203	25.050	89.9
5	2'09.634	P 32.035	29.744	33.778	34.077	213.1	8	1'51.965	31.378	28.376	27.675	24.536	220.1
6	8'48.699	7'27.235	28.848	28.105	24.511	223.3	9	1'52.104	31.398	28.461	27.639	24.606	220.4
7	1'52.008	31.388	28.634	27.649	24.337	219.1	10	1'52.239	31.540	28.442	27.605	24.652	220.6
8	1'51.560	31.344	28.346	27.593	24.277	220.1	11	2'03.564	P 32.253	30.316	29.212	31.783	220.1
9	2'00.451	P 31.303	28.909	28.199	32.040	221.3	12	7'38.711	6'14.245	29.882	29.477	25.107	212.0
10	9'10.112	7'49.276	28.919	27.621	24.296	217.4	13	1'58.594	31.453	28.595	28.636	29.910	219.3
11	1'51.578	31.276	28.310	27.655	24.337	219.7	14	1'51.589	31.133	28.516	27.488	24.452	223.2

**Fastest Lap:** Romano FENATI SKY Racing Team VR ITA 1'49.994 30.894 27.899 27.015 24.186

These data/results cannot be reproduced, stored and/or transmitted in whole or in part by any manner of electronic, mechanical, photocopying, recording, broadcasting or otherwise now known or herein after developed without the previous express consent by the copyright owner, except for reproduction in daily press and regular printed publications on sale to the public within 60 days of the event related to those data/results and always provided that copyright symbol appears together as follows below.  
© DORNA, 2016

Official MotoGP Timing by TISSOT  
www.motogp.com

Termas de Río Hondo, Saturday, April 02, 2016 Page 3 of 6



## Free Practice Nr. 3

## Moto3

Lap	Lap Time	T1	T2	T3	T4	Speed	Lap	Lap Time	T1	T2	T3	T4	Speed
15	1'51.537	31.360	28.382	27.415	24.380	220.1	3	1'57.857	31.804	29.322	31.766	24.965	217.0
<b>19th 84</b> Jakub KORNFEIL Drive M7 SIC Racing CZE Runs=3 Total laps=16 Full laps=11							4	1'54.314	31.791	28.950	28.410	25.163	211.7
1	3'09.294	1'44.715	29.839	28.590	26.150	212.2	5	2'04.734	P 33.125	30.532	29.661	31.416	210.8
2	1'53.097	31.844	28.519	27.910	24.824	219.5	6	8'29.979	7'06.781	29.690	28.531	24.977	209.7
3	1'53.223	31.698	28.819	27.833	24.873	215.4	7	1'54.674	32.090	29.307	28.312	24.965	210.9
4	1'52.153	31.507	28.336	27.824	24.486	221.6	8	1'54.866	32.138	29.180	28.316	25.232	210.5
5	1'58.808	P 31.482	28.474	27.790	31.062	221.8	9	2'03.025	P 32.037	29.027	28.353	33.608	219.1
6	5'15.253	3'51.060	29.485	28.116	26.592	213.3	10	9'35.329	8'10.565	29.495	29.709	25.560	209.5
7	1'51.929	31.410	28.245	27.663	24.611	222.0	11	1'52.763	31.542	28.746	27.814	24.661	218.9
8	1'53.326	31.457	28.797	28.138	24.934	216.7	12	1'51.739	31.355	28.370	27.644	24.370	218.0
9	1'52.123	31.333	28.495	27.697	24.598	216.7	13	1'59.048	31.544	28.708	27.822	30.974	212.6
10	2'03.711	P 32.329	30.059	28.610	32.713	209.1	<b>23rd 7</b> Adam NORRODIN Drive M7 SIC Racing MAL Runs=3 Total laps=17 Full laps=12						
11	7'03.261	5'41.118	29.093	27.901	25.149	220.5	1	3'08.878	1'45.193	29.770	28.490	25.425	215.8
12	1'52.730	31.219	28.837	27.794	24.880	224.5	2	1'53.748	32.075	28.970	28.009	24.694	216.0
13	1'51.581	31.272	28.292	27.578	24.439	220.7	3	1'54.119	32.088	28.707	28.029	25.295	216.7
14	1'52.406	31.349	28.619	27.726	24.712	216.3	4	1'53.532	31.897	28.834	27.923	24.878	218.0
15	1'53.061	31.261	28.480	27.566	25.754	220.4	5	1'54.384	31.867	29.187	28.136	25.194	217.1
16	1'52.784	31.400	29.315	27.657	24.412	222.1	6	2'03.106	P 32.142	29.202	28.209	33.553	214.4
<b>20th 21</b> Francesco BAGNAI ASPAR Mahindra Tea ITA Runs=3 Total laps=12 Full laps=7							7	3'13.226	1'50.932	28.990	27.975	25.329	217.3
1	3'02.919	1'39.148	29.709	28.816	25.246	212.1	8	1'53.161	31.907	28.952	27.801	24.501	215.7
2	1'54.614	32.296	29.192	28.322	24.804	213.6	9	1'53.255	31.471	28.713	28.116	24.955	218.6
3	1'54.272	32.096	28.982	28.203	24.991	215.7	10	1'52.260	31.363	28.612	27.642	24.643	217.7
4	2'04.949	P 32.081	29.423	29.273	34.172	211.4	11	2'02.878	P 32.568	29.190	28.510	32.610	216.7
5	10'35.305	9'13.839	29.011	27.995	24.460	219.1	12	7'03.098	5'41.238	29.097	27.925	24.838	216.4
6	1'52.013	31.477	28.618	27.559	24.359	215.6	13	1'52.752	31.463	28.870	27.863	24.556	218.6
7	1'51.806	31.341	28.551	27.625	24.289	216.2	14	1'52.410	31.560	28.648	27.772	24.430	217.4
8	1'51.625	31.428	28.377	27.513	24.307	216.5	15	1'52.291	31.257	28.600	27.714	24.720	216.1
9	1'58.892	P 31.391	28.320	27.666	31.515	220.0	16	1'51.842	31.373	28.366	27.662	24.441	222.1
10	9'35.242	8'14.324	28.568	27.745	24.605	219.1	17	1'52.215	31.455	28.502	27.594	24.664	219.0
11	1'52.188	31.460	28.462	27.667	24.599	216.4	<b>24th 10</b> Alexis MASBOU Peugeot MC Saxoprin FRA Runs=3 Total laps=14 Full laps=9						
12	1'57.790	36.817	28.690	27.571	24.712	217.6	1	3'10.005	1'46.033	29.979	28.516	25.477	208.6
<b>21st 36</b> Joan MIR Leopard Racing SPA Runs=3 Total laps=13 Full laps=7							2	1'53.211	31.928	28.755	27.960	24.568	218.2
1	3'04.491	1'41.795	29.173	28.548	24.975	215.0	3	1'53.370	31.814	28.817	27.905	24.834	221.9
2	1'52.638	31.762	28.499	27.880	24.497	219.3	4	1'53.458	31.784	28.936	27.804	24.934	214.5
3	1'51.881	31.424	28.562	27.586	24.309	215.4	5	2'03.300	P 31.826	29.069	28.675	33.730	216.3
4	1'51.828	31.227	28.505	27.562	24.534	218.1	6	7'36.907	6'13.191	29.555	28.988	25.173	211.5
5	2'02.037	P 31.342	28.455	28.972	33.268	220.1	7	1'54.847	32.090	29.390	28.258	25.109	214.5
6	11'39.266	0'14.511	31.208	28.837	24.710	219.6	8	1'54.103	31.938	29.011	28.070	25.084	213.3
7	1'52.516	31.501	28.665	27.590	24.760	216.9	9	1'56.931	32.058	31.897	28.072	24.904	209.0
8	1'53.641	31.397	29.404	28.139	24.701	216.6	10	2'02.986	P 31.987	30.256	28.948	31.795	213.8
9	2'03.599	P 34.577	29.192	28.330	31.500	215.7	11	8'30.403	7'05.724	29.544	29.580	25.555	208.6
10	7'43.219	6'22.109	28.692	27.651	24.767	215.9	12	1'52.301	31.452	28.361	27.845	24.643	221.4
11	1'51.672	31.149	28.783	27.476	24.264	221.3	13	1'53.258	31.396	28.668	28.553	24.641	215.6
12	1'56.617	31.198	30.318	30.367	24.734	218.8	14	1'52.009	31.321	28.448	27.709	24.531	222.3
13	2'06.839	P 31.606	33.878	29.192	32.163	215.7	<b>25th 24</b> Tatsuki SUZUKI CIP-Unicom Starker JPN Runs=3 Total laps=15 Full laps=10						
<b>22nd 98</b> Karel HANIKA Platinum Bay Real Es CZE Runs=3 Total laps=13 Full laps=8							1	2'51.297	1'21.728	33.448	29.651	26.470	194.6
1	3'00.973	1'35.688	30.330	29.203	25.752	198.3	2	1'56.350	32.928	29.221	28.570	25.631	216.9
2	1'53.499	31.923	28.712	28.078	24.786	219.0	3	1'54.349	32.111	28.932	28.321	24.985	215.1
<b>Fastest Lap:</b> Romano FENATI SKY Racing Team VR ITA 1'49.994 30.894 27.899 27.015 24.186							4	1'54.225	32.256	28.639	28.274	25.056	221.8
These data/results cannot be reproduced, stored and/or transmitted in whole or in part by any manner of electronic, mechanical, photocopying, recording, broadcasting or otherwise now known or herein after developed without the previous express consent by the copyright owner, except for reproduction in daily press and regular printed publications on sale to the public within 60 days of the event related to those data/results and always provided that copyright symbol appears together as follows below.							5	2'06.374	P 32.150	29.094	29.255	35.875	223.1
© DORNA, 2016													

**Fastest Lap:** Romano FENATI SKY Racing Team VR ITA 1'49.994 30.894 27.899 27.015 24.186

These data/results cannot be reproduced, stored and/or transmitted in whole or in part by any manner of electronic, mechanical, photocopying, recording, broadcasting or otherwise now known or herein after developed without the previous express consent by the copyright owner, except for reproduction in daily press and regular printed publications on sale to the public within 60 days of the event related to those data/results and always provided that copyright symbol appears together as follows below.  
© DORNA, 2016

Official MotoGP Timing by TISSOT  
www.motogp.com

Terma de Río Hondo, Saturday, April 02, 2016 Page 4 of 6



## Free Practice Nr. 3

## Moto3

Lap	Lap Time	T1	T2	T3	T4	Speed	Lap	Lap Time	T1	T2	T3	T4	Speed
6	8'51.107	7'28.620	29.279	28.365	24.843	215.3	7	9'28.675	7'59.040	34.615	29.505	25.515	187.5
7	<b>1'53.251</b>	31.621	29.115	27.995	24.520	212.0	8	<b>1'52.992</b>	31.947	28.689	27.779	24.577	216.5
8	<b>1'53.338</b>	31.690	28.995	27.963	24.690	213.3	9	<b>1'52.583</b>	31.738	28.704	27.652	24.489	216.0
9	<b>1'53.637</b>	31.720	29.080	28.053	24.784	212.1	10	<b>1'52.441</b>	31.748	28.582	<b>27.569</b>	24.542	<b>217.3</b>
10	2'05.384 P	33.206	29.664	28.595	33.919	208.2	11	<b>1'52.640</b>	31.740	<b>28.563</b>	27.722	24.615	217.2
11	5'35.903	4'13.693	29.159	28.082	24.969	211.8	12	<b>1'52.438</b>	31.657	28.624	27.701	24.456	216.4
12	<b>1'53.541</b>	31.514	28.755	28.230	25.042	214.0	13	<b>1'52.936</b>	31.658	28.837	27.737	24.704	215.9
13	<b>1'52.046</b>	<b>31.285</b>	28.616	<b>27.682</b>	<b>24.463</b>	216.7	14	<b>1'53.271</b>	31.880	28.883	27.863	24.645	215.8
14	<b>1'53.780</b>	31.820	29.361	27.866	24.733	218.1	15	<b>1'52.857</b>	<b>31.594</b>	28.618	27.964	24.681	216.4
15	<b>1'52.747</b>	31.507	<b>28.586</b>	27.812	24.842	218.9	16	<b>1'52.268</b>	31.670	28.593	27.580	<b>24.425</b>	217.0
							17	2'08.702 P	33.600	30.969	29.263	34.870	195.6

**26th 4 Fabio DI GIANNANT** Gresini Racing Moto3 ITA  
Runs=2 Total laps=17 Full laps=14

1	2'53.770	1'23.963	33.952	30.112	25.743	187.4
2	<b>1'53.679</b>	31.891	28.610	28.112	25.066	222.2
3	<b>1'53.483</b>	31.788	28.748	28.073	24.874	220.5
4	<b>1'54.499</b>	31.863	29.758	28.144	24.734	213.3
5	<b>1'54.830</b>	32.061	28.978	28.621	25.170	219.5
6	<b>1'52.634</b>	31.630	28.798	27.585	24.621	215.0
7	2'01.139 P	31.571	28.971	28.281	32.316	214.3
8	8'47.022	7'12.495	30.436	33.199	30.892	195.2
9	<b>1'52.241</b>	31.605	28.394	27.563	24.679	<b>222.5</b>
10	<b>1'53.253</b>	31.429	29.024	28.067	24.733	214.3
11	<b>1'52.401</b>	31.367	28.673	27.640	24.721	215.5
12	<b>1'57.488</b>	31.455	28.925	31.024	26.084	214.6
13	<b>1'52.551</b>	31.399	28.805	27.570	24.777	216.2
14	<b>1'52.100</b>	31.461	28.526	27.605	<b>24.508</b>	219.1
15	<b>1'52.156</b>	<b>31.321</b>	28.623	<b>27.454</b>	24.758	215.7
16	<b>1'52.139</b>	31.448	<b>28.365</b>	27.560	24.766	221.5
17	<b>1'52.799</b>	31.485	28.550	27.934	24.830	218.4

**27th 55 Andrea LOCATELLI** Leopard Racing ITA  
Runs=4 Total laps=14 Full laps=7

1	3'33.147	2'06.610	30.659	29.561	26.317	209.7
2	<b>1'54.148</b>	32.244	28.886	28.107	24.911	216.2
3	<b>1'54.200</b>	31.769	29.098	28.216	25.117	217.6
4	2'01.992 P	32.751	30.419	28.299	30.523	213.7
5	6'52.049	5'26.998	29.328	29.734	25.989	213.5
6	<b>1'54.338</b>	31.953	29.003	28.218	25.164	215.9
7	2'01.386 P	32.273	29.486	28.465	31.162	211.8
8	6'23.143	5'01.155	29.350	27.907	24.731	214.5
9	<b>1'52.420</b>	31.422	<b>28.636</b>	27.726	24.636	217.2
10	2'02.195 P	32.800	29.603	29.086	30.706	210.2
11	5'25.206	4'02.615	29.280	27.937	25.374	213.6
12	<b>1'54.609</b>	31.493	30.758	27.811	24.547	<b>218.7</b>
13	<b>1'52.162</b>	31.295	28.751	<b>27.587</b>	24.529	217.4
14	<b>1'52.173</b>	<b>31.255</b>	28.744	27.681	<b>24.493</b>	216.4

**28th 76 Hiroki ONO** Honda Team Asia JPN  
Runs=2 Total laps=17 Full laps=13

1	3'59.133	2'34.380	30.486	28.828	25.439	213.0
2	<b>1'55.098</b>	32.575	29.229	28.157	25.137	214.9
3	<b>1'53.397</b>	31.939	28.740	27.826	24.892	216.5
4	<b>1'53.699</b>	32.145	28.926	27.825	24.803	215.6
5	<b>1'53.630</b>	31.969	28.712	28.137	24.812	216.1
6	2'01.328 P	32.117	29.289	28.338	31.584	215.9

**29th 40 Darryn BINDER** Platinum Bay Real Es RSA  
Runs=3 Total laps=13 Full laps=8

1	3'04.387	1'41.069	29.662	28.383	25.273	215.0
2	<b>1'53.365</b>	32.350	28.793	<b>27.748</b>	24.474	<b>219.2</b>
3	<b>1'52.950</b>	32.020	28.647	27.810	24.473	218.1
4	<b>1'53.278</b>	31.755	28.989	27.955	24.579	216.3
5	2'01.440 P	<b>31.630</b>	28.830	28.253	32.727	219.1
6	8'43.105	7'20.863	29.250	28.254	24.738	215.5
7	<b>1'52.858</b>	31.835	28.823	27.753	<b>24.447</b>	219.0
8	<b>1'52.855</b>	31.814	28.650	27.838	24.553	219.1
9	1'58.902 P	31.729	28.674	28.001	30.498	218.1
10	9'24.620	8'03.018	28.879	27.937	24.786	217.2
11	<b>1'53.500</b>	31.796	28.912	27.895	24.897	215.9
12	<b>2'02.789</b>	32.613	31.937	30.130	28.109	187.1
13	<b>1'52.954</b>	31.687	<b>28.536</b>	27.986	24.745	218.6

**30th 17 John MCPHEE** Peugeot MC Saxoprin GBR  
Runs=2 Total laps=5 Full laps=1

1	3'31.366	2'07.111	29.748	29.257	25.250	212.3
2	1'54.320	32.218	28.997	27.955	25.150	210.0
	unfinished	31.678				<b>217.7</b>
3	33'27.892		30.258	28.411	25.186	209.4
4	<b>1'53.208</b>	<b>31.664</b>	<b>28.940</b>	<b>27.751</b>	<b>24.853</b>	212.6

**31st 77 Lorenzo PETRARC** 3570 Team Italia ITA  
Runs=4 Total laps=15 Full laps=9

1	2'53.653	1'20.711	36.436	30.272	26.234	162.2
2	<b>1'55.741</b>	32.568	29.146	28.602	25.425	212.5
3	<b>1'55.303</b>	32.476	29.090	28.575	25.162	212.1
4	<b>1'54.486</b>	32.004	29.057	28.441	24.984	214.5
5	<b>1'53.965</b>	<b>31.983</b>	29.020	28.124	<b>24.838</b>	<b>218.3</b>
6	1'59.606 P	32.086	29.068	28.210	30.242	210.8
7	7'00.820	5'36.621	30.935	28.325	24.939	200.7
8	<b>1'54.386</b>	32.140	29.118	28.162	24.966	212.2
9	<b>1'54.749</b>	32.205	<b>28.986</b>	28.252	25.306	211.1
10	2'06.513 P	32.774	29.764	30.463	33.512	208.3
11	6'52.183 P	5'04.515	34.921	37.918	34.829	149.6
12	2'17.045	53.894	29.643	28.410	25.098	208.7
13	<b>1'54.697</b>	32.122	29.325	<b>28.038</b>	25.212	208.3
14	<b>1'54.716</b>	32.113	29.022	28.319	25.262	212.4
15	<b>2'00.742</b>	34.130	31.943	29.368	25.301	182.1

**Fastest Lap:** Romano FENATI SKY Racing Team VR ITA **1'49.994** 30.894 27.899 27.015 24.186

These data/results cannot be reproduced, stored and/or transmitted in whole or in part by any manner of electronic, mechanical, photocopying, recording, broadcasting or otherwise now known or herein after developed without the previous express consent by the copyright owner, except for reproduction in daily press and regular printed publications on sale to the public within 60 days of the event related to those data/results and always provided that copyright symbol appears together as follows below.  
© DORNA, 2016

Official MotoGP Timing by TISSOT  
www.motogp.com

Termas de Río Hondo, Saturday, April 02, 2016 Page 5 of 6





## Free Practice Nr. 3

Moto3

Lap	Lap Time	T1	T2	T3	T4	Speed	Lap	Lap Time	T1	T2	T3	T4	Speed
<b>32nd</b>	<b>43</b>	<b>Stefano VALTULINI</b> 3570 Team Italia ITA						Runs=3 Total laps=16 Full laps=11					
1	2'54.678	1'26.554	32.083	30.208	25.833	203.1							
2	<b>1'56.423</b>	32.747	29.563	28.676	25.437	214.2							
3	<b>1'55.512</b>	32.543	29.314	28.440	25.215	212.5							
4	<b>1'55.838</b>	32.845	29.137	28.312	25.544	218.4							
5	2'04.622 P	32.612	29.640	28.653	33.717	211.9							
6	6'00.242	4'34.955	30.784	28.952	25.551	207.2							
7	<b>1'55.691</b>	32.608	29.535	28.372	25.176	211.5							
8	<b>1'55.234</b>	32.443	29.231	28.270	25.290	213.2							
9	<b>1'54.782</b>	32.139	29.484	28.086	25.073	212.0							
10	2'03.418 P	32.766	29.781	27.995	32.876	213.1							
11	6'41.871	5'17.406	30.488	28.607	25.370	207.7							
12	<b>1'54.870</b>	32.410	29.213	28.268	24.979	213.5							
13	<b>1'54.289</b>	32.052	29.171	28.088	24.978	212.3							
14	<b>1'58.024</b>	35.540	29.328	28.221	24.935	212.3							
15	<b>1'54.479</b>	32.049	29.176	28.195	25.059	213.4							
16	<b>1'54.483</b>	32.086	29.288	27.989	25.120	213.5							

<b>33rd</b>	<b>3</b>	<b>Fabio SPIRANELLI</b> CIP-Unicom Starker ITA						Runs=3 Total laps=15 Full laps=10					
1	2'42.043	1'13.533	32.584	30.055	25.871	185.8							
2	<b>2'01.999</b>	33.090	33.843	29.442	25.624	184.5							
3	<b>1'55.658</b>	32.434	29.613	28.504	25.107	210.1							
4	<b>1'56.075</b>	32.304	29.634	28.955	25.182	211.5							
5	<b>1'54.934</b>	32.085	29.023	28.616	25.210	219.6							
6	<b>1'54.541</b>	31.871	29.254	28.432	24.984	209.2							
7	2'03.342 P	32.478	29.513	29.228	32.123	210.6							
8	7'28.633	6'05.059	29.636	28.809	25.129	210.4							
9	<b>1'55.093</b>	32.172	29.309	28.606	25.006	211.9							
10	<b>1'55.009</b>	32.032	29.347	28.736	24.894	212.8							
11	<b>1'58.935</b>	32.287	29.933	29.973	26.742	211.8							
12	2'05.226 P	33.115	30.343	29.651	32.117	209.6							
13	6'20.117	4'55.772	30.032	29.173	25.140	209.3							
14	<b>1'55.867</b>	32.298	29.854	28.816	24.899	209.6							
15	<b>1'54.704</b>	32.002	29.309	28.778	24.615	212.7							

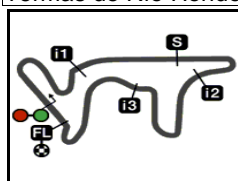
**Fastest Lap:** Romano FENATI SKY Racing Team VR ITA **1'49.994** 30.894 27.899 27.015 24.186

These data/results cannot be reproduced, stored and/or transmitted in whole or in part by any manner of electronic, mechanical, photocopying, recording, broadcasting or otherwise now known or herein after developed without the previous express consent by the copyright owner, except for reproduction in daily press and regular printed publications on sale to the public within 60 days of the event related to those data/results and always provided that copyright symbol appears together as follows below.  
© DORNA, 2016

Official MotoGP Timing by TISSOT  
www.motogp.com

Termas de Río Hondo, Saturday, April 02, 2016 Page 6 of 6





4806 m.

# GRAN PREMIO MOTUL DE LA REPÚBLICA ARGENTINA

## Free Practice Nr. 3

### Best Partial Times

# Moto3

*IT* Ideal Lap Time, sum of the best partial times

*BT* Best Lap Time

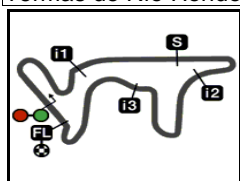
T1		T2		T3		T4				IT	BT	
Pos	Rider	Time	Rider	Time	Rider	Time	Rider	Time	Pos	Rider	IT	BT
1	B.BINDER	30.878	P.OETTL	27.800	R.FENATI	27.015	N.BULEGA	23.884	1	R.FENATI	1'49.927	1'49.994 (1)
2	R.FENATI	<b>30.894</b>	R.FENATI	<b>27.899</b>	N.BULEGA	<b>27.066</b>	E.BASTIANINI	<b>23.970</b>	2	B.BINDER	1'50.024	1'50.263 (2)
3	N.BULEGA	30.946	B.BINDER	28.001	B.BINDER	27.098	J.MARTIN	24.040	3	N.BULEGA	1'50.046	1'50.405 (3)
4	P.OETTL	<b>30.954</b>	J.GUEVARA	<b>28.139</b>	J.NAVARRO	<b>27.183</b>	B.BINDER	<b>24.047</b>	4	P.OETTL	1'50.047	1'50.687 (5)
5	L.LOI	30.968	N.BULEGA	28.150	K.PAWI	27.212	P.OETTL	24.053	5	E.BASTIANINI	1'50.398	1'50.411 (4)
6	E.BASTIANINI	<b>30.972</b>	L.LOI	<b>28.156</b>	L.LOI	<b>27.230</b>	R.FENATI	<b>24.119</b>	6	L.LOI	1'50.606	1'50.773 (6)
7	N.ANTONELLI	30.997	E.BASTIANINI	28.163	P.OETTL	27.240	G.RODRIGO	24.212	7	J.NAVARRO	1'50.616	1'50.811 (8)
8	F.QUARTARARO	<b>31.028</b>	J.NAVARRO	<b>28.176</b>	N.ANTONELLI	<b>27.257</b>	F.QUARTARARO	<b>24.222</b>	8	J.MARTIN	1'50.647	1'50.811 (9)
9	J.NAVARRO	31.032	K.PAWI	28.178	A.MIGNO	27.290	J.NAVARRO	24.225	9	N.ANTONELLI	1'50.694	1'50.865 (10)
10	M.HERRERA	<b>31.054</b>	N.ANTONELLI	<b>28.199</b>	E.BASTIANINI	<b>27.293</b>	K.PAWI	<b>24.235</b>	10	K.PAWI	1'50.695	1'50.802 (7)
11	J.MARTIN	31.060	J.MARTIN	28.217	A.CANET	27.322	N.ANTONELLI	24.241	11	B.BENDSNEY	1'51.054	1'51.138 (12)
12	K.PAWI	<b>31.070</b>	J.KORNFEIL	<b>28.245</b>	J.MARTIN	<b>27.330</b>	J.DANILO	<b>24.247</b>	12	F.QUARTARARO	1'51.057	1'51.133 (11)
13	B.BENDSNEYDE	31.103	J.DANILO	28.273	G.RODRIGO	27.355	L.LOI	24.252	13	J.GUEVARA	1'51.067	1'51.537 (18)
14	J.GUEVARA	<b>31.133</b>	B.BENDSNEYDE	<b>28.278</b>	B.BENDSNEYDE	<b>27.365</b>	J.MIR	<b>24.264</b>	14	A.MIGNO	1'51.130	1'51.153 (13)
15	J.MIR	31.149	F.BAGNAIA	28.320	F.QUARTARARO	27.373	F.BAGNAIA	24.289	15	J.DANILO	1'51.175	1'51.376 (15)
16	A.MIGNO	<b>31.172</b>	M.HERRERA	<b>28.323</b>	J.GUEVARA	<b>27.415</b>	B.BENDSNEYDE	<b>24.308</b>	16	M.HERRERA	1'51.227	1'51.383 (16)
17	J.DANILO	31.217	A.CANET	28.349	J.DANILO	27.438	A.MIGNO	24.316	17	G.RODRIGO	1'51.245	1'51.264 (14)
18	J.KORNFEIL	<b>31.219</b>	A.MIGNO	<b>28.352</b>	F.DI GIANNANTO	<b>27.454</b>	A.CANET	<b>24.317</b>	18	A.CANET	1'51.262	1'51.456 (17)
19	G.RODRIGO	31.232	A.MASBOU	28.361	M.HERRERA	27.463	K.HANIKA	24.370	19	J.MIR	1'51.344	1'51.672 (21)
20	A.LOCATELLI	<b>31.255</b>	F.DI GIANNANTO	<b>28.365</b>	J.MIR	<b>27.476</b>	J.GUEVARA	<b>24.380</b>	20	J.KORNFEIL	1'51.442	1'51.581 (19)
21	A.NORRODIN	31.257	A.NORRODIN	28.366	F.BAGNAIA	27.513	M.HERRERA	24.387	21	F.BAGNAIA	1'51.463	1'51.625 (20)
22	A.CANET	<b>31.274</b>	K.HANIKA	<b>28.370</b>	J.KORNFEIL	<b>27.566</b>	J.KORNFEIL	<b>24.412</b>	22	A.NORRODIN	1'51.647	1'51.842 (23)
23	T.SUZUKI	31.285	F.QUARTARARO	28.434	H.ONO	27.569	H.ONO	24.425	23	F.DI GIANNANTO	1'51.648	1'52.100 (26)
24	F.DI GIANNANTO	<b>31.321</b>	G.RODRIGO	<b>28.446</b>	A.LOCATELLI	<b>27.587</b>	A.NORRODIN	<b>24.430</b>	24	K.HANIKA	1'51.739	1'51.739 (22)

These data/results cannot be reproduced, stored and/or transmitted in whole or in part by any manner of electronic, mechanical, photocopying, recording, broadcasting or otherwise now known or herein after developed without the previous express consent by the copyright owner, except for reproduction in daily press and regular printed publications on sale to the public within 60 days of the event related to those data/results and always provided that copyright symbol appears together as follows below.

© DORNA, 2016

Official MotoGP Timing by  TISSOT  
www.motogp.com





4806 m.

## GRAN PREMIO MOTUL DE LA REPÚBLICA ARGENTINA

### Free Practice Nr. 3

### Best Partial Times

*IT* Ideal Lap Time, sum of the best partial times

*BT* Best Lap Time

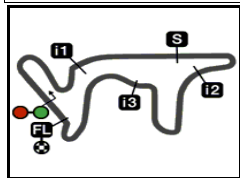
T1			T2			T3			T4				
Pos	Rider	Time	Rider	Time	Rider	Time	Rider	Time	Pos	Rider	IT	BT	
25	A.MASBOU	31.321	J.MIR	28.455	A.NORRODIN	27.594	D.BINDER	24.447	25	A.MASBOU	1'51.922	1'52.009 (24)	
26	F.BAGNAIA	31.341	D.BINDER	28.536	K.HANIKA	27.644	T.SUZUKI	24.463	26	A.LOCATELLI	1'51.971	1'52.162 (27)	
27	K.HANIKA	31.355	H.ONO	28.563	T.SUZUKI	27.682	A.LOCATELLI	24.493	27	T.SUZUKI	1'52.016	1'52.046 (25)	
28	H.ONO	31.594	T.SUZUKI	28.586	A.MASBOU	27.709	F.DI GIANNANTO	24.508	28	H.ONO	1'52.151	1'52.268 (28)	
29	D.BINDER	31.630	A.LOCATELLI	28.636	D.BINDER	27.748	A.MASBOU	24.531	29	D.BINDER	1'52.361	1'52.855 (29)	
30	J.MCPHEE	31.664	J.MCPHEE	28.940	J.MCPHEE	27.751	F.SPIRANELLI	24.615	30	J.MCPHEE	1'53.208	1'53.208 (30)	
31	F.SPIRANELLI	31.871	L.PETRARCA	28.986	S.VALTULINI	27.989	L.PETRARCA	24.838	31	L.PETRARCA	1'53.845	1'53.965 (31)	
32	L.PETRARCA	31.983	F.SPIRANELLI	29.023	L.PETRARCA	28.038	J.MCPHEE	24.853	32	F.SPIRANELLI	1'53.941	1'54.541 (33)	
33	S.VALTULINI	32.049	S.VALTULINI	29.137	F.SPIRANELLI	28.432	S.VALTULINI	24.935	33	S.VALTULINI	1'54.110	1'54.289 (32)	

These data/results cannot be reproduced, stored and/or transmitted in whole or in part by any manner of electronic, mechanical, photocopying, recording, broadcasting or otherwise now known or herein after developed without the previous express consent by the copyright owner, except for reproduction in daily press and regular printed publications on sale to the public within 60 days of the event related to those data/results and always provided that copyright symbol appears together as follows below.

© DORNA, 2016

Official MotoGP Timing by  TISSOT  
www.motogp.com






4806 m.

## GRAN PREMIO MOTUL DE LA REPÚBLICA ARGENTINA

## Free Practice Nr. 3

## Fastest Laps Sequence

<i>Practice Time</i>	 <i>Rider</i>	<i>Nation</i>	<i>Motorcycle</i>	<i>Time</i>	<i>Km/h</i>	<i>Rider's Lap</i>
4'44.042	3 Fabio SPIRANELLI	ITA	MAHINDRA	2'01.999	141.8	2
4'45.483	11 Livio LOI	BEL	HONDA	1'52.821	153.3	2
4'52.891	23 Niccolò ANTONELLI	ITA	HONDA	1'52.526	153.7	2
4'56.312	41 Brad BINDER	RSA	KTM	1'52.133	154.2	2
6'44.253	23 Niccolò ANTONELLI	ITA	HONDA	1'51.362	155.3	3
6'47.598	41 Brad BINDER	RSA	KTM	1'51.286	155.4	3
12'21.202	41 Brad BINDER	RSA	KTM	1'50.812	156.1	6
30'37.027	11 Livio LOI	BEL	HONDA	1'50.773	156.1	12
30'49.659	65 Philipp OETTL	GER	KTM	1'50.732	156.2	10
33'39.236	41 Brad BINDER	RSA	KTM	1'50.400	156.7	15
35'29.499	41 Brad BINDER	RSA	KTM	1'50.263	156.9	16
36'25.067	5 Romano FENATI	ITA	KTM	1'50.236	156.9	12
38'15.061	5 Romano FENATI	ITA	KTM	1'49.994	157.2	13

These data/results cannot be reproduced, stored and/or transmitted in whole or in part by any manner of electronic, mechanical, photocopying, recording, broadcasting or otherwise now known or herein after developed without the previous express consent by the copyright owner, except for reproduction in daily press and regular printed publications on sale to the public within 60 days of the event related to those data/results and always provided that copyright symbol appears together as follows below.

© DORNA, 2016

Official MotoGP Timing by TISSOT  
www.motogp.com

Termas de Río Hondo, Saturday, April 02, 2016

